

Hyderabad Eye Research Foundation

Declaration Certificate of Chief Functionary

I hereby declare that the above particulars furnished by me are true and correct. I also affirm that the receipt of foreign contribution and its utilization have not been violative of any of the provisions of the Foreign Contribution (Regulation) Act, 2010, rules, notifications/orders issued there under from time to time and the foreign contribution was utilized for the purpose(s) for which the association was granted registration/ prior permission by the Central Government.

Place : Hyderabad

Date: 06th December,2023



GULLAPALLI NAGESWARA RAO

(Signature of the Chief Functionary
and Seal of the Association)





B. NARSING RAO & CO.
CHARTERED ACCOUNTANT

Phone : 040 - 23 55 6175,
23 60 6175, 23 54 6175
E-Mail : bnr_co@yahoo.co.in
bontha.narsingrao@gmail.com
Office : Plot No. 554, Road No. 92,
Opp. Apollo Nursing School,
Jubilee Hills, Hyderabad - 500 096

CERTIFICATE


We have audited the accounts of **Hyderabad Eye Research Foundation**, L.V.Prasad Marg, Banjara Hills, Hyderabad – 500 034. Registration No. 46/87, Hyderabad, Telangana State for the financial year ending 31st March 2023 and examined all relevant books and vouchers and certify that according to audited account: -

1. The Brought forward foreign contribution at the beginning of the year 01/04/2022 was **Rs. 6,21,89,971**
2. Foreign Contributions of / worth was received by the association during the year 2022-23 **Rs. 4,04,63,099**
3. Interest accrued on foreign contribution and other income derived from foreign contribution or interest thereon of /worth was Received by the Association during the Financial year 2022-23 **Rs. 26,86,727**
4. The Balance of unutilised foreign contribution with the association at the end of the year 31-03-2023 was **Rs. 6,55,72,304**
5. Certified that the Association has maintained the accounts of Foreign Contribution and records relating thereto in the manner specified in section 19 of the Foreign Contribution (Regulation) Act,2010 (42 of 2010) read with rule 17 (1) of the Foreign Contribution (Regulation) Rules,2011.
6. The information in this certificate and in the enclosed Balance Sheet and statement of receipt and payment is correct as checked by us.
7. The association has utilized the foreign contribution received for the purpose(s) it is registered/ granted prior permission under Foreign Contribution (Regulation) Act, 2010

UDIN: 23022001BGVRVM3766
Place: Hyderabad
Date: 06-12-2023



For B Narsing Rao & Co.,
Chartered Accountants
Firm Reg.No: 002409S


[CA B. Narsing Rao]
Partner
ICAI Mem.No.022001

HYDERABAD EYE RESEARCH FOUNDATION

L.V.Prasad Marg, Banjara Hills
Hyderabad - 500034

FOREIGN CONTRIBUTION (FCRA) - BALANCE SHEET AS AT 31ST MARCH 2023

(Amount in INR)

	Note No	31-Mar-23	31-Mar-22
A SOURCE OF FUNDS			
CORPUS FUND			
Corpus and General Funds	1	12,34,60,290	12,16,49,827
Reserves and Surplus	2	(4,27,56,515)	(3,01,93,037)
Sub Total		8,07,03,776	9,14,56,790
Restricted Funds			
Grants Liability	3	1,12,87,177	-
Total		9,19,90,952	9,14,56,790
B UTILIZATION OF FUNDS			
FIXED ASSETS			
Gross Block	4	5,14,85,744	4,96,52,176
Less :Depreciation		2,50,67,096	2,03,85,358
Sub Total		2,64,18,648	2,92,66,819
CURRENT ASSETS, LOANS & ADVANCES			
Cash and Bank Balances	5	6,55,72,304	6,21,89,971
Sub Total		6,55,72,304	6,21,89,971
Total		9,19,90,952	9,14,56,790

For B.Narsing Rao & Co.,
Chartered Accountants
Firm No:002409S

(CA.B.Narsing Rao)
Partner
M.S.No.022001
Place : Hyderabad
Date : 06-Dec-2023



For Hyderabad Eye Research Foundation



Gullapalli Nageswara Rao

Gullapalli Nageswara Rao
Chief Functionary

HYDERABAD EYE RESEARCH FOUNDATION


L.V.Prasad Marg, Banjara Hills
Hyderabad - 500034


FCRA - INCOME & EXPENDITURE ACCOUNT FOR THE YEAR ENDED 31ST MARCH 2023

(Amount in INR)

PARTICULARS	Note No	FY 22-23	FY 21-22
I. INCOME			
(a) Grant Income	6	2,73,29,576	2,63,32,523
(b) Donation Income	6	35,883	-
(c) Interest Income	7	26,86,727	33,75,527
Total Income (A)		3,00,52,186	2,97,08,050
II EXPENDITURE			
(a) Research Personal Expenditure	8	1,28,12,454	3,93,41,168
(b) Research Grant Expenditure	9	2,50,69,000	1,52,84,124
(c) Administrative Expenditure	10	52,472	27,124
(d) Depreciation	4	46,81,738	50,51,973
Total Expenditure (B)		4,26,15,663	5,97,04,390
Operating Surplus / (Deficit) : (A- B)		(1,25,63,477)	(2,99,96,339)
Surplus / (Deficit) carried forward to Balance Sheet		(1,25,63,477)	(2,99,96,339)

For B.Narsing Rao & Co.,
Chartered Accountants
Firm No:002409S




(CA. B. Narsing Rao)
Partner
M.S.No.022001
Place : Hyderabad
Date : 06-Dec-2023

For Hyderabad Eye Research Foundation



Gullapalli Nageswara Rao
Chief Functionary

HYDERABAD EYE RESEARCH FOUNDATION

L.V.Prasad Marg, Banjara Hills
Hyderabad - 500034

FCRA - RECEIPTS & PAYMENTS ACCOUNT FOR THE YEAR ENDED 31ST MARCH 2023

(Amount in INR)

Particulars	FY 22-23	FY 21-22
Grants Receipts	4,04,27,216	2,79,13,057
Donation Receipts	35,883	-
Interest Receipts	26,86,727	33,75,527
Total Receipts (A)	4,31,49,826	3,12,88,584
Capital Payments	18,33,567	16,16,878
Research Personal Grant Expenses	1,28,12,454	3,93,41,168
Research Grant Expenses	2,50,69,000	1,52,84,124
Administrative Expenses	52,472	27,124
Total Payments (B)	3,97,67,492	5,62,69,295
Net Cash Surplus (A-B)	33,82,333	(2,49,80,711)
Closing Fixed Deposits	5,75,40,163	5,48,36,844
Closing Cash and Bank Balances	80,32,141	73,53,127
Total Cash and Cash Equivalents - Closing (C)	6,55,72,305	6,21,89,971
Opening Fixed Deposits	5,48,36,844	8,46,59,480
Opening Cash and Bank Balances	73,53,127	25,11,202
Total Cash and Cash Equivalents - Closing (D)	6,21,89,971	8,71,70,682
Change In Balance (C-D)	33,82,333	(2,49,80,711)

For B.Narsing Rao & Co.,
Chartered Accountants
Firm No:002409S

(CA.B.Narsing Rao)
Partner
M.S.No.022001
Place : Hyderabad
Date : 06-Dec-2023



For Hyderabad Eye Research Foundation





Gullapalli Nageswara Rao
Chief Functionary

HYDERABAD EYE RESEARCH FOUNDATION
FCRA-NOTES FORMING PART OF FINANCIAL STATEMENTS

(Amount in INR)

	As at March 31, 2023	As at March 31, 2022
Note 1 Corpus and General Funds		
Opening Balance	12,16,49,827	12,00,69,293
Add: Received during the year	18,10,463	15,80,534
	<u>12,34,60,290</u>	<u>12,16,49,827</u>
Note 2 Reserves and Surplus		
General Reserve	(3,01,93,037)	(1,96,698)
Surplus - During the year	(1,25,63,477)	(2,99,96,339)
	<u>(4,27,56,515)</u>	<u>(3,01,93,037)</u>
Note 3 Grants Liability		
Grants Liability - Opening	-	-
Add: Grants Received during the year	4,04,27,216	2,79,13,057
Less: Transferred to Capital Grants	18,10,463	15,80,534
Less: Transferred to Grant Revenue	2,73,29,576	2,63,32,523
	<u>1,12,87,177</u>	<u>-</u>
Note 4 Fixed Assets		
Gross Block	5,14,85,744	4,96,52,176
Less :Depreciation	2,50,67,096	2,03,85,358
	<u>2,64,18,648</u>	<u>2,92,66,819</u>
Note 5 Cash and Bank Balances		
Cash at Bank	80,32,141	73,53,127
Cash in Hand	-	-
Fixed Deposits	5,75,40,163	5,48,36,844
	<u>6,55,72,304</u>	<u>6,21,89,971</u>
Note 6 Donations and Grants		
Grant Revenue	2,73,29,576	2,63,32,523
Donations	35,883	-
	<u>2,73,65,459</u>	<u>2,63,32,523</u>
Note 7 Interest Income		
Interest on Fixed Deposits	26,09,794	32,97,077
Interest on Saving Bank Accounts	76,933	78,450
	<u>26,86,727</u>	<u>33,75,527</u>
Note 8 Human Resource Costs		
Salaries	1,08,83,059	3,93,41,168
Consultancy	19,09,395	-
Stipends	20,000	-
	<u>1,28,12,454</u>	<u>3,93,41,168</u>
Note 9 Research Grant Expenses		
Lab Consumables	1,00,38,469	1,04,40,556
Travelling Expenses	30,87,914	1,79,857
Service Contracts	26,40,987	9,42,262
Journal & Publication Expenses	8,36,496	8,74,803
Other Research Grant Expenses	84,65,134	28,46,646
	<u>2,50,69,000</u>	<u>1,52,84,124</u>
Note 10 Administration Expenditure		
Bank Charges	52,472	27,124
	<u>52,472</u>	<u>27,124</u>



Hyderabad Eye Research Foundation

Fixed Assets Register

Sl No	Particulars	Depreciation		Gross Block			Depreciation		Net Block		
		Rate %	As on 31-Mar-22	Before Oct'22	After Oct'22	As on 31-Mar-23	Up to 31-Mar-22	For The Year	Total 31-Mar-22	As on 31-Mar-22	As on 31-Mar-23
1	Plant & Equipment	15%	4,94,20,488.43	6,27,187.56	9,06,400.00	5,09,54,075.99	2,02,04,820.79	45,44,408.28	2,47,49,229.07	2,92,15,667.64	2,62,04,846.92
2	Computer Hardware	60%	2,31,687.99	55,483.60	2,44,496.00	5,31,667.59	1,80,536.73	1,37,329.72	3,17,866.44	51,151.26	2,13,801.15
	Total Amount		4,96,52,176.42	6,82,671.16	11,50,896.00	5,14,85,743.58	2,03,85,357.52	46,81,738.00	2,50,67,095.51	2,92,66,818.90	2,64,18,648.07

bnan



[Handwritten Signature]