



L V Prasad Eye Institute

Excellence • Equity • Efficiency

2008-09

Annual Activity Report

A pyramid of eye care reaching all in need

213 066
Centres of
Excellence

105 994
Tertiary
Centres

225 712
Service Centres

90 877
Vision Centres

1 293 071
Community Care

Centre of Excellence – superspecialty care,
training of trainers and specialists,
public health, research and advocacy



Outpatient and surgical services,
training and research
5,00,000 population



Comprehensive eye care services,
community screening
500,000 population



Screening and awareness programs,
refraction and dispensing spectacles
50,000 population
(20-25 villages)



Monitoring eye
health of the commu-
nity 5000 popula-
tion (2-3 villages)





L V Prasad Eye Institute

Committed to excellence and equity in eye care

Annual Activity Report April 2008 – March 2009



**World Health
Organization**

**Collaborating Centre for
Prevention of Blindness**



L V Prasad Eye Institute is a not-for-profit charitable organization governed by two trusts,
Hyderabad Eye Institute & Hyderabad Eye Research Foundation.

The year at a glance

The LVPEI pyramid of service delivery touches all levels of society, from the remote rural village to the busy urban centre. From primary eye care to advanced tertiary or quaternary centres, we have been able to provide eye care services to thousands of people, when they need it, where they need it, without compromising on quality. This year, we have been able to reach **1,928,720** adults and children through these various levels of care – **1,293,071** through our community programs and **635,649** through our primary, secondary and tertiary care facilities. Our circle of impact on people's life and sight continues to grow.

Reaching the underserved – community eye health

	Total
Villages surveyed	695
Population covered by door to door surveys	1,249,467
Community screening programs	329
Population screened	102,635
Schools screened	444
Children screened	43,604
Total adults served	1,249,467
Total children screened (through our community programs)	43,604

Community programs are conducted entirely free of cost to the beneficiaries

Eradicating blindness & visual impairment and referrals

		Non-paying services*
Primary eye care		
Vision Centres (2.5-2.75 million population)	55*	
Outpatient visits	90,877	
<i>*4 Vision Centres opened during March 27-31, 2009</i>		
Secondary eye care		
Service Centres (10-17 million population)	17	
Outpatient visits	225,712	98,459
Surgeries performed	26,364	17,991

Completing the circle – tertiary eye care

	Bhubaneswar	Visakhapatnam		Total
Outpatient visits	57,382	48,612	105,994	25,299
Surgeries performed	5565	5038	10,603	4338

Advanced tertiary (quaternary) care – Hyderabad

Outpatient visits	213,066	64,962
Surgeries performed	27,924	11,731

Total outpatient visits **635,649**

Total surgeries **64,891**

(at our primary, secondary and tertiary facilities)

* Services provided entirely free of cost

#Providing a better quality of life – rehabilitation

Vision rehabilitation centres	3
Sight enhancement client visits (low vision)	4185
Vision rehabilitation client visits	7209

•Facilitating the Gift of Sight – eye banking

	Hyderabad	Bhubaneswar	Visakhapatnam	Total
Corneas harvested	2959	83	250	3292

#Enhancing skills for quality eye care – continuing education

Ophthalmologists	176
Other eye care professionals	466
Participants in CME and other programs	1497

#Pushing the frontiers in eye care – research

Presentations	
– International	205
– National	263
Publications	63
Honors and awards	47

Numbers reflect activities across the LVPEI network
 • Includes community eye banks on our campuses

L V Prasad Eye Institute, Kallam Anji Reddy campus, Hyderabad

Director & Dr Kallam Anji Reddy Distinguished Chair of Ophthalmology

G Chandra Sekhar

Clinical Services Centres

Cornea & Anterior Segment

Virender S Sangwan
Prashant Garg
Pravin V Krishna
R Muralaadhara
Somasheila Murthy
Varsha Rathi
Rishi Swarup
Mukesh Taneja

Bausch & Lomb Contact Lens Centre

Varsha Rathi
P Ruby Kala
M Vinod Kumar
Preeji Shyamsunder
T Shyamsunder
D Srikanth

Laser Refractive Surgery Centre

Pravin V Krishna
Prashant Garg
Somasheila Murthy
Varsha Rathi

VST Centre for Glaucoma Care

G Chandra Sekhar
BL Harsha
Anil K Mandal
Sirisha Senthil

Smt Kanuri Santhamma Retina

Vitreous Centre

Subhadra Jalali
Ajit B Majji
Annie Mathai
Raja Narayanan
Padmaja Kumari Rani
Rajeev K Reddy

Uveitis & Ocular Immunology

Virender S Sangwan
Rupesh V Agarwal
Annie Mathai
Somasheila Murthy
Raja Narayanan
Rajeev K Reddy

Ophthalmic Plastic Surgery, Orbit, Ocular Oncology and Ocular Prosthesis

Santosh G Honavar
Ramesh Murthy
Milind N Naik
Deepa Raizada
Kuldeep Raizada
Vijay Anand P Reddy

Strabismus/Neuro-ophthalmology

Ramesh Kekunnaya
Ramesh Murthy

Jasti V Ramanamma Children's Eye Care Centre

Anil K Mandal
Santosh G Honavar
Subhadra Jalali
Ramesh Kekunnaya
Pravin V Krishna
Ramesh Murthy
Padmaja Kumari Rani

Comprehensive Ophthalmology

Rohit Khanna
Rupesh V Agarwal

Aesthetic Facial Plastic Surgery

Milind N Naik
Niteen Dhepe

General Optometry

M Srinivas
Chandra Sekhar Azad
J Ganesh Babu
Shaik Bajibhi
Tamal Chakraborty
Priyanshu Chandra
Debarun Dutta
Waseem Fatima
Tanima Ghosh
Yaswant Goud
P Hareesh
P A Janitha
S Vijay Kiran
Hari Krishna
Anjul Kumar
Y Vijay Kumar
M Vinod Kumar
A Uday Kumar
Josef Mollah
Winston D Prakash
Lavanya Rekha
Satabdi Sarkar
V Sumant
K Swathi
M Uma
P Veerendranath

Internal Medicine

Archana Bhargava
Fazal Hussain

Anesthesia Services

C Jagadishwar
PG Koshy
MS Prasad
S Ravinder
CVM Reddy
P Sreedhar
P Sriramulu

Ramayamma International Eye Bank

Usha Gopinathan
Prashant Garg

Meera & L B Deshpande Centre for Sight Enhancement & Dr PRK Prasad Centre for Rehabilitation of Blind & Visually Impaired

Vijaya K Gothwal
Beula Christy
Hemalatha Arunachalam
Deepak K Bagga
Rituparna Ghoshal
B Padhmavathi

Prof Brien Holden Eye Research Centre Director and Distinguished Chair of Eye Research

D Balasubramanian

Jhaveri Microbiology Centre

Savitri Sharma Das
Suma Nalamada
G Ashok Kumar Reddy

Saroja A Rao Immunology Laboratory

Savitri Sharma Das
Suma Nalamada
G Ashok Kumar Reddy

Kallam Anji Reddy Molecular Genetics Laboratory

Chitra Kannabiran
Subhabrata Chakrabarti
Inderjeet Kaur

Ophthalmic Pathology

Geeta K Vemuganti
Gorakh Parulkar

Sudhakar & Sreekanth Ravi Stem Cell Biology Laboratory

Geeta K Vemuganti
Indumathi Mariappan
Virender S Sangwan

Education Centre

Director & Dr G Chandra Sekhar Distinguished Chair of Education
Prashant Garg

LVP-Zeiss International Academy of Advanced Ophthalmic Education

Srivalli Kaza

Bausch & Lomb School of Optometry

Coen GA de Jong

International Centre for Advancement of Rural Eye care, Kismatpur campus

Rohit Khanna
Sayed Imtiaz Ahmed
S Bhattacharya
S Sheela Devi
S Krishnaiah
Giridhar Pyda
V Rajashekar
Gullapalli N Rao
M Srinivas
Kovai Vilas
Jachin David Williams

Heads of Services in italics, other names alphabetically

L V Prasad Eye Institute Bhubaneswar

Director

Taraprasad Das

Cornea & Anterior Segment

Sujata Das

Srikant K Sahu

Glaucoma

Sanghamitra Dash

Ophthalmic Plastic Surgery, Orbit & Oncology

Suryasnata Rath

Retina & Vitreous

Soumyava Basu

Taraprasad Das

Tapas R Padhi

Miriam Hyman Children's Eye Care Centre

Siddharth Kesarwani

Sanghamitra Dash

Reema Helen

Tapas R Padhi

Suryasnata Rath

Contact Lens & Refractive Surgery

Sujata Das

Souvik Bhattacharya

Souvik Mandal

Srikant K Sahu

Mukesh K Singh

NTPC Centre for Diabetic Eye Disease

Taraprasad Das

Soumyava Basu

Tapas R Padhi

NTPC Eye Trauma Centre

Suryasnata Rath

Soumyava Basu

Sujata Das

Tapas R Padhi

Optometry

Mukesh K Singh

Souvik Bhattacharya

Souvik Mandal

NTPC Centre for Sight Enhancement

Reema Helan

Jeevan Rao

Laboratory Services

Savitri Sharma Das

Sarita Kar

Anesthesia Services

Debendranath Das

drushti daan Eye Bank*

Sujata Das

Srikant K Sahu

Administration

Bikash Chandra Mohanta

Prakash Das

Chhoton De

Sujata Mishra

Raghuram Sastry

L V Prasad Eye Institute GMR Varalakshmi campus, Visakhapatnam

Director

Merle Fernandes

Cornea & Anterior Segment

Merle Fernandes

Meena Lakshmipathy

Glaucoma

P V K S Varma

Retina Vitreous

Avinash Pathengay

A Srinivas

Contact Lens & Refractive Surgery

Merle Fernandes

Rekha Gunturu

Meena Lakshmipathy

Ophthalmic Plastic Surgery, Orbit & Ocular Oncology

Roshmi Gupta

Uveitis

Avinash Pathengay

Pediatric Ophthalmology and Strabismus

Virender Sachdeva

Neuro-ophthalmology

Virender Sachdeva

Avinash Pathengay

Optometry

P Anand

Rekha Gunturu

M Yugraj

Nimmagadda Prasad Children's Eye Care Centre

Merle Fernandes

Roshmi Gupta

Virender Sachdeva

P V K S Varma

Laboratory Services

Nagendra Kumar

Bob Ohlson Centre for Sight Enhancement

Rekha Gunturu

Mohsin Eye Bank*

Merle Fernandes

Meena Lakshmipathy

Anesthesia Services

Zohra Mehdi

Administration

Joji Prasad

D Ch Lakshmi

K Lokesh

B V S Mallikarjun Rao

LVPEI Network

Management

Usha Gopinathan

P Sreedevi

Core Support

Manosh Bose, Human Resources

Haragopala Krishna K, Finance

Usha Raman, Communications

Ghanshyam Singh, Opticals & Opticianry

M Shoba, Audio-Visual

G Surendra, Technology

SBN Chary, Photography

Sam Balasundaram, Donor Relations

* Community eye banks on our campus

Board Members

Hyderabad Eye Institute

Chair

Dr Gullapalli N Rao

Distinguished Chair of Eye Health
L V Prasad Eye Institute, Hyderabad

Dr K Anji Reddy

Chairman, Dr Reddy's Laboratories Ltd
Hyderabad

Prof Palle Rama Rao

Distinguished Professor
International Advanced Research Centre for Powder
Metallurgy & New Materials, Hyderabad

Mr Ramesh Prasad

Managing Director, Prasad Film Laboratories Ltd
Hyderabad

Dr Sangeeta Wagh

Dr Sandeep Wagh Eye Centre
Pune

Prof M Rammohan Rao

Indian School of Business
Hyderabad

Mr N Prasad

Chairman, VANPIC Ports Pvt. Ltd.
Hyderabad

Dr Ravindranath

Chairman, Global Hospitals
Hyderabad

Mr G Mallikarjuna Rao

Chairman, GMR Group
Bangalore

Mr Ravi Reddy

Chairman, THINK Capital
New Jersey, USA

Prof K Srinath Reddy

President, Public Health Foundation of India
New Delhi

Prof Seyed E Hasnain

Vice Chancellor, University of Hyderabad
Hyderabad

Dr G Chandra Sekhar (Ex-officio)

Director
L V Prasad Eye Institute
Hyderabad

Dr Taraprasad Das (Ex-officio)

Director
L V Prasad Eye Institute
Bhubaneswar

Hyderabad Eye Research Foundation

Chair

Dr F C Kohli

Chairman Emeritus
Tata Consultancy Services Ltd
Mumbai

Secretary & Treasurer

Dr Gullapalli N Rao

Distinguished Chair of Eye Health
L V Prasad Eye Institute
Hyderabad

Dr Ch Mohan Rao

Deputy Director
Centre for Cellular and Molecular Biology
Hyderabad

Lt Gen D Raghunath

Principal Executive
Sir Dorabji Tata Centre for Research in Tropical
Medicine Innovation Centre
Bangalore

Dr S P Vasireddy

Chairman & Managing Director
Vimta Labs
Hyderabad

Mr Peter T Hassan

Advisor (Industries)
Government of Andhra Pradesh
New Delhi

Prof D Balasubramanian (Ex-officio)

Director – Research
Hyderabad Eye Research Foundation
L V Prasad Eye Institute
Hyderabad

Dr G Chandra Sekhar (Ex-officio)

Director
L V Prasad Eye Institute
Hyderabad

Dr Taraprasad Das (Ex-officio)

Director
L V Prasad Eye Institute
Bhubaneswar



Contents

Foreword	8
The Village Vision Complex	10
Looking back: how the annual report began	11
The year in review	12
Across the network	
News from Bhubaneswar campus	
News from GMR Varalakshmi campus, Visakhapatnam	
Endowment lectures	
Alumni news	
Patient care services	23
Hospital	
Vision rehabilitation	
Eye banking	28
Product development	29
Patientspeak	31
Community eye health and outreach	35
Education	51
Eye research	71
Our support	101

Foreword

The past year has been one of concentration on quality and systems improvement. Streamlining all our quality assurance systems, preparation for accreditation from the National Accreditation Board for Hospitals and Healthcare Providers (NABH) and Joint Commission International (JCI), aiming to attain Six Sigma status, all helping to achieve our strategic objectives for our Silver Jubilee year, christened 'Vision 2012'. Meanwhile routine activities and our march along the growth path continued.

Among the highlights were the honours accorded to both the Institute and individuals. Getting short-listed as a finalist for the British Medical Journal (BMJ) Global Leadership award along with the likes of the Bill & Melinda Gates Foundation and the London School of Hygiene and Tropical Medicine was a distinct honour. The fellowship to our Research Director Prof. Balasubramanian (Balu) from the German Academy of Sciences – Leopoldina was another such distinction. Along with these were scores of other honours and awards all the way from the Hyderabad Rose Society for our gardens, to the honours from the American Academy of Ophthalmology for our doctors – a true reflection of the people and their work that make LVPEI what it is.

Hosting Asia-ARVO was indeed very special for us. As I said on that occasion, I never imagined that ARVO would come to India in my lifetime. It was a scientific feast for our young colleagues from India and the neighbouring countries. The participation of many youngsters and those with established clinical practice was beyond expectation and augurs well for the future of ophthalmic sciences in India.

The two new tertiary care and training centres have had a busy year and have added many new components. Both education and clinical research activities have commenced, which will lead to significant enhancement of our Institute's overall capacity in these two areas.

The dream of creating a 'District Model of Comprehensive Eye Health' was realized with the inauguration of the third secondary Service Centre in Prakasam district. This district of over 3 million people now has 3 secondary Service Centres and 30 Vision Centres for primary care, a community eye screening and CBR (community based rehabilitation) program, a Children's Eye Health Initiative and diabetes control program. This was achieved through the unique partnership between local NGOs, international NGOs, individual philanthropists and the government. We are optimistic that this 'Sudhakar and Sreekanth Ravi District Comprehensive Eye Health Initiative' will serve as an example worthy of emulation to take high quality eye care to the most underserved in the other parts of the world.

On the education front, after many years of consideration, we have started the residency training in ophthalmology affiliated with the National Board. Another new program is the Master's in Community Eye Health (MCEH) program with affiliation from the University of New South Wales of Australia. Yet another innovative program, which is need-based, is the training program for opticians and vision technicians for the new Reliance Vision Express optical chain. This should act as a trendsetter to enhance standards of opticianry in India and a great example of partnership with the corporate sector. Also exciting is the 'Global Leaders Lecture Series' inaugurated this year, through which we have many global leaders in diverse areas of ophthalmology and eye care lecture to us in our three tertiary centres through video conferencing once a month. The inaugural lecture was given by Harry Quigley from the Wilmer Eye Institute of Johns Hopkins University. This was followed by talks by four other outstanding individuals. To all the speakers, we owe a debt of gratitude. Yet another novel development was the initiation of our 'Visiting Professorship Program'. Professor William Bourne of Mayo Clinic was with us for 4 weeks and Prof Robert Biggar from the National Institutes of Health, USA, was here for 8 months.

In research, our Stem Cell and Molecular Genetics groups continue to be very productive with significant progress in their work. The collaboration with Jean Bennett's group at the University of Pennsylvania to develop a gene therapy program is progressing well. The clinical research group is engaged in some exciting cutting edge work in the areas of cataract surgery, contact lenses and refractive surgery.

Our rehabilitation centres continued to be busy with their activities. Few of our clients excelled in school and passed with distinction. The integrated summer camp organized for the visually challenged children along with their sighted siblings was a great success as was the Fun Camp 2008. These events helped to boost the confidence levels of these children as well as their self-esteem. Our efforts to enhance awareness about low vision rehabilitation among eye care professionals have continued with good outcomes.

All these and many more goals were accomplished through the diligence and dedication of more than 1500 of our colleagues across our network, many consultants and hundreds of collaborators from around the world. The resource base was augmented significantly by the generosity of a number of our friends and well-wishers from around the world. To all these individuals and groups, we place on record our indebtedness.

Thus the 'L V Prasad Eye Institute's Global Family' has had yet another productive year.



Gullapalli N Rao
Chair, Board of Trustees

The Village Vision Complex

In 1998, when the first secondary service centre was established by LVPEI in Mudhole (Adilabad district, northwestern Andhra Pradesh), it was in response to a definite need for high quality comprehensive eye care that would serve the needs of rural populations, as a replacement strategy for the temporary, makeshift operations like eye camps that had been the most common approach to rural eye care. As our engagement with rural populations grew through this and other service centres in small towns and district headquarters, we realized that it was necessary to take eye care even closer to the point of need – to the remotest villages across the state.

Thus was born the idea of the Vision Centre, a one-room clinic staffed by a para-medical worker, which would serve as the first point of care for people in villages and hamlets with no access to eye care or any sort of health care. The first Vision Centre was started in 2002 in the village of Chagallu. It was part of an evolving design that ultimately led to complete articulation as the LVPEI Eye Health Pyramid.

The last three levels of the Pyramid are crucial to the realization of LVPEI's vision: to create excellent and equitable eye health systems that reach all in need. The first of these is the Service Centre, operating at the secondary level of care. Below this is the Vision Centre. And below this, to ensure that access is provided to every individual in the farthest of rural communities, is an active community based intervention program that is carried out through door to door screening and home-based rehabilitation programs. This grouping of services is known as the Village Vision Complex.

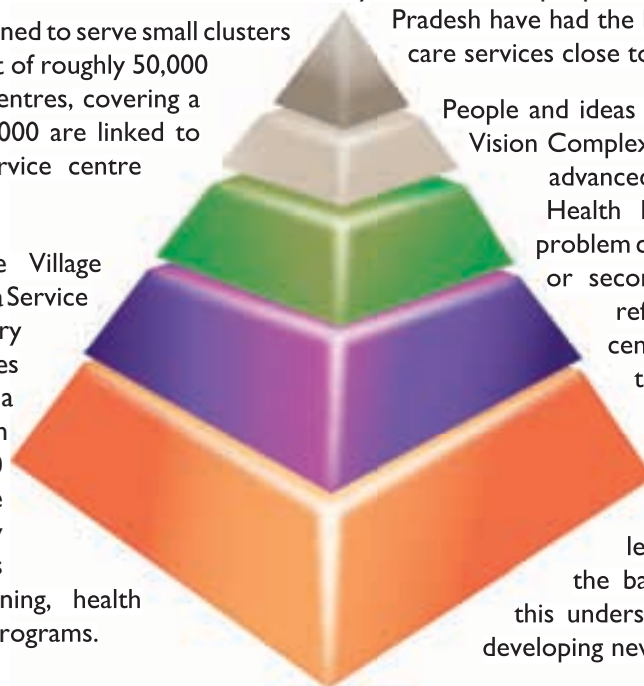
The Vision Centres are planned to serve small clusters of villages, a population unit of roughly 50,000 people. Ten such Vision Centres, covering a population of around 500,000 are linked to the closest secondary service centre within a distance of 50 km.

Effectively, therefore, the Village Vision Complex comprises a Service Centre at the secondary level with ten vision centres linked to it, covering a rural area within a 50 km radius, roughly 15 – 20 villages. Each Vision Centre establishes community linkages in all the villages it serves, through screening, health awareness and education programs.


These Village Vision Complexes have two distinguishing features: local ownership and local staffing. Both the service centres and the Vision Centres are built with significant contributions from individuals in the community, and the para-medical workers who manage the Vision Centre are young people from the area and trained at LVPEI's Hyderabad campuses for a year. Sustainability is achieved through a business model that combines cross subsidization and revenue generation from spectacle sales.

The flow of patients into these secondary and primary care clinics has grown steadily over the years; people are beginning to use eye care and understand what it takes to stay healthy, from the perspective of eye health. But this will, we expect, have a transformative effect on the populations of these areas, and also on the people who provide eye care. Young people with no hope of gainful employment have now found a livelihood and status in their home communities. These centres are also becoming a hub for other community development activities – through the window of eye care, we are opening a way for other services to reach underserved communities. The Community Linkage in Integration of Primary health (CLIP) attempts to educate and train community health workers in all aspects of primary care, from better nutrition to sanitation and preventive health care.

By March 2009, six such Village Vision Complexes were put in place, two in Adilabad, three in Prakasam and one in Mahboobnagar district. In the next three years, we will have another four such complexes in place, and a few more in different stages of completion. Over the year, 1,609,660 people in rural communities in Andhra Pradesh have had the benefit of comprehensive eye care services close to where they live.



People and ideas travel freely from the Village Vision Complex upwards to the tertiary and advanced tertiary levels of the Eye Health Pyramid. Those whose eye problem cannot be treated with primary or secondary level intervention are referred to the nearest tertiary centre and once they return, their follow up is managed through the Vision Centre. Similarly, consultants and eye care program managers at the tertiary centres learn from the experience at the base of the pyramid and feed this understanding into researching and developing new modes and models of care.



Looking back

How the annual report began

From a modest 1-page monthly report in 1988 into a 120-page tome in 2008!

By Vijaya L Ramam*

Ever since the Institute began seeing patients, staff meetings have been held unflinching on the last working day of the month. Twenty years ago, the agenda was just 2-3 items long. The staff looked forward to the Best Employee of the Month announcements, as also the patient care numbers, to assess how our patient base was building up. Discussions focused on strategies for patient satisfaction, evolving new systems, policies and procedures, etc. Each department head spoke about their activities during the month. All this information was compiled. Some of our trustees, donors, and well-wishers were keen to follow the progress of the growing Institute; hence, formal 1-page reports were sent to them.

Gradually, our activities increased – we organized seminars and workshops, introduced more training programs, started new subspecialties, and launched eye banking services... and all of this found place in our documentation, adding depth and volume to our reports.

By 1992, we had an 8-10 page monthly report with patient care data, as well as information on guest lectures, seminars, research activities and presentations. We began acknowledging our donors each month, barely 10-15 then. Today our donor list runs into several pages – a testimony to the tremendous support we have received over the years. Many of our centres are named after their respective donors, and now almost every page of the Annual Activity Report is adorned with a donor name!

On the eve of our fifth anniversary, we brought out a special issue highlighting our achievements till then. This became the Institute brochure. The monthly reports began to look more interesting, with graphs and tables representing developments in every sphere, such as rehabilitation facilities, training programs and our budding outreach efforts. Little did we realize that our outreach programs would evolve into a comprehensive

pyramidal model of eye care delivery, and gain acceptance across the world!

In 1993, our maiden annual report was printed and mailed to donors, collaborators and well wishers including interested patients. Since LVPEI has always avoided direct publicity/advertisement, the annual activity report became a showcase for the Institute's work.





By the year 1994, our medical and scientific faculty were beginning to receive recognition at national and international fora and these achievements were listed in a new section: Honors and Awards.

By 1995, eye donations to the Institute's Ramayamma International Eye Bank began picking up. Names of the donors featured in our reports, and many families appreciated this gesture.

In June 1997, we completed a decade of service and published a colorful annual report with a new logo. Every year, the reports grew in volume, with information, high impact photographs and interesting case studies. These became too voluminous to compile on a monthly basis, so we switched to quarterly reports. Interestingly, we have come full circle now – compact monthly newsletters made a comeback in November 2008, replacing quarterly reports.

The new millennium demanded superfast communication through the electronic media. We launched our new website in 2004, offering an insight into the Institute's activities, providing useful information on eye health, and an online patient appointment system. Last year, we added a virtual tour of our facilities. It was very gratifying to learn that a visit to our web site by a family in the United Kingdom piqued their interest enough to lead to an engagement that in July 2008 culminated in establishment of the 'Miriam Hyman Children's Eye Care Centre' at LVPEI, Bhubaneswar.

*(former Head of Administration, currently Consultant, LVPEI)





The Year in Review

Across the network

Nimmagadda – LVPEI Children’s Eye Health Initiative

The Nimmagadda – LVPEI Children’s Eye Health Initiative was launched on November 20, 2008, at LVPEI, Hyderabad. Nimmagadda Foundation has partnered with LVPEI to establish infrastructure for screening all children in Andhra Pradesh to eliminate avoidable blindness among children by the year 2020. The foundation is supporting all non-paying children’s screening, treatment and surgeries performed at LVPEI in Hyderabad and Visakhapatnam and its network of over 50 rural centers in the state. (See ICARE projects, page 48)



Mr Nimmagadda Prasad launches the Children’s Eye Health Initiative



Esther Hyman at the inaugural

Miriam Hyman Children’s Eye Care Centre inaugurated

The Miriam Hyman Children’s Eye Care Centre was inaugurated by Chief Secretary of Orissa Mr Ajit Tripathy on July 3, 2008, during the second anniversary celebrations of LVPEI, Bhubaneswar campus. Miriam Hyman lost her life in the London terrorist bombings in July 2005; the children’s centre is a living tribute to her, by her parents John and Mavis and sister Esther. The centre will provide tertiary eye care to children from all socio-economic strata in Orissa, covering a population of about 50 million. It will also develop human resources in children’s eye care, with ongoing commitment from the Miriam Hyman Memorial Trust, UK.

(See story ‘From tragedy springs hope for many’, page 102)

A growing network of eye care

The Institute’s 3rd secondary care Service Centre was inaugurated at Kandukuru in Prakasam district on February 1, 2009. The guests included local legislator Maheedhara Reddy, and distinguished LVPEI visiting faculty Profs William Bourne and Robert J Biggar. Remarking on the unique nature of LVPEI’s community eye health work, Mr Reddy said it was surprising to see the extent of the work done, with so much commitment and so little fanfare. The Sudhakar and Sreekanth Ravi Eye Centre will link to a full complement of 10 Vision Centres, serving a population of 500,000. This is the Institute’s 8th secondary service centre and the 2nd to be set up under the Sudhakar and Sreekanth Ravi District Eye Health Initiative in Prakasam district, supported by the Ravi brothers of USA.



Prof Bourne and Prof Biggar at the Kandukuru inauguration

ICARE turns 10

The Institute's rural outreach arm, the International Centre for Advancement of Rural Eye care (ICARE), celebrated its 10th anniversary of making world class eye care a reality for the rural people. The event was marked by a 2-day workshop (December 17-18) attended by eye health workers from around the country, with special sessions on leadership development and primary eye care with models for its integration with primary health care. LVPEI Chairman Dr Gullapalli N Rao dedicated the program to the late Mr Kothapalli Rama Rao, who partnered in our initial foray into rural eye care with the secondary eye care centre Smt Rajeshwari Ramakrishnan Lions Eye Hospital, Nidadvole. (See *ICARE*, page 36)

Govt adopts LVPEI's Vision Centre model

The Government of India has adopted the LVPEI model of Vision Centres for rural areas and the eye banking system for implementation across the country and allocated funds for it under the National Programme for Control of Blindness (NPCB). The Institute has also received a grant from the Government to set up a **tele-ophthalmology project** to deliver eye care services, such as identification and treatment of eye diseases, and referral services through tele-ophthalmology in rural and tribal underserved populations.

Merck grant for vision technicians training

Merck Subsidiary Division, India, awarded a grant to LVPEI to fund the training of vision technicians and build a human resource base for delivery of eye care in rural areas. The vision technician program conducted by LVPEI's International Centre for Advancement of Rural Eye care (ICARE) supports the pyramid model at the secondary and primary levels of service delivery.



Dr G Chandra Sekhar, Director, LVPEI Hyderabad, and Mr M Srinivas, faculty, ICARE, accepting the cheque from Dr Naveen Rao, Managing Director, Merck (India) Ltd. Also seen is Dr Usha Gopinathan, Executive Director, LVPEI.



Asia ARVO a resounding success

LVPEI and the Indian Eye Research Group hosted the biennial Asia Association for Research in Vision and Ophthalmology (ARVO) meeting, a major international forum showcasing cutting edge research in vision science (January 15-18, 2009). The conference looked at Asia as an eye research hub and the future of vision science research. This is the first time Asia ARVO was held in India. Over 1200 delegates attended, representing academic and research institutions from across 35 countries. (See *Seminars & Workshops*, page 55)

Asia ARVO inaugural: From left – Dr D Balasubramanian (Director – Research, LVPEI), Dr Lingam Gopal (Sankara Nethralaya), Dr Todd Margolis (President, ARVO), Dr Gullapalli N Rao (Chairman, LVPEI) and Ms Joan Angle (Executive Director, ARVO)


Second Champalimaud Research Symposium

The Second Champalimaud Research Symposium was held on January 30, 2009. The annual symposium is organized by the Champalimaud Translational Centre for Eye Research (C-TRACER), a collaborative effort between the Antonio Champalimaud Foundation of Portugal and LVPEI. The Second Champalimaud Lecture on 'Evolution of primate color vision' was delivered by Dr Jeremy Nathans, Professor of Molecular Biology and Genetics at the Johns Hopkins University School of Medicine, Baltimore, USA, as an online video presentation. Notable among the other distinguished speakers were Dr V S Chauhan, Director, International Centre for Genetic Engineering and Biotechnology, New Delhi; Dr William M Bourne from Mayo Medical Center, Rochester, USA; and Dr K Vijay Raghavan, Director of National Centre for Biological Sciences, Bangalore.

Visiting delegates



Canadian Deputy Minister of International Trade Ms Marie-Lucie Morin and High Commissioner designate Mr Joseph Caron headed a Canadian delegation to LVPEI on September 9, 2008. They discussed collaborative projects in the area of stem cells and regenerative medicine. Seen here with Dr Gullapalli N Rao, Chairman, LVPEI.



Australian Foreign Minister Mr Stephen Smith, Australian High Commissioner in New Delhi Mr John McCarthy, and other senior officers also visited LVPEI, looking at key areas for collaboration, such as healthcare, science and technology. The Australian government had earlier announced a package for development of eye care in the Western Pacific, utilizing the LVPEI model of eye care delivery as a key feature.

Dr Abdul Kalam and Pandit Jasraj at the Institute

Former President of India Dr APJ Abdul Kalam was at the Institute for an eye surgery in December. An old friend of LVPEI he stayed with us for 3 days. Post surgery he went on an impromptu tour of some areas of the Institute, as always striking an instant rapport with everyone he spoke to. Classical music maestro Pandit Jasraj came to visit Dr Kalam, and gave a spontaneous recital at LVPEI's Patodia Auditorium.



Dr APJ Abdul Kalam at the Sudhakar and Sreekanth Ravi Stem Cell Biology Laboratory and (right) listening to Pandit Jasraj

Foundation Day – Turning 22

Awards for long service, prizes for sports and cultural activities, and live entertainment characterized LVPEI Hyderabad's 22nd Foundation Day celebrations on October 17, 2008. The LVPEI network has grown larger and wider over the past two decades, and this was reflected in the spirit of participation from the entire staff. There was music, dance, poetry and mimicry, items showcasing the depth of talent that often lies buried and forgotten in the business of every day work. Staff members who have been with the Institute for well over a decade evoked nostalgia with their fond recollections about the early days.





News from the Bhubaneswar campus



Dr Kalam with the Institute's faculty and staff

Dr Kalam at LVPEI Bhubaneswar

Dr APJ Abdul Kalam, former President of India, visited LVPEI, Bhubaneswar, on May 9, 2008. Dr Gullapalli N Rao, Chairman, and Dr Taraprasad Das, Director, LVPEI Bhubaneswar, received him. In his lecture '*Light to see – a beautiful vision*' Dr Kalam spoke of the need to develop indigenous medical equipment. Advocating free school eye screening for all children, he urged every ophthalmologist and paramedical staff member to address the eye care needs of at least 20 people in rural areas, each year. "On this front L V Prasad Eye Institute, Bhubaneswar, scores 200 out of 100", he quipped.

The Emami open-air theatre was inaugurated on the occasion by Ms Priti Sureka, Director, Emami Foundation. Valued donors such as Mrs Lalitha Raghuram, India Country Director, Operation Eyesight Universal, Mr M S Ramachandran, Chairman, Community Development, BHP Billiton, and Mr B D Sureka, Director, Hartex Rubber, shared the history of their partnership with the LVPEI family. Dr Abdul Kalam toured the Institute and visited the banyan tree that he had planted at the Institute's inaugural in July 2006. He also interacted with the staff of other LVPEI campuses through video-conferencing.

Miriam Hyman Children's Eye Care Centre

The Miriam Hyman Children's Eye Care Centre (MHCECC) was inaugurated on July 3, 2008, amidst the second anniversary celebrations of LVPEI, Bhubaneswar campus. The Centre was inaugurated by Chief Secretary of Orissa Mr Ajit Tripathy, in the presence of Mrs Mona Sharma, Secretary for Women and Child Welfare, Mr Rod Pryde, Country Director for Cultural Affairs from the British Council and Ms Esther Hyman, Trustee, Miriam Hyman Memorial Trust, UK. Later, Ms Esther Hyman and Mr Rod Pryde planted saplings.

Dr Gullapalli N Rao, Chairman, LVPEI group, stated the mission statement for MHCECC, "By 2012, no child in Orissa should be deprived of excellent eye care service irrespective of the ability to pay, and by 2020 no child in Orissa should be needlessly blind."

Dr Taraprasad Das, Director, Bhubaneswar campus, said, "I dream that the Centre grows to an Institute of its own – the Miriam Hyman Children's Eye Institute, in 5 years. It will be an institute where we create and practice new knowledge, an institute where we translate medicine from lab to clinic and from clinic to curbside." (See also *Across the network*, page 12)



From left: Ms Esther Hyman, Mrs Mona Sharma, Dr Gullapalli N Rao, Mr Ajit Tripathy, Dr Taraprasad Das, Mr Rod Pryde and Dr Siddharth Kesarwani, Head, MHCECC



Renowned writer Ms Gita Mehta visited the Institute on May 3, 2008. Appreciating the work done, she commented that it was “a privilege and an inspiration to see the institution.” From left: Dr Suryasnata Rath and Dr P K Acharya, cardiologist, with Ms Mehta.



Honorable Speaker of Indian Parliament Mr Somnath Chatterjee with Dr Das at LVPEI Bhubaneswar on June 11, 2008. Mr Chatterjee observed, “The LVP Eye Institute is rendering invaluable services, which are of world standard. Its concern for those who cannot pay but need treatment is legendary.”



On a wintry morning in November, 105 students of Sai International School, Bhubaneswar, made the most of the institute’s lush gardens, playing games and running around. They saw the fountain, open-air theatre, and garden. The staff enjoyed playing with the children.

Education

The **Regional Sterrad Users meeting** on May 17, 2008, helped institutions using Sterrad NX to share experiences and latest information on the instrument. There were 11 external participants from three hospitals – Ayush Hospital, Bhubaneswar; MCL, Talcher; and MCL, Ibipali, Sambalpur. Dr Savitri Sharma, Head, Laboratory Services, spoke on the *Need for surveillance in OR*. The program was supported by Johnson and Johnson.

Thirty-four final year nursing students from Kalinga School of Nursing, Bhubaneswar, came for an **observation visit**; they attended classes on sterilization procedures and aseptic measures, from May 23 to 24.

In our quest to achieve higher standards, the **Champions training for Six Sigma** was conducted on October 12, 2008. Consultants, executives and key persons from different departments attended the training program, which included presentations by Mr Anand from Svelte Informatics Pvt Ltd, Bangalore, group exercises and team-work.

An **Eye Diabetic Public Forum** was held on October 20, 2008. The speakers included Prof Pran N Nagpal from Retina Foundation, Ahmedabad, Dr J Kishore, and Dr Ambarish Padhee.

A **Health Awareness program** was conducted on November 16, 2008, where Mr M H Dalmia, President & CEO, OCL Limited, delivered a talk on ‘Naturopathy – the healthy way of life.’ Around 80 delegates participated in the seminar. Mr Dalmia toured the institute with Dr Taraprasad Das, Director, LVPEI, Bhubaneswar.

A **training program on Basic Life Support** was conducted on February 19, 2009, by a team from CARE Hospitals, Visakhapatnam and Bhubaneswar campuses. There were 29 participants including 7 from LVPEI Bhubaneswar.



Eye examinations can be fun too!



Rehabilitation consultant Reema Helan trains Tipu Nayak of Bhairabi Special School in the use of closed circuit TV



An optometrist performs an eye examination for a student

Community Outreach

- A total of 380 schoolchildren between 6-15 years of age from Sai International School, Bhubaneswar; Bhairabi School for the Multiple Handicapped, Khurda; Louis Braille School for the Blind, Khurda; and Harsha Mission School for Deaf and Dumb, underwent eye check-ups. Of these 44 were identified with refractive errors and advised spectacles.

The institute also trained 12 schoolteachers in screening students with eye problems in a classroom situation.

- As part of our community outreach programs, 211 people were screened for eye diseases and 43 people received surgical treatment.

An eye check-up program at Bada Machhapur village was organized on July 20, 2008, in association with an NGO, Bharat Vikash Parisad. A total of 66 patients came for eye check-ups. An eye screening program for residents of Maruti Villa was organized on July 27, 2008, in which 48 people underwent eye examinations. Those identified with eye problems were treated or operated upon.



Mr Sridhar Pradhan, gardener, with the award

Best green campus

LVPEI Bhubaneswar campus received *Nagar Bandhu Samman-2008* award for best green campus from Bhubaneswar Municipality Corporation. August 31, 2008



On August 17, 2008, a diabetes screening program was organized, where 49 people underwent eye examination.

- During the year the institute trained 102 Anganwadi Supervisors sponsored by the Women and Child Welfare Department, Government of Orissa, and 41 community health workers from an NGO Sri Satya Sai on how to screen children and adults for eye diseases. The trained workers will help identify people with eye problems in their areas on an ongoing basis and refer them for treatment to LVPEI.
- On Children's Day, November 14, 2008, an eye examination program for students of Harsha Mission School for Deaf and Dumb was organized.

Documentary on Children's Centre

KTF films, San Francisco, USA, are producing a documentary film 'Love, Hate, Love' on three living memorials borne out of terrorist tragedies. One of them is the Miriam Hyman Children's Eye Care Centre (MHCECC) at LVPEI Bhubaneswar, a tribute to Miriam Hyman who lost her life in the London bombings in July 2005. The team, Ms Dana Natchman and Mr Don Hardy, accompanied by Esther Hyman, came in March 2009. They shot footage focusing on pediatric OPD, rehabilitation and surgical services, and interviewed children and parents.



News from the GMR Varalakshmi campus, Visakhapatnam



Dr Gullapalli N Rao and Dr Merle Fernandes, Director, LVPEI, Visakhapatnam, share a light moment with Dr Kalam



Mr Manoj



Mrs Rohini Devi

Diabetic Retinopathy Awareness Program launched

The GMR Varalakshmi campus is leading a new public health initiative – the Diabetic Retinopathy Awareness Program, which was launched on 11th March 2009 by Dr APJ Abdul Kalam, former President of India.

The program, supported by individuals and corporate houses, will adopt a three-tiered approach: raising awareness levels through campaigns; targeting diabetic patients with education forums; and helping patients through one-on-one interactions with specialists and free eye check-ups. As the program gains momentum, diabetic patient volunteers will educate others, making it a community-owned program.

Donors' Day

The Institute celebrated Donors' Day the same day, with Dr Kalam felicitating our principal and founding donors: the GMR Group, Operation Eyesight Universal, Nimmagadda Foundation, Drs Madhavi and NV Shastri, Mr Appala Raju, Mr R Raghu, Mr Lalitesh Katragadda and Mr O Naresh. Dr Merle Fernandes, Director, LVPEI, Visakhapatnam, presented a campus update. Dr Gullapalli N Rao, Chairman, LVPEI group, acknowledged the donors' generosity in sharing their "Three Ts – time, talent and treasure."



Mr N V Saradhi,
father of
Mr Nimagadda Prasad



Mr O Naresh



Dr Ranganathan represented
GMR Foundation



Mr Raghu



Mr Appala Raju



Mrs Lalitha Raghuram



From left: Dr Suryasnata Rath, Dr CP Venkatesh, Dr Ramesh Murthy, Dr E Ravindra Mohan, Dr AK Grover, Dr Roshmi Gupta, Dr Milind Naik, Dr Santosh Honavar, and Dr Sima Das

Cutting Edge 2008: Oculoplasty and Ocular Oncology Update

The Oculoplasty and Ocular Oncology Update (Cutting Edge 2008), was held on November 30, 2008. The guest faculty included Dr Ashok Grover, Sir Gangaram Hospital, New Delhi, Dr E Ravindra Mohan, Sankara Nethralaya, Chennai, and Dr CP Venkatesh, Prabha Eye Clinic, Bangalore. The LVPEI faculty included Dr Santosh Honavar, Dr Milind Naik, Dr Ramesh Murthy, Dr Suryasnata Rath, Dr Roshmi Gupta, Dr Sima Das and Mr Kuldeep Raizada. Over 90 delegates attended, including fellows and doctors from LVPEI's secondary centres and Hyderabad campus. The program combined didactic lectures, case discussions and video based presentations, and focused on issues most likely to benefit the general ophthalmologist.

Retina Congress

The Retina Congress held at GMR Varalakshmi campus (March 28-29, 2009) parted with convention and attempted a completely new format: the entire meeting was in the form of case presentations and videos, and evoked great interest among delegates and panelists alike. Most of the 114 delegates were regular practitioners from all over India. The panelists included Dr Lingam Gopal from Chennai, Dr Mahesh Shanmugham from Bangalore, Dr Manish Nagpal from Ahmedabad, and LVPEI faculty from the three campuses.

Many of the cases were presented by our own alumni in practice; the sessions were lively and informative. For each case delegates volunteered their own experiences and the panelists helped put the discussion in perspective. Dr Lingam Gopal commented to Dr Avinash Pathengay, Organising Secretary, that this was the best retina meeting he had attended anywhere in the world!

Sixty delegates participated in the Operation Eyesight Universal partners' meeting held from February 12-14, 2009. The meeting focused on development, financial management and planning of community eye care programs, and was conducted by Ms Lynda Cherry, Vice-President of Overseas Programs (inset), and Ms Lalitha Raghuram.





Enthusiastic performances by children with visual and cognitive impairment touched many hearts

Institute celebrates second anniversary

The Visakhapatnam campus celebrated its second anniversary on July 7, 2008, by organizing a free diabetic retinopathy screening camp (July 6-8, 2008). The camp was supported and inaugurated by Mr O Naresh, Chairman, Symbiosys Technologies. At the camp 342 diabetic patients underwent a complete eye examination including a fundus exam for diabetic retinopathy. The faculty made a patient education presentation on diabetic eye diseases.

The evening celebrations were marked by music, song and dance by the staff and patients of the Vision Rehabilitation Services. The spirited performances by physically challenged children amazed the audience. Prizes were awarded to the winners of the games and competitions held as a run up to the day, as well as Best Employee awards.



Mr P Janardhana Rao receives a demo of the Pascal laser

New facilities

PASCAL laser acquired

The PASCAL laser, one of the first in the country, was inaugurated by Mr P Janardhana Rao, Mayor of Visakhapatnam. The laser allows faster treatment of retinopathy, with greater convenience and less morbidity. The campus also acquired the technically advanced Infiniti phacoemulsification machine.

New examination rooms

Three examination rooms, fitted with all OPD instrumentation, were inaugurated for the Zeiss Academy educational initiative, by Dr Madhavi, one of our founding donors, Mr K Doora Babu, Deputy Mayor, Visakhapatnam and Mr G Ramesh Babu, Deputy Commissioner, Visakhapatnam. These rooms will be dedicated to training ophthalmologists in clinical skills.

Education

Six Sigma training

In our quest to achieve higher quality standards, the Champions training for Six Sigma and Lean was conducted at the GMR Varalakshmi campus on August 31, 2008. The program included exercises in team-work and problem solving. The staff participation was enthusiastic and spontaneous.



Dr Madhavi inaugurates the Zeiss Academy

Endowment lectures

Pushkarlalji Tibrewala Public Lecture

The O P Tibrewala Foundation organized the Late Pushkarlalji Tibrewala Public Lecture 2008 and Award on August 25, 2008, coinciding with Eye Donation Fortnight. Guest speaker Dr M Srinivasan, Director and Head of Cornea Services at the Aravind Eye Care System, Madurai, and president of the Eye Bank Association of India, spoke on 'Eye Banking in India: problems and solutions.'

The lecture series was initiated by industrialist Mr Om Prakash Tibrewala, former District Lion Governor and former president of the Federation of Andhra Pradesh Chambers of Commerce and Industry, series in memory of his father. He honored select persons for promoting eye donation: Mr Raghuram of Multi Organ Harvesting Aid Network (MOHAN) Foundation, Ln. Rajwant Singh Gulati, Ln. Dr A Divaker Rao of ADR Hospital, Mr Pankaj Sawla (Manav Mitra Samithi), Mr Kachhi Mitra Mandal and Mr Satish Modi, Dalera Foundation. He also felicitated the Ramayamma International Eye Bank team of LVPEI for the Hospital Cornea Retrieval Program, which has successfully eliminated the waiting list for corneal transplants at LVPEI, Hyderabad.



Mr Tibrewala felicitates Dr Srinivasan



Dr Vijaya being felicitated by the President, Rotary Club of Hyderabad (Dist 3150)

Dr Rustom D Ranji Rotary Lecture

The Dr Rustom D Ranji Rotary Award and Lecture on September 18, 2008, this year offered LVPEI and members of the Rotary Club of Hyderabad (District 3150) the opportunity to listen to Dr L Vijaya, Director, Glaucoma Services, Sankara Nethralaya, Chennai. In her talk entitled 'From population to people – ophthalmic research and your eye', Dr Vijaya spoke of the need for regular screening and early intervention for progressive eye diseases such as glaucoma, emphasizing the need for comprehensive eye examinations especially in the elderly and high-risk population. The Rotary Club of Hyderabad Dist 3150 had set up a corpus fund in 1997-98, and continues to sponsor an annual lecture in Dr Rustom D Ranji's memory.

Dr C Syamala Bhaskaran Endowment Lecture

Dr Lingam Gopal, Chairman, Sankara Nethralaya, Chennai, delivered the 12th Dr C Syamala Bhaskaran Endowment Lecture on October 7, 2008. He spoke on 'Retinopathy of Prematurity – Medical and Social Aspects'.



Dr G Chandra Sekhar, Dr Lingam Gopal and Dr Syamala Bhaskaran

Alumni news

Alumni Day

On October 18, 2008, approximately 25 alumni from various parts of India and Hyderabad attended LVPEI's annual alumni meeting and to visit their alma mater. Guest invitee Dr Mahesh Shanmugham, vitreo-retinal specialist from Chennai, spoke on 'Innovations in medical and surgical retina'. Alumni and LVPEI faculty conducted CME sessions on retina, cornea, glaucoma, pediatric ophthalmology, oculoplasty, oncology and ocular esthetics. The event culminated with a dinner on a boat excursion on Hussainsagar lake, where everyone danced the night away.



Dr Somasheila Murthy, faculty and organizer of alumni meeting

LVPEI alumnus creates history in Nigeria!

Dr Bade Ogundipe from Nigeria spent 15 months at LVPEI, Hyderabad, doing a fellowship in Cornea & Anterior Segment (January 2006 – March 2007). Back in Nigeria, he was in the news in September 2008, after performing the first corneal transplant in 36 years at the University College Hospital (UCH), Ibadan. Dr Bade led the team that transplanted the damaged cornea of four patients in collaboration with Sight Life Foundation, USA, who brought the corneas from Seattle, USA.

File photo: Dr Bade (right) at LVPEI during his fellowship with a patient Prof Shitu, also from Nigeria



Alumni highlights

- Newly graduated optometry fellow Mr Om Prakash Maurya launched a Low Vision Rehabilitation Centre at Amritsar Eye Clinic in Dehradun, Uttaranchal, in August 2008. Another participant of LVPEI's Low vision Awareness Program, Mr Mohd Rafi, who is an LVPEI-trained vision technician, plans to initiate low vision rehabilitation services at a clinic in Haryana, owned by former ophthalmology alumni Dr Vikas Mittal.
- Ranjini Eye Hospital has been accredited by the National Accreditation Board for Hospitals & Healthcare Providers (NABH). It is the first small health care organization in the country to be accredited under this standards. LVPEI alumni Dr Biju Raju is Consultant Vitreoretinal Surgeon at Ranjini Eye Hospital, Kochi.
- Dr Vikas Mittal was awarded the best paper and Dr M C Luthra gold medal at the Uttaranchal Ophthalmic Society meet, October 10-12, 2008. Dr Mittal, a former cornea & anterior segment fellow at LVPEI, is based at Sanjivni Hospital, Ambala, Haryana.
- To commemorate Children's Day Dr K V Ravi Kumar, former LVPEI fellow, conducted a free Eye Camp Week at Anasuya Rao Eye Clinic, Vijaywada (November 14-20). Schoolchildren were screened for eye problems and medicines distributed free. Vision testing charts were given to schoolteachers to enable them to screen students.





Patient Care Services

The core activity across the LVPEI network is patient care: bringing the best possible care to as many people as possible, in the most efficient manner. While retaining our attention to the most routine of surgeries and eye conditions that affect a majority of people – cataract, refractive error, the diseases of aging – we continue to seek ways of addressing the needs of special groups whose eye care requirements are increasingly urgent, and increasingly complex. Our new children’s eye care centre in Bhubaneswar and the Nimmagadda – LVPEI Children’s Eye Health Initiative across Andhra Pradesh represent one aspect of this, while our new community programs to detect diabetic eye disease in Visakhapatnam and Prakasam district form another. Also significant is our program on glaucoma in which we are critically appraising the issue of detection and care of glaucoma at the primary, secondary and tertiary levels using our pyramidal model.

The number of people who are touched in some way by our services increases by the day: this year, 319,060 people received outpatient care and 38,527 underwent surgery at our 3 tertiary and advanced tertiary centres. The vision rehabilitation services engage with communities as well as individuals in our service areas, making a difference to people’s work, education and social lives.



Hospital

Clinical Services at Hyderabad: Achievements

- ◆ The Cornea Services team crossed its earlier record of 1000 corneal transplants in a single year, with 1582 corneal transplants performed in 2008 through quality corneas provided by the Ramayamma International Eye Bank. Very few institutes in the world have achieved this milestone!
- ◆ In December 2008 the Retina Services at our Kallam Anji Reddy campus (Hyderabad) crossed the 500 mark, performing 554 retina surgeries in a month.

Patient care

Centre	Outpatient visits			Surgical procedures		
	Paying	Non-paying	Total	Paying	Non-paying	Total
Kallam Anji Reddy Campus, Hyderabad	1,48,104	64,962	2,13,066	16,193	11,731	27,924
Bhubaneswar	44,276	13,106	57,382	3645	1920	5565
GMR Varalakshmi Campus, Visakhapatnam	36,419	12,193	48,612	2620	2418	5038
Total	2,28,799	90,261	3,19,060	22,458	16,069	38,527

Surgical procedures

Surgeries	Kallam Anji Reddy Campus, Hyderabad	Bhubaneswar	GMR Varalakshmi Campus, Visakhapatnam	Total
Cataract	11,677	2324	2675	16,676
Cornea	2701	273	377	3351
Corneal transplants	1082	78	134	1294
Glaucoma	962	147	109	1218
Retina Vitreous	5330	1738	580	7648
Squint	931	65	47	1043
Plastic	3776	689	400	4865
LASIK	507	79	148	734
Others	958	172	568	1698
Total	27,924	5565	5038	38,527
Examined Under Anesthesia (EUA)	4162	126	224	4512

The total number of limbal stem cell transplantations during the year was 75 – of these 56 were paying patients and 19 non-paying patients.

College students show commitment

Students from Sri Sarada Degree College for Women, Hyderabad, along with their principal and lecturers, visited LVPEI on December 23, 2008. They distributed post-surgical medical kits to 10 non-paying patients, each containing a pair of sunglasses, eye drops, an eye shield and sterile cotton.



New laser for LVPEI

The Hyderabad, Bhubaneswar and Visakhapatnam campuses have acquired the PASCAL® (Pattern Scan Laser) photocoagulator – an advanced precision scanning laser system to treat retinal diseases using a single spot or a predetermined pattern array. It delivers short 532 nm laser pulses in a rapid predetermined sequence offering improved precision, safety, patient comfort, and reduced number of sessions.



Children's Eye Care Centres*

Centre	Outpatient visits			Surgical procedures		
	Paying	Non-paying	Total	Paying	Non-paying	Total
Jasti V Ramanamma Children's Eye Care Centre, Hyderabad	22,455	11,013	33,468	2310	2127	4437
Miriam Hyman Children's Eye Care Centre, Bhubaneswar	5480	1767	7247	282	301	583
Nimmagadda Prasad Children's Eye Care Centre, Visakhapatnam	4740	1331	6071	299	275	574
Total	32,675	14,111	46,786	2891	2703	5594

*These numbers are included in the patient care summary on the facing page

Another first for LVPEI

LVPEI now offers a standardised neonatal electrophysiology recording service, the first ever in India, for both term and preterm newborns. This is an objective method of detailed functional testing in the eyes of newborns and infants, to monitor development and efficacy of treatment. The Espion Electrophysiology recording equipment and software were donated by Diagnosys, USA. Dr Anne Fulton and Ms Susan Eklund from the Department of Ophthalmology, Children's Hospital, Harvard Medical School, Boston, helped standardise protocols and staff training.



Ocular Oncology Service

In 2004, Dr Parin Vakharia set up a Corpus Fund for treatment of children with eye cancer, in memory of late Ms Olive Swoboda. The fund has helped provide quality tertiary cancer care to hundreds of underprivileged children free of charge. This year 2047 procedures were performed on children with retinoblastoma, of which 981 were treated absolutely free. The procedures performed included examination under anesthesia, laser transpupillary thermotherapy and cryotherapy, as well as hospital-based chemotherapy, and surgical procedures like enucleation with orbital implant and plaque brachytherapy.



The play area in the children's eye care centre at Hyderabad

Retinopathy of Prematurity (ROP) program

LVPEI has set up a two-way screening and referral system to reduce delays in treating babies with Retinopathy of Prematurity (ROP). The Hyderabad campus provides tertiary care to babies undergoing ROP management at Priyamvada Birla Eye Hospital, Kolkata. This requires tremendous team effort due to the challenges of transportation, scheduling surgery and ascertaining fitness for general anesthesia in these very tiny babies.

ROP program	Hyderabad	Bhubaneswar
Babies screened	904 (475 in NICUs*, 429 at LVPEI)	103 (71 in NICUs, 32 at LVPEI)
Laser sessions	131 (21 in NICU)	8 (14 eyes)
Pediatric retina surgeries	490	14
ROP surgeries	38	1

The low number of ROP surgeries is a measure of the success of our screening and laser program.

*NICU – Neo-natal Intensive Care Unit

Vision Rehabilitation Centres

Centres for Sight Enhancement

	New client visits	Follow-up clients	Total	Low vision devices prescribed
Meera & L B Deshpande Centre, Hyderabad	2149	1230	3379	2144
NTPC Centre, Bhubaneswar	225	20	245	962
Bob Ohlson Centre, Visakhapatnam	445	116	561	1035
Total	2819	1366	4185	4141

Rehabilitation of the Blind & Visually Impaired

Rehabilitation Services	Dr PRK Prasad Centre, Hyderabad	Bhubaneswar	Visakhapatnam	Total
New client visits	3246	538	814	4598
Follow-up clients	2100	92	268	2460
Service Delivery				
Special Skills Training	617	247	424	1288
Instruction in use of – Assistive devices (computers)	934	80	1099	2113
– Low vision devices	1466	325	523	2314
Environmental modification	2667	563	510	3740
Educational guidance	1134	327	297	1758
Vocational guidance	261	259	406	926
Supportive guidance	2498	280	–	2778
Referral to other services	188	246	311	745

Note: Some clients prescribed more than one device and trained in multiple living skills



Summer Camp

Summer camps at the Vision Rehabilitation Centres are not new. However, for the first time almost a month-long integrated summer camp for visually challenged children and their sighted siblings was organized (May 5-30, 2008) in which 59 children aged between 5 and 15 years participated enthusiastically. The activities included learning yoga and basic language skills, general knowledge, mobility, and Braille, as well as dance, music, games, arts and crafts, and field trips. The camp concluded with a joyous music and dance program, with children confidently performing on stage to show their talents. Several dedicated volunteers assisted the rehabilitation staff.

Fun Camp for children

The annual 'Fun Camp' was held on December 2, 2008, at a water sports entertainment park, with almost 250 participants, including visually challenged children, their sighted siblings and family members. These camps offer children an opportunity to interact with their peer group in a relaxed environment. Group and individual competitions were held, such as blowing and bursting balloons, sorting balls, play acting, lemon and spoon race, and object identification. LVPEI's dedicated team of volunteers Mrs and Mr Akila Ravi, Mrs Shanthi Thirumalai, Mrs Neena Verghese, Mr Sheshesia, Mrs Praveena and Mrs Sujitha Reddy helped in coordinating the activities.





Dancing for a Difference

Ms Sowjanya Kilaru, who had volunteered at the rehabilitation centres in 2007, was felicitated along with her parents on February 28, 2009, for her remarkable commitment in raising funds for needy children through dance. "It was the children at the eye institute who inspired me to raise money," she said. Her not-for-profit organization 'Dancing for a Difference' hosted a fundraiser in Springfield, MA, USA, in September 2008. The funds will help provide free eyeglasses and other sight enhancing devices for needy children, and support special programs at the Vision Rehabilitation Centres.

Forum on 'Adapt to Vision Loss'

The Public Education Forum on 'Adapt to Vision Loss' was held on July 27, 2008. About 80 people attended; several of them came the following day to use the centres' services.



Interactive program for adults

An interactive session on 'Achieving independence in all aspects' was organized for visually challenged adults on May 10, 2008. Nine clients and their family members discussed educational and employment opportunities in an open group discussion.

World Disabled Day

World Disabled Day was commemorated on December 9, 2008 in the urban slums of Hyderabad to create awareness about the needs, rights and potential of persons with disabilities. A vision-screening program was attended by 150 people; of these 15 were advised surgery and 32 were given free spectacles.

Self-help group meetings

Two self-help group meetings were conducted in Gandhinagar and Venkat Ramireddy nagar, in which many people with disability and their family members discussed issues such as independent skills training, employment avenues and advocacy.

Instructional training manual

The Job Access With Speech (JAWS) screen reading assistive software enables visually impaired persons to use computers independently. An instructional manual has been prepared to provide step by-step training in the use of Microsoft Office programs (Word, Excel, and PowerPoint) and how to use the internet. The manual is available for all LVPEI clients.

Rehab clients make us proud!

Sai Vindhya, Zeba Parveen and Venkatesh, clients of the Dr PRK Prasad Centre for Rehabilitation of Blind and Visually Impaired, excelled in the Class X Board examinations held this year. They have been regular visitors since childhood and have received counselling, guidance and training in special skills (Braille, Taylor Frame, Abacus, etc.) here. Their parents gratefully acknowledge the support of the centres as a significant factor in the success of their children.

Drawings by our young clients



Sowjanya presents a cheque to Dr Chandra Sekhar, Director, LVPEI, Hyderabad

Training

Drs Joy and Obiora from Nigeria completed the 3-month short-term fellowship program in low vision rehabilitation on September 30, 2008. They took back Low Vision Kits to initiate low vision rehabilitation services in their region.



Low vision kit



From Visakhapatnam campus

Three interactive workshops for visually challenged adults on 'Achieving independence in all aspects' were organized in October, November and December 2008 at the Bob Ohlson Centre for Sight Enhancement. An average of 30 young adults participated in each workshop. Direct beneficiaries (visually challenged patients) led the workshop.



Eye Banking

"We very much appreciate the services being rendered by RIEB & LVPEI. We are happy to be a part of your noble intentions and efforts to eliminate blindness. We lament his demise and wish he had lived longer. But we wanted someone to see the light of this world, so we donated his eyes. We feel satisfied that two blind persons can now see the world through the eyes of our beloved son." – Expressions from a donor family

	Corneas collected			Total
	Motivated	Volunteered	Affiliate centres*	
Ramayamma International Eye Bank, Hyderabad	1109	536	1,314	2959
♦ drushti daan Eye Bank, Bhubaneswar	63	20		83
♦ Mohsin Eye Bank, Visakhapatnam	204	46		250

	Used for research	Provided to surgeons outside LVPEI	Provided to other LVPEI campuses	Total
Ramayamma International Eye Bank, Hyderabad	1424	333	114	1871
drushti daan Eye Bank, Bhubaneswar	30			30
Mohsin Eye Bank, Visakhapatnam	29			29

♦ Community eye banks on our campus

* RIEB affiliate centres at Suryapet, Nidadvole, Tanuku, Madanapalle and other eye banks

Corneas received for research & training from Eye Bank Coordination & Research Center, Mumbai (225); Elmex Eye Bank, Vadodara (2)

Community Eye Banking Program

The eye banks on our Bhubaneswar and GMR Varalakshmi (Visakhapatnam) campuses are community eye banks, operated by autonomous community organizations.

Training

The Ramayamma International Eye Bank trained 14 eye bank technicians, 5 eye donation counsellors, 5 ophthalmologists and 6 eye bank managers during the year. The eye bank training and cornea fellowship programs continue to be supported by Eyesight International, Canada. (Details in Education page 64)

Eye Donation Fortnight

To commemorate National Eye Donation Fortnight, a symposium on 'Barriers and factors to successful eye banking' was organized at LVPEI Bhubaneswar on September 7, 2008. Delegates from drushti daan Eye Bank, families of eye donors and recipients, and members of the public participated in the symposium. Issues related to awareness of eye donation, legal aspects and the cornea retrieval program were discussed.

Mr Suresh Guptan, life member, Eye Bank Association of India, speaking on the occasion



Our gratitude to all affiliates who helped us with donor corneas

The Khammam Eye Bank, Khammam (173); Smt. R R Lions Eye Hospital, Nidadavole (215); Mohsin Eye Bank, Visakhapatnam (2); Yanam Old age Home, Yanam (42); Shri KVB Reddy IRCS Eye bank, Kurnool (28); Lions Club of Suryapet, Suryapet (83); Regional Eye Hospital, Warangal (112); Lions Club of Janagaon, Jangaon (35); Lions Club of Karimnagar, Karimnagar (115); Lions Eye Hospital, Palakol (22); Chiranjeevi Eye & Blood Bank, Hyderabad (45); Sudarsani Eye Hospital, Guntur (37); Lions Club of Mahaboobabad, Mahaboobabad (30); Sadhuram Eye Hospital, Hyderabad (10); Rotary Eye Hospital, Vuyyur (12); Sioam Eye Centre, Madanapalle (4); Mullapudi Venkatrayudu Eye Center, Tanuku (18); Badam Balakrishna Eye Bank, Kakinada (90); Lions Club of Sircilla, Sircilla (12); Rajiv Gandhi Super Sp. Hospital, Raichur (12); Mathrobhoomi Charitable Trust, Narsampet (2); District Hospital, Nandyal (6); Lions Club of Nizamabad, Nizamabad (8); District Blindness Control Society, Nalgonda

(8); Dr. Akbar Eye Hospital, Anantpur (22); SVRR Govt. General Hospital, Tirupati (18); Sneha Seva Samithi, Proddutur (10); Lions Club of Cherial, Cherial (14); Adarsini Eye Centre, Nandyal (10); Megur Eye Care Centre, Bidar (2); Sri Sai Rupa Netralaya, Repalle (4); Lions Club of Mancherial, Mancherial (4); Madhav Netra Pedhi, Secunderabad (18); Lions Club of Thorur, Thorur (10); Govt. Regional Eye Hospital, Kurnool (8); Swapna Nursing home, Guntakal (8); K V Reddy Lions Eye Hospital, Nizamabad (2); Krishna Institute of Medical Sciences, Narketpally (20); Lions Eye Hospital, Bodhan (10); Paramahansa Yogananda Netralaya, Vemagiri (4); Jnanananda Eye Bank, Bhimavaram (4); Lions Club of Ramagundam, Ramagundam (8); Danvantari Eye Donatio Centre, Tenali (2); Lions Dundoo Eye Bank, Secunderabad (3); Ram Reddy Lions Eye Hospital, Mahabubnagar (4); Govt. General Hospital, Anantapur (4); Pavani Eye Hospital, Jagityal (2); Govt. Hospital, Guntur (2).



Product Development

Mc Carey Kaufman's medium for corneal preservation

The Ramayamma International Eye Bank, LVPEI, Hyderabad, produced 18,780 vials of the Mc Carey Kaufman (MK) medium during the year. The medium, developed by LVPEI with support from the Rotary Club of Hyderabad, helps preserve corneas for a period of four days. We supplied 16,621 vials of the MK medium to 217 national eye banks and 3 international eye banks.

National

Agartala, Agra, Ahmedabad, Ahmednagar, Aizwal, Aligarh, Amarwawati, Ambala, Angamaly, Aurangabad, Bagalkot, Bangalore, Bareilly, Baroda, Bharatpur, Bhimavaram, Bhopal, Bhubaneswar, Chandigarh, Chennai, Chittoor, Coimbatore, Dahod, Daskroi, Dehradun, Dibrugarh, Dondaicha, Durgapur, Erode, Goa, Gobrapota, Gorakhpur, Guntur, Gurgaon, Guwahati, Gwalior, Haldia, Hanamkonda, Hissar, Hospet, Howrah, Hubli, Hyderabad, Imphal, Indore, Jabalpur, Jaipur, Jalgaon, Jalna, Jamshedpur, Jhagadia, Jodhpur, Jorhat, Kadapa, Kakinada, Kalyan, Katwa, Karad, Karimnagar, Karnal, Kolhapur, Kolkata, Kozhikode, Kurnool, Lucknow, Ludhiana, Madanapalle, Madurai, Mangalore, Manipal, Meerut, Miraj, Moradabad, Mumbai, Mysore, Nagercoil, Nagpur, Nalgonda, Narayanaon, Narketpally, Narwana, Nashik, Navsari, Neemuch, New Delhi, Nidadavole, Noida, Osmanabad, Palakkad, Palakol, Pammal, Panaji, Panvel, Perintalmana, Patiala, Pondicherry, Port Blair, Proddutur, Pune, Raipur, Rajkot, Rampur, Ranchi, Rattanpur, Repalle, Rohtak, Sagar, Salem, Sangli, Sevagram, Shantivan, Shimoga, Shreeramnagar, Siliguri, Sirsa, Sitapur, Sohana, Solapur, Sri Ganganagar, Surat, Suryapet, Tanuku, Thane, Tiruchirapalli, Tirupati, Thiruvananthapuram, Udaipur, Ujjain, Varanasi, Vellore, Vijayawada, Visakhapatnam, Visnagar, Vuyyur, Yanam

International

Dhaka, Bangladesh; Nairobi, Kenya; Yongah, Myanmar



Software development

The number of trained personnel who can detect early changes in retina due to diabetes is limited. In order to meet this challenge, a software has been developed to identify persons with diabetic retinopathy. Developed by LVPEI in collaboration with the International Institute of Information Technology (IIIT), Hyderabad, the software can be operated by a technician with minimal training. It allows a technician to detect abnormalities, and offers suggestions about the urgency of referral and treatment required. Pilot testing has been completed and the final version will be available soon.



A rehabilitation professional shows a vision stimulation poster to a child as part of the early intervention therapy

Vision stimulation

Vision stimulation material is used to stimulate the residual vision of children born with impaired vision, in conditions such as retinopathy of prematurity, congenital cataract, ocular albinism, optic nerve and retinal disease, and neurological abnormalities of the visual pathways and visual centers of the brain. Vision stimulation is a part of the early intervention approach used in children from birth to 5 years of age.

Vision stimulation remedial therapy helps improve a child's eyesight, eye movements and coordination, focusing, depth perception, color and peripheral vision, and the ability to integrate this information with the other senses. These pattern charts have been developed by LVPEI for use in vision stimulation therapy.





Patientspeak

Numbers do mean a lot, and we are gratified when we note that we have been able to extend the arm of eye care to thousands of people, changing their lives in important ways. But it is the individual stories that warm the heart and reinforce our commitment, every day, every month, and every year. To know that our work has healed lives, by restoring vision or allowing people to see the finer details of colour and shape and texture, or facilitating a child's education and an elder's independence – ultimately, that is what makes it all worthwhile.





Mr Johanssen Ros, known at the Institute as Jan Ros, is an industrialist from the Netherlands. He has a manufacturing facility for composite pipes used in oil, gas and water applications and lives near Amsterdam with his wife and son.

In 1995, Jan had an accident in his factory when a high pressure tube from the injection machine exploded in his face. The tube contained acid. Jan was not wearing any protective glasses. "It was like steam coming out of a pressure cooker. It happened so fast, before I could even react, and went right into my eyes," Jan recalled. Acting very quickly, Jan started splashing water on his face and continued washing his face for over two hours. There was intense burning and pain in his eyes as the acid was not soluble in water. The Rotterdam Eye Hospital wanted Jan to be hospitalised but he felt the doctors were not very clear on how to treat him. So he did not stay.

Jan found he couldn't drive any more. He could not bear bright light even with his eyes closed. This continued for 3 months; slowly his eyes felt more normal, though he remained sensitive to light. While his eyes were far from healthy, he was able to live with the condition.

Then in 2002, disaster struck again! A child accidentally stabbed Jan's left eye with his finger. The fingernail damaged the cornea and it became totally white – his vision dropped to less than 10%. The eye became worse over the next three years. Jan was now desperate for a solution as both his eyes were severely compromised. Finally, late in 2005, he met a doctor in the UK, who was using stem cell therapy to repair damaged eyes. Jan was kept on a waiting list in the UK.

After waiting for over a year, Jan began looking for other hospitals on the internet. It was mid 2007. Looking at the LVPEI website, he could not believe what he read. He sent an email to the Head of Cornea Services Dr Virender Sangwan, presenting his case and asking for help. Dr Sangwan immediately replied asking for his file from the hospital in UK. It took over four months to get the file. Finally on July 21, 2008, Jan came to LVPEI from Amsterdam. The doctor was so optimistic that Jan agreed to have a biopsy of the stem cells. Jan flew back to Amsterdam with a prayer on his lips. He could not believe that the process had started so quickly.

My life has changed!

A couple of weeks later the stem cell transplant surgery was performed – his vision improved, but the sensitivity to light remained. Back in Amsterdam, he visited an eye specialist in Rotterdam every fortnight, whom LVPEI doctors stayed in touch with through e-mail. Half way through the convalescence period Jan had severe pain in the eye – he was allergic to the eye drops administered by the Rotterdam hospital. Jan was advised to stop using the drops, but it was too late – now there was a white spot in the left eye.

The doctor in Rotterdam suggested a corneal transplant. "She said you are European, it would be better if you used a corneal tissue from a European donor," Jan says. But donor tissues were limited and the average waiting period was 5-9 months. Jan decided to go back to Hyderabad. "When I saw the Ramayamma International Eye Bank at LVPEI, I was more than convinced." The doctor in Rotterdam refused to monitor him post-surgery if he had the corneal transplant done in India. So Jan was referred to two other doctors for the follow-up, in UK and Germany.

A week after the surgery Jan was already seeing better. For over 12 years Jan's mornings would begin in the dark, the curtains were always drawn in his bedroom. He would switch on a zero powered bulb, put on his dark glasses and then open the curtains bit by bit. Getting accustomed to the light gradually was a painful ritual that lasted an hour every day. "For the last 12 years, I have been wearing dark glasses. But today, I don't need them, however bright it is," Jan exults. "I am very impressed with how efficient the hospital's systems are. I was really lucky to find out about LVPEI on the internet. It is difficult for Europeans to learn about LVPEI as most of them do not speak or read English. They think India is a third world country and have a different image of what is possible here. I have traveled across the world; after the success of my surgery I believe that at LVPEI anything is possible."

Jan's wife Ilsa and his toddler son Vincent, who always saw him in dark glasses, are also celebrating. "Sometimes I just close my right eye to enjoy the marvelous improvement in the left! I am very grateful that a stranger in India supported an unknown patient from the Netherlands. My life has changed after coming to India, thank you all!"




Putting children first

The Miriam Hyman Children's Eye Care Centre (MHCECC)* at Bhubaneswar is a world-class tertiary care pediatric centre, addressing a wide range of eye diseases in the state of Orissa (population: 40 million). Though in its infancy (set up on July 3, 2008), MHCECC has taken bold steps towards becoming a centre of excellence in pediatric eye care. It boasts of state-of-the-art equipment and offers multispecialty care to children from all sections of society, who would otherwise have no access to eye care. Plans are under way to set up an integrated pediatric eye cancer centre within MHCECC by the end of 2009, with multi-modal treatment and a fully functional pathology laboratory.

The Centre conducts school eye screening programs, partnering in a government project to screen children in schools for the visually impaired. The highly trained faculty of MHCECC participates in national and international conferences and contributes to peer reviewed journals. The Centre is working towards multipronged holistic pediatric eye care, taking eye care in eastern India to a whole new level. Here are a few stories of children who have undergone sight restoring surgery at the centre.



Tulika before surgery with a prominent left eye



After surgery and one injection



The left eye looks almost normal after serial injections

Little Tulika* was brought to the centre when she was 53 days old. Her parents had noticed a protuberance over her left eye, which was increasing in size, and were extremely worried.

A detailed examination revealed that the little one had a large mass behind her left eye, which was pushing the eyeball forward. The size of the mass and its rapid progression constituted a threat to her vision. The child

underwent surgery and the mass was removed. It was found to be a benign tumour (capillary hemangioma) known to respond to steroid injections. Tulika received several steroid injections into the tumour over the next couple of months and it gradually became smaller.

Tulika is now 14 months old and fast growing into a happy and playful little girl.



Jaydeep before surgery with an upward displacement of his right eye



After four months of treatment, Jaydeep has a near normal appearance

Ten-year-old **Jaydeep*** was brought to the centre with concerns of asymmetry of the face. His parents had noticed a gradual progressive upward displacement of his right eye. At the Institute, a complete medical examination including a comprehensive check up of the eye showed a mass involving the right sinus (maxillary sinus in the midface), which had invaded the orbit from below. At the Oncology Clinic the child was advised computed tomography, which was helpful in performing a biopsy from the mass. The final diagnosis was primary neuroectodermal tumour (PNET) – a rare malignancy that starts from primitive cells.

After a detailed discussion with his parents, Jaydeep was put on multi-modal therapy, involving chemotherapy, surgery and conformal stereotactic radiation therapy to achieve local and systemic control. Four months after the treatment Jaydeep resumed school and is now a healthy and active boy.

Debabrata was preparing for his class 10 examinations, but found it difficult to study as he was seeing everything double. He had visited several doctors but no one could guarantee single vision. Finally he came to LVPEI.

The doctors listened to Debabrata's history carefully. He seemed to have developed this problem after he began using a new pair of glasses. An examination revealed that he was a hyperope, but had been using glasses with a myopic correction for over a year. This had led to excessive accommodation and, subsequently, to esotropia.

Doctors at MHCECC changed his prescription and put him on cycloplegics, hoping it would relax accommodation and restore single vision. But this did not work – he had used the wrong glasses for too long. Finally, after a normal CT scan, doctors decided to operate on him. There was no time for experimentation because exams were looming before Debabrata.

A bilateral medial rectus recession was performed with adjustable sutures; the sutures were adjusted the next day. The double vision disappeared! Debabrata was able to prepare for and take his exams.

Such complex strabismus surgeries are now commonplace at LVPEI, Bhubaneswar.

*names changed

Preventing vision loss at the back of the eye

The Retina Vitreous Services at LVPEI Hyderabad's Kallam Anji Reddy campus started as a small one-man effort by Dr Taraprasad Das in 1990 in an environment heavily tilted towards anterior segment diseases. The first decade saw the setting up of basic services, initiating research in common eye problems, building training programs and planning towards future growth.

The service was named Smt Kanuri Santhamma Retina Vitreous Centre in the year 1993 after a generous donation from Smt Santhamma's family. Today, after almost two decades, it has grown into a vibrant, nationally and internationally recognized care provider in all areas of posterior segment disorders. This includes retinal diseases in the tiniest premature babies to the oldest geriatric patients, from healthy adults to diabetics and HIV patients. State-of-the-art diagnostic and surgical facilities complement the clinical evaluation and treatment of these difficult disorders, which include genetic, inflammatory, traumatic, neonatal, age-related, infectious and developmental disorders.

Ten full-time trained faculty across the three campuses (Hyderabad, Bhubaneswar and Visakhapatnam) function as a team to take care of posterior segment diseases besides conducting research, publishing in peer reviewed scientific journals and books, and participating in international clinical trials. The team is also enthusiastically involved in continuing medical education and public education programs, while training national and international fellows in the art and science of the care of these challenging diseases.

Here are case stories of two patients with retinal disease treated at the GMR Varalakshmi Campus, Visakhapatnam.

For **Mrs Garkina Daniyamma**, the world was going dark at only 40 years of age, when she began losing sight in both eyes. She was referred to L V Prasad Eye Institute, Visakhapatnam, where she was diagnosed with retinal detachment in both eyes, and choroidal detachment in the right eye. The right eye vision was limited to perception of hand movement, and the left eye had inaccurate projection of light rays.

The left eye was judged to have a poor prognosis, and was best left alone, but the retinal surgeon decided to fight for the right eye to the utmost. However, even with a very successful surgery, there were recurring episodes of detachment in the retina. The long-standing detachment was difficult to treat, but since this was Daniyamma's only seeing eye, the surgeon did not give up.

Ultimately, after four surgeries over a period of seven months, she stabilized. Daniyamma was prescribed spectacles and referred to the Bob Ohlson Centre for Sight Enhancement for consultation. She was trained in money identification and cleaning foodgrains – both activities that were important in her daily life.

On her last follow-up visit in early 2009, Daniyamma shared her delight on having reclaimed her position as a homemaker, well in charge of her world!



Mr D Chinna Venkata Ramana Rao is an intelligent and active man; even at 75 years of age, his life's main pleasure is reading. He was naturally worried when he suddenly lost vision in his left eye in January 2009, and even more so when an ophthalmologist told him that he would need to travel to Chennai for appropriate treatment. Instead, he came to LVPEI's GMRV campus at Visakhapatnam.

The retina consultant diagnosed him with acute retinal necrosis in the left eye, a highly virulent infection of the retina by the Herpes Zoster virus. His vision was by then reduced to counting fingers close to his face. Ramana Rao underwent repeated injections of ganciclovir in the left eye. Along with the injections, he was treated with a finely judged combination of oral antiviral medication and steroids over the next two weeks.

On his follow-up visit in February 2009, the vision in his left eye had improved to 20/40. "I didn't need to go to Chennai – the treatment was available right here in Visakhapatnam!" he exulted when he started seeing with the eye which was nearly blind a few weeks earlier.



Community Eye Health & Outreach

The International Centre for Advancement of Rural Eye care (ICARE) completed ten years in the field. During the year, we served 1,609,660 people through our community programs, apart from adding to the human resource and infrastructure base for eye care. The year was characterized by a “moving out” of ICARE from the confines of a narrow medical perspective to a broader, community health approach. To approach vision care as the window to improved health of communities, particularly those in the most marginalized regions of the country and the world, is essential if we are to achieve health equity. While remaining sensitive to opportunities for better networking and collaboration across the health sector, ICARE continues to do what it does best – taking primary eye care to communities, and laying the foundations for a better understanding of the rural context and need for eye care, and monitoring the impact of interventions.



International Centre for Advancement of Rural Eye care (ICARE) News & Events

ICARE turns 10!

The International Centre for Advancement of Rural Eye care (ICARE) celebrated its 10th anniversary with a 2-day workshop (December 17-18), with special sessions on leadership development and primary eye care with models for its integration with primary health care. The program was dedicated to the late Mr Kothapalli Rama Rao, who helped set up LVPEI's second rural affiliate eye care centre Smt Rajeshwari Ramakrishnan Lions Eye Hospital at Nidadvole (a partner hospital).

The guest speakers included Dr A S Rathore, Assistant Director General, Directorate General of Health Services, Government of India; Dr P Srinivasa Reddy of Andhra

Pradesh Right to Sight Society; Ms Preethi Pradhan of Aravind Eye Care System; Ms Lalitha Raghuram of Operation Eyesight Universal; Mr Srinivas Sawant of Sight Savers International; Dr S Chandrashekar Shetty of Lions Club International Foundation; Dr Srinivas K Iyengar of Byrraju Foundation; Dr H Sudarshan of Karuna Trust & Vivekananda Girijana Kalyana Kendra; Dr Seetharam of Swami Vivekananda Youth Movement; Dr Gopa Kothari of Operation Eyesight Universal; and Dr Tanuja Joshi of Venu Eye Institute and Research Centre. Dr Rathore released a book on 10 years of ICARE's achievements 'Transformations – Taking Eye Care to Communities'.



Dr Rathore with Dr Rao releasing Transformations



Dr Gopa Kothari



Dr Tanuja Joshi



Representation at IAPB General Assembly

ICARE – LVPEI had a major representation at the 8th General Assembly of the International Agency for Prevention of Blindness, Buenos Aires, Argentina (August 23-29, 2008). At the LVPEI stall the team distributed information material related to its activities and training programs. Meetings were held with various organizations during this time to discuss potential collaborations. Two oral papers and nine posters were presented by the LVPEI team, apart from the plenary and focus sessions on Primary Eye Care and Vision Centres at which Dr Gullapalli N Rao spoke, both in his capacity as outgoing Chair of IAPB and as architect of the LVPEI pyramidal model of eye care service delivery.

Comprehensive Eye Health Program

On October 3, 2008, ICARE, in collaboration with Fullerton India Credit Company Limited, launched a sustainable, comprehensive eye health care program in the slums of Hyderabad. Dr Vani Mohan, Additional Commissioner (IT) & Greater Hyderabad Municipal Corporation's Aasara senior citizens program, was the chief guest. The program will cover 100,000 people for a period of one year, creating a health care inclusive community in the initial phase. All levels of eye care services (primary, secondary and tertiary) will be offered through the LVPEI network.

During the year 6 community screening and 8 children's screening programs were held. Regular training programs are also conducted for field health volunteers, teachers, and self-help groups.



Dr Usha Gopinathan, Executive Director, LVPEI network, speaks at the launch



National Eye Donation Fortnight

On its ninth anniversary on August 15, 2008, our secondary service centre in Madanapalle [Siloam Eye Centre (SEC)] inaugurated an Eye Donation Centre, registered under the Eye Bank Association of India. Present on the occasion were Mr B Siva Reddy, Sub-Collector, local doctors and government executives, women's group members, philanthropists, and members of the press. SEC Director Dr K Shoba Naveen urged everyone to motivate family and friends to pledge their eyes to reduce preventable blindness.

During National Eye Donation Fortnight (August 25 – September 8, 2008), the SEC staff worked enthusiastically to create awareness about eye donation, displaying posters at 49 clinics and hospitals in and around Madanapalle, giving lectures to the staff and patients and talks in schools.



Mrs Lalithamma and Dr Shoba Naveen flag off the rally

Mrs O R Lalithamma, 80-year-old former president of a women's organization pledged her eyes, as she flagged off a rally in Madanapalle, in which prominent citizens, doctors, government officials, college students, women's groups and NGOs participated. Pamphlets were distributed along the march and placards with slogans on eye donation held up. Messages on eye donation were broadcast on in local TV channels and roadside outlets set up to distribute pamphlets and pledge cards.

World Sight Day: LVPEI commemorated World Sight Day 2008 in partnership with Greater Hyderabad Municipal Corporation's senior citizens program Aasara and Sharadanagar Residents Welfare Association on October 22, 2008. An eye health awareness meeting and community screening program was organized, where 336 people were screened. Mr Malla Reddy, MLA of Malakpet constituency, was the chief guest.

Children's Health Carnival: On November 19, 173 children were screened for vision problems at the Children's Health Carnival 2008 in Hyderabad. Of these 29 were referred for a detailed eye examination.

World Diabetes Day: As part of the ongoing diabetes prevention program in Prakasam district (Andhra Pradesh), World Diabetes Day was commemorated on November 14, 2008, at Ongole. A capacity building program was launched to address diabetes and diabetic retinopathy in the district, supported by World Diabetes Foundation. A scientific seminar was held for local practitioners on comprehensive diabetic care.

Diabetes awareness and vision screening program: A diabetes awareness and vision screening program for police personnel was conducted at the Armed Police Headquarters on October 30, 2008, in which 112 personnel were assessed for diabetes risk. Vision screening was done for 132 personnel.



LVPEI – Lion projects review: On July 25, 2008, Ln Mahendra Amarasuriya, Immediate Past International President, Lions International, visited LVPEI, for a brief overview of all ICARE – Lions projects, such as Sight First 1141 diabetic retinopathy project, Sight First 1012 capacity building project and Lions Sight for Kids.

USAID Transformative Family Eye Care Project

Under this project in rural Andhra Pradesh, a team from Vision Spring visited ICARE to discuss a training module for screening children, develop screening protocols, referral processes and other issues. On January 23, 2009, a one-day training program was organized, in which 50 Vision Entrepreneurs participated.

Community Linkage in Integration of Primary health (CLIP)

The Community Linkage in Integration of Primary health (CLIP) project was inaugurated on December 22, 2008. The inauguration was attended by Dr Rathore, Dean, Rajiv Gandhi Institute of Medical Sciences, Adilabad; Mr Jayant Thakur, Programme Manager, I08 Ambulance Service, Adilabad; and Dr Vaishali Zade, Mandal Officer, Jainath, Adilabad.



CLIP aims to enhance the scope of LVPEI's pyramidal model by providing affordable, accessible and quality healthcare to the community in its service area. The eye care model effectively controls all diseases contributing to blindness, providing services with appropriate delivery structures, linkages and referrals. This well-developed network of infrastructure and manpower empowers LVPEI to play a larger role, facilitating the linkage of all public and private health services and government welfare schemes, such as the Rajiv Aarogya Sri scheme, EMRI and HMRI services. Service delivery would be done through Village Health Volunteers, selected from the village and trained by LVPEI in preventive and promotive health care, early detection and referral of cases. Working closely with government machinery, they will ensure community participation in all activities, creating long-term sustainability.

In vision screening programs 500 villagers were screened for various diseases and free medicines dispensed at a general health camp. Training programs were held and information, education and communication material and volunteer kits distributed.

New grants for ICARE programs

- ▶ The Latter-day Saint Charities, USA, has approved funding for 30 more Vision Centres in Khammam, Krishna and Nellore districts of Andhra Pradesh over a 4-year period, 2009 to 2012.
- ▶ Merck Foundation will support the Vision Technician training program for one year, initially.
- ▶ The National Program for Control of Blindness has sanctioned a grant for implementation of the tele-ophthalmology project. This would be launched initially at the Markapuram Service Centre and the 2 Vision Centres attached to it.

Our ICARE programs are supported by

- Andhra Pradesh Right to Sight Society, India
- Fullerton India Credit Company Limited, India
- Lavelle Fund for the Blind, Inc., USA
- Nimmagadda Foundation, India
- Operation Eyesight Universal, Canada
- VISION 2020 INDIA Forum (Journal of Community Eye Health)
- Vision Cooperative Research Centres (Vision CRC), Australia
- World Diabetes Foundation, Denmark
- Fred Hollows Foundation, Australia
- Latter-day Saint Charities, USA
- Lions Club International Foundation, USA
- ORBIS International, USA
- Sudhakar & Sreekanth Ravi, USA

Details of programs supported in the coming pages.

ICARE screening help restore vision

LVPEI's community eye care services helped light up a blind girl's life!

In September 2008 LVPEI's first satellite centre, Bhosle Gopal Rao Patel Eye Centre at Mudhol, conducted a routine community screening program in Yanampally village, Dichpally mandal in Nizamabad district. Swapna, 16, had congenital cataract and had lost most of her vision when she was eight, living a life of virtual blindness. She had visited many hospitals, but did not regain her vision.

After an eye examination Dr Manjunath Patel advised surgery with firm counseling. Her parents felt a glimmer of hope. Swapna's left eye was operated upon free of cost on September 10, 2008. She regained some vision, which made her and her parents jubilant. She was now willing to undergo surgery on the right eye and was operated upon in October.

The Mudhol staff are happy to have helped a blind girl see the world.





Village Vision

A. Primary Eye Care – 55 Vision Centres in Andhra Pradesh, India

13 New Vision Centres

This year 13 Vision Centres (VC) were inaugurated in Prakasam, Chittoor and Adilabad districts of Andhra Pradesh, bringing the total to 55 rural VCs. Ten VCs were set up in Prakasam, two in Chittoor and one in Adilabad.

Adilabad: A Vision Centre was established on June 14, 2008 in Medarpet village; it is linked to the Sheshanna Chennawar Eye Centre and is supported by the **Latter-day Saint Charities, USA**. Now Adilabad district has 19 VCs in place.

Prakasam: Five primary care Vision Centres were inaugurated during the quarter April – June 2008. Linked to the secondary care Sudhakar and Sreekanth Ravi Eye Centre at Markapuram, they are located at Giddalur, Thripuranthakam, Yerragondapalem, Dornala, and Bestavaripeta. Four VCs were established from March 27-31, 2009, in the geographical area of the new 8th satellite Sudhakar and Sreekanth Ravi Eye Centre at Kandukuru. They are located in Tanguturu, Kondepi, Lingasamudram and Chandrasekarapuram. Now Prakasam district has 23 Vision Centres. The 10 VCs are supported by the **Lavelle Fund for the Blind, Inc., USA**.

Chittoor: LVPEI's 50th and 51st Vision Centres were inaugurated on September 27, 2008, at Nimmanapalle and B Kothakota village; they will be linked to the satellite Siloam Eye Centre at Madanapalle. The VCs and the Siloam Eye Centre are supported by **Operation Eyesight Universal (OEU), Canada**. The VCs were inaugurated by Mrs Lalitha Raghuram, Country Director – OEU, India (in picture right). Local village heads, government officials, teachers and prominent village people attended the program.



LVPEI's Network of Vision Centres and Service Centres in Andhra Pradesh



Primary Eye Care – Vision Centres

During the year 90,877 people were seen at our primary care Vision Centres.

Performance	Screening	Spectacles prescribed#	Spectacles dispensed#	Referred to Service Centre
Rural				
Seshanna Chennawar Eye Centre, Adilabad and Bhosle Gopal Rao Patel Eye Centre, Mudhol				
Bhainsa	5649	1537	1333	938
Kubeer	1822	509	463	226
Naveepet	1154	517	432	193
Nandipet	2010	804	497	394
Echoda	2907	1341	1150	458
Kallur	1699	777	538	379
Indravelly	2144	1143	1025	164
Tanur	1903	747	737	487
Lokeshwaram	1976	866	789	570
Boath	518	354	229	37
Utnoor	2572	1267	1028	242
Jainath	1387	349	353	400
Bela	1135	325	406	257
Narnur	446	198	154	75
Jennaram	1186	551	444	239
Jainur	839	352	295	151
Gudihathnoor	821	377	187	70
Talamadugu	1476	545	349	224
Medarpeta* (July 2008)	1704	526	496	522
Kuchukulla Ramachandra Reddy Eye Centre, Thoodukurthy				
Wanaparthi	5425	1629	1914	1696
Achampet	1587	988	613	393
Nagarkurnool	2718	870	613	853
Kothakota	2491	718	498	783
Kollapur	1746	642	389	369
•Amangal	517	295	166	131
Ghanapuram	498	166	128	255
Bijnapelly	1307	382	421	230
Telkapelly	1196	535	460	173
Kalwakurthy	858	335	291	404
Lingala	2146	720	596	3265
Venkata Lakshmi Eye Centre, Karamchedu				
Parchuru	2190	723	600	579
Panguluru	867	407	329	169
Ballikuruva	782	374	271	199
Chinnaganjam	971	459	211	167
Yadannapudi	633	289	163	110
Martur	966	415	378	80
Nagulapallapadu	1052	699	454	241
Peddanandipadu	3477	1442	1583	384
Epurupalem	584	285	255	183
Vetapalem	1194	402	279	165
Sudhakar & Sreekanth Ravi Eye Centre, Markapuram				
Darshi	580	204	176	201
Karichedu	1248	575	254	298
Podili	1378	570	386	353
Kambham	1720	727	455	254
Giddalur	1644	769	452	545
Thripuranthakam	3133	992	622	874
Yerragondapalem	2795	821	564	1079
Dornala	1413	406	221	406
Bestavaripeta	1704	806	519	537
Siloam Eye Centre, Madanapalle				
B. Kothakota (Sept 2008)*	256	82	44	97
Nirmannapalle (Sept 2008)*	335	109	52	113
Urban				
LVPEI-VST Screening Centre	6383	2475	1679	930
Vision Screening Centre, Kismatpur	1735	640	216	473
Grand Total	90,877	35,036	27,157	23,015

* Data from month of inauguration

• April – July 2008

Some spectacles sold to patients referred by Service Centres. Also includes non-prescription spectacles like sunglasses, photochromatic glasses, etc.



B. Secondary eye care – 17 Service Centres in Andhra Pradesh, India

8th satellite centre of LVPEI

The 3rd Service Centre in Prakasam district was inaugurated at Kandukuru on February 1, 2009. The guests included local MLA Maheedhara Reddy, distinguished LVPEI visiting faculty, as well as senior faculty, administrators, and ICARE staff. The inaugural was well attended by the local populace, one of whom spontaneously offered a space in his village for a Vision Centre, "...if LVPEI would find it suitable for the purpose". The Sudhakar and Sreekanth Ravi Eye Centre will ultimately link to a full complement of 10 Vision Centres. This is the second centre under the Sudhakar and Sreekanth Ravi District Eye Health Initiative in Prakasam district, supported by the Ravi brothers of USA.

Dr Savitri Sharma, Head, Laboratory Services, at the inauguration

Anniversaries

- ▶ **Venkata Lakshmi Eye Centre**, Karamchedu, celebrated its 6th anniversary on June 7, 2008. Since its inception, the centre has screened around 50,000 outpatients and performed more than 7000 surgeries, 70% of them free of cost.
- ▶ **Seshanna Chennawar Eye Centre**, Adilabad, celebrated its 3rd anniversary on June 9, 2008. Since its inception, the centre has screened over 26,000 outpatients and performed over 3600 surgeries, 70% of them free of cost.
- ▶ **Swarna Bharat Eye Centre**, Nellore, celebrated its 1st anniversary on July 1, 2008. The center was set up in collaboration with the Swarna Bharat Trust of Nellore.
- ▶ On its 9th anniversary on August 15, 2008, **Siloam Eye Centre**, Madanapalle, organized eye donation awareness programs and inaugurated an eye donation centre.
- ▶ **Kuchakulla Ramachandra Reddy Eye Centre**, Thoodukurthy, celebrated its 10th anniversary on October 24, 2008. The centre was established with support from the **Kuchakulla family**, **Sightsavers International** and **Christoffel Blindenmission**. In 10 years, the centre has seen over 110,000 outpatients and performed more than 15,000 surgeries.
- ▶ The 12th anniversary celebrations of LVPEI's first satellite centre **Bhosle Gopal Rao Patel Eye Centre**, Mudhol, were held on December 20, 2008. The centre was established with support from Mr Narayan Rao Patel's family and national and international NGOs. In 12 years the centre has seen 160,000 outpatients and performed over 22,500 surgeries. It was set up with support from **Sight Savers International** and **Christoffel Blindenmission**.
- ▶ The 1st anniversary of **Sudhakar & Sreekanth Eye Centre**, Markapuram, was celebrated on 3rd January 2009.



Dr Gullapalli N Rao explains the pyramidal model of LVPEI and the services provided in Mahbubnagar district to Dr Nagam Janardhan Reddy (MLA, Nagarkurnool) at the Thoodukurthy celebrations



Dr Chitra Kannabiran, scientist, LVPEI, presents gifts to the staff at Thoodukurthy



A housekeeping staff member cutting the cake at the Markapur first anniversary

Secondary Eye Care – Satellite and Partner Centres

During the year 2,25,712 people were seen at our secondary care centres.

Rural satellite & partner centres	Paying		Non-paying	
	Outpatients	Surgeries	Outpatients	Surgeries
Satellite Centres				
Bhosle Gopal Rao Patel Eye Centre Mudhol, Adilabad District	12,362	1399	5870	1254
Kuchukulla Ramachandra Reddy Eye Centre Thoodukurthy, Mahabubnagar District	6906	676	3871	983
Seshanna Chennawar Eye Centre National Highway Road, Adilabad	8137	533	4428	825
Siloam Eye Centre Madanapalle, Chittoor District	9823	415	1035	253
Venkata Lakshmi Eye Centre Karamchedu, Prakasam District	4582	302	2964	566
Swarna Bharat Eye Centre Venkatachalam, Nellore	926	37	3469	406
Sudhakar & Sreekanth Ravi Eye Centre Markapuram, Prakasam District	5749	353	5536	875
Sudhakar & Sreekanth Ravi Eye Centre Kandukuru, Prakasam District (February 2009)*	193	–	84	–
Partner Centres				
Mullapudi Venkatarayudu Eye Centre Tanuku, West Godavari District	12,939	816	2057	379
Smt. Rajeshwari Ramakrishnan Lions Eye Hospital, Nidadavole, West Godavari District	14,150	977	13,342	3680
St. Gregorius Balagram Eye Hospital Yacharam, Ranga Reddy District	4573	165	1545	633
Lions Club of Suryapet Eye Hospital Suryapet, Nalgonda District	4617	350	14,603	893
The Rotary Eye Hospital Proddatur, Kadapa District	9451	829	6236	1761
Paramahansa Yogananda Netralaya Vemagiri, Rajahmundry	10,034	437	3624	325
Urban Partner Centres in Hyderabad				
M S Reddy Lions Eye Hospital Moula Ali	7850	401	7431	1549
Kishore Chand Chordia Eye Centre Begum Bazaar	4385	205	12,765	1336
Balanagar Lions Eye Hospital Balanagar	10,576	478	9599	2273
Grand Total	1,27,253	8373	98,459	17,991

Total Outpatients: 2,25,712

Total Surgeries: 26,364

* Data from month of inauguration



C. Community Eye Care

Working our way into the hearts of communities with our screening and rehabilitation programs in rural as well as poor urban areas, we have been able to identify vision impairment and bring services to correct eye problems at the most basic level.

Surveys	HOUSE	FICCL – LVPEI CEH	GHMC Aasara	FICCL-LVPEI 'Save the Eye' CSP	Satellites	Partners	Total
Slums/Villages surveyed	3	6	–	–	520	11	540
Door to door surveys	12,125	14,969	–	–	280,215	11,820	319,129
People identified with eye ailments and referred for eye examination	2140	2295	–	–	52,354	780	57,569
Community Screening Programs (CSP)							
CSPs organized	18	26	9	18	204	54	329
People screened	6168	1384	1906	8840	24,146	12,470	54,914
Prescribed spectacles	2484	170	995	4655	5475	1266	15,045
Referred to base hospital	1467	183	341	1814	4406	1182	9393
Within normal limits	1848	1031	456	2142	15,878	9,309	30,664

HOUSE: Hyderabad Outreach Urban Slums Eye-care Program

FICCL-LVPEI CEH: Fullerton India Credit Company Limited – LVPEI 'Save the Eye' Comprehensive Eye Health Program in Malkajgiri slums, Hyderabad

GHMC Aasara: LVPEI – Greater Hyderabad Municipal Corporation – Aasara Senior Citizens' Eye Health Program

FICCL-LVPEI 'Save the Eye' CSP: Fullerton India Credit Company Limited – LVPEI 'Save the Eye' Community Screening Programs – AP

Satellites: Satellite Centre of LVPEI at Adilabad, Mahabubnagar, Prakasam, Nellore and Chittoor Districts

Partners: Partner Centres of LVPEI at Yacharam and Rajahmundry

School Screening Programs	HOUSE	Sight for Kids	Partner Centres	LVPEI – Nimmagadda Children's Eye Health Initiative	Total
Teachers trained	14	188	–	2184	2386
Schools screened	14	188	4	238	444
Children screened	5105	14,663	147	23,689	43,604
Identified with eye ailments	759	977	13	26,952	28,701
Prescribed spectacles	288	84	8	3504	3884
Surgeries	–	–	–	3187	3187



Eye screening and rehabilitation services are made available at the people's doorstep



Bhubaneswar

School Screening

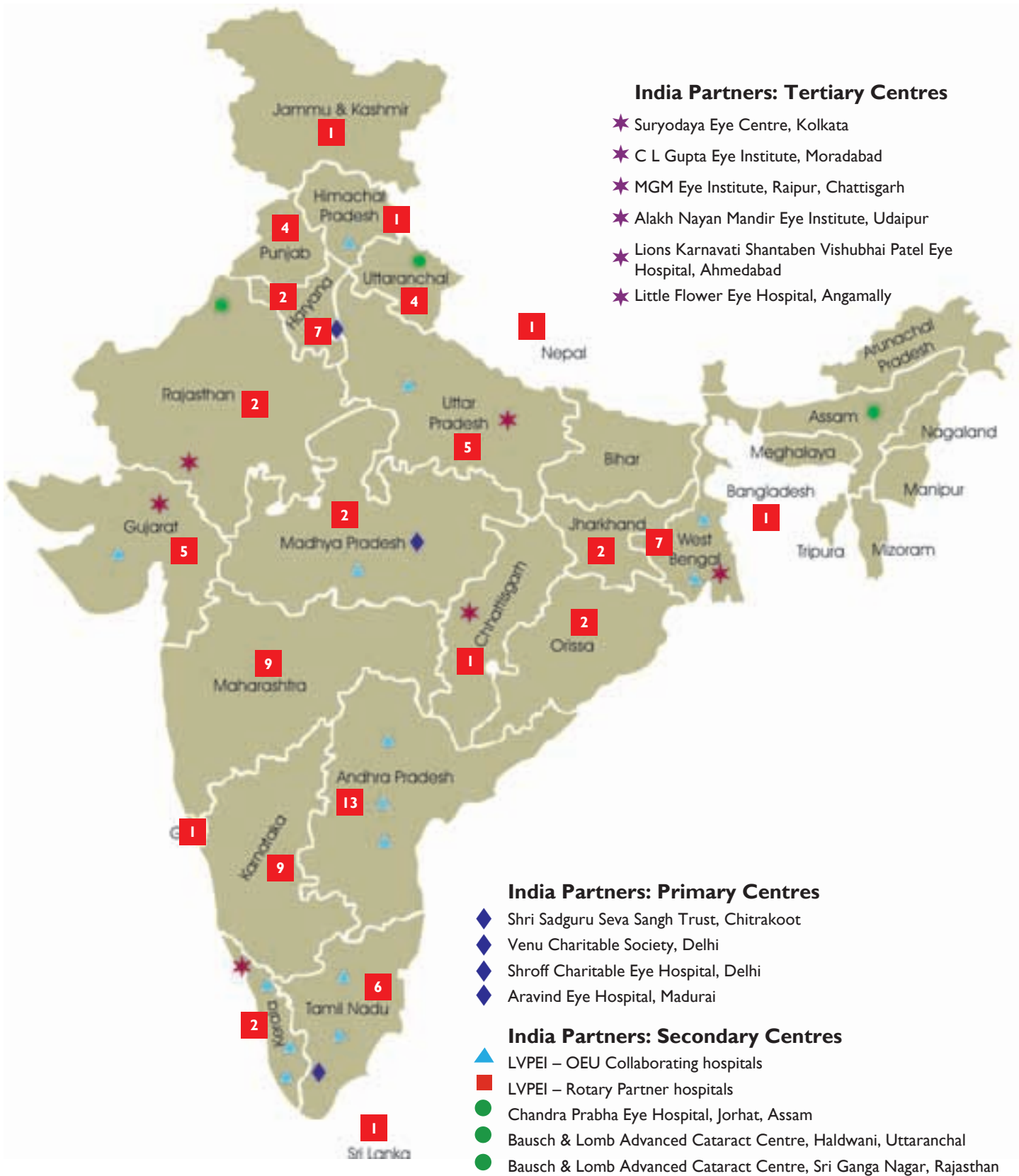
Schoolchildren screened	380
Teachers trained	12
Spectacles prescribed	44

Community Check-up

Anganwadi workers trained	102
CBR volunteers trained	41
Community eye check-ups	211
Surgery	43

National Collaborating Centres

ICARE's accompaniment program has helped assess needs, build capacity and catalyse sustainable structures in 88 eye hospitals around the country and other parts of the developing world.





i. Rotary Hospitals Project

The objectives of the 5-year (2005 – 2009) Rotary Hospitals program are: to perform 100,000 additional cataract surgeries; implement uniform protocols for cataract surgery (pre-operative evaluation, sterilization, management of complications and follow-up) and document all surgical outcomes. ICARE conducted a series of Rotary Project Workshops in 2005, in which 80 Rotary hospitals participated; all the hospitals send standardized surgery reports to LVPEI. This is a joint project of **Rotary and Operation Eyesight Universal (OEU)**, who reimburse the costs of surgery.

Till date, 71,100 surgeries have been performed, of which 16,001 were done in 2008 – 2009.

ii. Operation Eyesight Universal (OEU)

LVPEI is assisting all the OEU partner hospitals in India through training and mentoring to represent the interests of their stakeholders more effectively and ensure greater impact in their areas of work. During the year clinical and non-clinical teams made regular developmental visits to all partner centers, along with the OEU team.

Partners development workshop: An all-India partners' workshop was held from February 12-14, 2009, at GMR Varalakshmi campus, Visakhapatnam. The workshop focussed on financial and accounting management systems for the eye hospitals and on writing reports about donors and outcome of cataract surgeries.

Refresher course for paramedical ophthalmic personnel: A total of 18 mid-level ophthalmic personnel participated in the refresher program held at ICARE, November 6-8, 2008. The objective was to discuss and solve issues related to application of skills learnt during the vision technician course and in routine clinical practice and refresh the understanding of routinely used clinical techniques in eye care service delivery.

Workshop on communication skills: A two-day workshop on enhancing communication skills was conducted at Hyderabad campus, with 8 participants from OEU partner organizations.

Performance highlights

- 192% increase in revenue from 2005
- 41% increase in revenue from 2007
- 2.7% increase in number of patients screened from 2007
- 6.7% increase in surgical volumes from 2007

iii. Seeing is Believing

Under the Seeing is Believing program of **Standard Chartered Bank, UK**, 40 Vision Centres will be set up during 2008 – 2011, 10 each with Aravind Eye Hospital, Theni and Madurai (Tamil Nadu); Venu Charitable Society (Delhi); Shri Sadguru Seva Sangh Trust, Chitrakoot (Madhya Pradesh); and Shroff Charitable Eye Hospital, (Delhi). LVPEI will play the role of facilitator and technical expert in the project.

Through partnerships between NGOs and Standard Chartered Bank and among NGOs the Vision Centre (VC) project will be implemented in the underserved parts of India. The 40 VCs would cover a population of 2 million, while also providing employment to 40 Vision Technicians and other local youth involved in service delivery.



Inauguration of Vision Centres for Sadguru Netra Chikitsalaya, Chitrakoot. In the picture: Mr Dinesh Prasad Mishra (local MLA) and Dr P N S Chauhan (Joint Director, Health Services, Madhya Pradesh)

Representatives from the partner eye institutes have been familiarized with LVPEI's pyramidal model through field trips to Vision Centres and Service Centres. On June 16-17, 2008, a Training of Trainers program for the human resource needs of Vision Centres was organized; training patterns and curriculum for the Vision Technicians' course were also finalized.

Progress till date

- Aravind Eye Hospital: 5 VCs – Manamadurai, Usilampatti, Kadamalaigundu, Devathanapatti and Batlagundu (Tamilnadu)
- Shri Sadguru Seva Sangh Trust: 4 VCs – Semariya, Mau, Baberu and Tindwari (Uttar Pradesh & Madhya Pradesh)
- Venu Charitable Society: 5 VCs – Bhadurgarh, Jaspur, Samlka, Jamo and Tappal (Haryana, Uttarakhand, Delhi – NCR, Uttar Pradesh)
- Shroff Charitable Eye Hospital: 4 VCs – Rampur, Chilkana, Punhana, Nagina (Uttar Pradesh and Haryana)

iv. Lions Karnavati Shantaben Vishubhai Patel Eye Hospital, Ahmedabad, Gujarat

Lions Karnavati has partnered with LVPEI to strengthen their existing hospital and replicate the pyramidal model in their region. A needs assessment of the project was carried out; infrastructure and staff development plans are being finalized.

v. Alakh Nayan Mandir Eye Institute, Udaipur, Rajasthan

The foundation stone for the construction of our partner eye institute, Alakh Nayan Mandir Eye Institute was laid on May 8, 2008, by Ms Vasundhara Raje, Chief Minister of Rajasthan.



Mrs Vasundhara Raje laying the foundation stone

vi. C L Gupta Eye Institute, Moradabad, Uttar Pradesh

A total of 31 staff (clinical and non-clinical) from C L Gupta Eye Institute were trained this year. The construction of the building is in progress; the institute is expected to begin functioning from July 1, 2009.

vii. Jhangxi Province, China

A feasibility report was prepared and submitted to the **Fred Hollows Foundation** to develop a first NGO hospital in Jhangxi Province, China.

Research and Special Projects

i. Impact Assessment Study



An eye health awareness talk being given to girl students at Noble School, Bhainsa, in Adilabad district

The study 'Impact of correction of refractive errors among children aged 10 to 15 years on activity based performance and other vision based functions in the state of Andhra Pradesh' provides information on the impact of refractive error correction on schoolchildren and utilization of spectacles. During the year the team completed data entry of school eye screenings, data cleaning of baseline and barrier study, and collection of academic progress reports of 310 subjects. Data analysis is in progress. This project is supported by the **Vision Cooperative Research Centres (Vision CRC), Australia**.

Highlights

- 159 persons underwent vision screening
- Impact study data being collected from subjects, teachers, parents and peers
- Data collection completed through interviews: Subjects: 236, Peers: 708, Teachers: 236, Parents: 236

ii. Sight for Kids

A collaborative child eye health program for primary schoolchildren in Greater Hyderabad, Sight for Kids is supported by **Johnson & Johnson, Lions Club International Foundation (LCIF), and Lions Eye Hospitals of Greater Hyderabad**. The planning meeting for the 4th phase of the program and a one-day orientation program on teachers training and vision screening for the partners' ophthalmic personnel was held on July 2, 2008. Representatives from 8 partner hospitals and project office-bearers from LCIF participated. Teacher training and school screening programs were done in four mandals from two districts, Medak and Ranga Reddy.

School Screening

Teachers trained	188
Schools covered	188
Children screened	14,663
Identified with eye ailments	977
Prescribed spectacles	84
Referred to other centers	161





iii. Pediatric Ophthalmology Learning and Training Centre

To address the shortage of skilled human resources in pediatric ophthalmology, inadequate infrastructure and lack of good para-ophthalmic support in India and south-east Asia, **ORBIS** set up three Pediatric Ophthalmology Learning and Training Centres (POLTC); LVPEI, Hyderabad, was the third centre set up in October 2006. Under the program 5 pediatric eye care teams are being trained, comprising an ophthalmologist, anesthetist, optometrist, nurse, counselor, and an outreach coordinator. Two batches of trainees completed training by September 30, 2008; training of the third and fourth batches is continuing.

Highlights

	Annual	Cumulative	Target
Children screened	24,732	79,955	55,000
Treated for other conditions	12,508	17,309	4000
Surgeries performed	3991	10,185	1800

iv. Diabetes Prevention Program



A schoolteacher talks about diabetes prevention using the child-to-family communication approach

The diabetes prevention program in Prakasam district, supported by the **World Diabetes Foundation**, aims at developing a sustainable district level model to promote lifestyle changes in rural Andhra Pradesh using the child-to-family communication strategy. With an alarming increase in the prevalence of diabetes, there is an urgent need for interventions in lifestyle, to reduce the resultant incidence of retinal eye diseases. The project duration is from April 2006 to March 2011.

During the year the teams trained 46,091 children and 2434 teachers in 160 schools of 155 villages in 21 mandals of Prakasam district. The trained children, in turn, screened 197,165 families and 930,338 persons for diabetes up till March 31, 2009. Members of 66 NGOs and 39 Primary Health Centres were trained and 9581 self-help groups educated about diabetes; 47,721 persons at risk were screened for diabetes and 2752 identified with the disease. A refresher training program for vision technicians and field staff was conducted with support from Johnson and Johnson.

v. Sight First – 1141: Capacity development project for diabetic eye disease

The 3-year Lions – LVPEI capacity development project for management of diabetic eye disease in Andhra Pradesh was launched in August 2005, to address diabetic retinopathy (DR) through a capacity building program for 18 eye hospitals, with support from **Lions Club International Foundation, USA**. The project ended on July 31, 2008.

The Sight First – 1141 project generated awareness, offered comprehensive treatment, and helped build the capacity of partner hospitals through training of personnel at LVPEI. Though the project ended in July 2008, a national seminar was organized from October 4-5, 2008, to update practitioners about developments in the field and discuss all Lions supported DR projects in south India to summarize the findings. The resource team included international faculty Dr Wilson J Herriot and Lion Joshua Friedman, 15 national faculty and all Lion technical advisors from India. It was attended by over 140 participants.

Highlights

	April 2008 to July 2008	Cumulative 2005-2008
Screening programs	88	533
Diabetic patients screened	3771	10,487
Lasers performed	680	5448
Surgeries performed	211	1946
Referred for further services	280	2177
Diabetic retinopathy eyes identified	1711	17,828

vi. CHILD-to-CHILD and CHILD-to-Family communication

The CHILD to Child and CHILD to Family communication study (April 2006 – December 2008) focuses on the effectiveness of utilizing children for communicating eye health and eye care messages to other children and their families to favorably influence their attitudes and practices relating to eye health care. This study is being conducted under the aegis of the **Vision Cooperative Research Centre (Vision CRC)** of Australia.

The main study was conducted in four rural areas, which equally represent the geographical distribution of the state of Andhra Pradesh. Schoolchildren of grades 6-8 from 13 schools in rural Andhra Pradesh were given orientation in eye health care with the help of trained teachers. The children were trained to perform a basic vision test on their family members, neighbours and peers using a Snellen 6/12 opto-type 'E' chart and also to convey eye health messages. They were instructed to refer those suspected of having eye problems to the nearest Vision Centres. Field work for the study was completed in June and data entry is continuing. Within a week, 1087 children screened 12,956 people. Two months later, 40% of those screened people had visited a Vision Centre. The study showed that children can communicate eye health messages and function as collaborators in health promotion and educational activities.

vii. Nimmagadda Prasad – LVPEI Children's Eye Health Initiative

A major initiative against childhood blindness was launched on July 7, 2007, so that "No child in Andhra Pradesh is needlessly blind or visually impaired by the year 2020". The Nimmagadda – LVPEI Children's Eye Health Initiative is supported by **Nimmagadda Foundation**.

Highlights

	April 2008 to March 2009	Cumulative
Children screened as outpatients	23,689	42,234
Inpatients	3187	6252
Free spectacles distributed	3504	3504
Teachers trained in vision screening	2184	2184
Schoolchildren screened	56,294	56,294
Schools covered	239	239

viii. Capacity development program to address diabetic retinopathy

The **World Diabetes Foundation** supported project aims at strengthening existing infrastructure and capacity building to improve the quality of life of persons with diabetes. Launched in October 2008, the 5-year program uses a multidisciplinary approach (modification in lifestyle, care of feet, eyes, etc.) to build strong public and private partnerships among LVPEI, district health administration and private practitioners with effective community integration in Prakasam district, Andhra Pradesh. The objectives include:

- Developing a registry of persons with diabetes in the district and ensuring regular follow-up,
- Strengthening public health facilities and not-for-profit organizations at the district level to care for persons with diabetes and diabetic retinopathy,
- Establishing a network of specialists in public and private sector for specialties like cardiology, nephrology, care of feet and retina,
- Education and training of paramedics, general physicians, village volunteers, ophthalmologists and mid level ophthalmic assistants, and
- Facilitating annual comprehensive diabetic screening programs.

During the year 10,569 persons were registered under the project; overall, 125,000 persons with diabetes will be reached by 130 medical and 840 paramedical staff. The field team has been trained and manuals and data collection formats developed. A specialist team was constituted to provide expertise and training: Dr G S Raghava, diabetologist, Dr Keshav, cardiologist, Dr D Lokhanadhan, diabetic foot care expert, Ms Sunitha Sapur, nutritionist, and Dr Ajit B Majji, LVPEI retina specialist.

Screening for diabetes at the community level





ix. Rapid Assessment of Refractive Error survey

Uncorrected refractive errors (URE) are the leading cause of visual impairment in the developing world; in Andhra Pradesh 16% of blindness and 46% of visual impairment across all age groups is due to URE. Population-based cross-sectional studies, while reliable, are expensive and time-consuming, requiring expertise in epidemiology. A novel rapid assessment is used to provide baseline data to evaluate the impact of service delivery using simple, inexpensive equipment and within a limited time.

The Rapid Assessment of Refractive Errors (RARE) survey was conducted from February to May 2008 in accordance with ethical principles and adhered to the Declaration of Helsinki. A logMAR chart was used to assess unaided, aided and pinhole visual acuity from a distance of 4 meters. Near vision was assessed using the N notation chart at the subject's customary working distance. A brief personal interview helped collect demographic information such as education level, occupation, use of spectacles (where applicable) and past utilization of eye care services. All people with visual acuity <6/12 in the better eye were referred to the nearest eye care facility for management. The survey can be used to monitor and evaluate the impact of service delivery in a given area. Due to the simple methodology, limited time and resources it can be repeated at regular intervals. The study was partly supported by the **Vision Cooperative Research Centres (Vision CRC), Australia.**

Other Training Programs

- ▶ A community eye care (CEC) and community based rehabilitation (CBR) field workers training program was conducted from June 23-28, 2008, in which 34 field staff from 7 satellite centres of LVPEI (Mudhole, Adilabad, Thoodukurthy, Karamchedu, Markapur, Nellore and Madanapalle) participated.
- ▶ The Andhra Pradesh Right to Sight Society, with support from ICARE – LVPEI, organized a workshop (July 12-13, 2008) on vision screening for children in the tribal areas of the state. A standardized protocol was developed for vision screening among primary schoolchildren under the AP Tribal Eye Care Project 2007-2010.
- ▶ A CEC workshop was conducted for administrators and CEC supervisors of LVPEI satellites on September 29, 2008. The workshop reviewed current practices in CEC and CBR across the Vision Centres network. CEC supervisors from Adilabad, Mahbubnagar, Nellore and Prakasam districts, along with administrators and coordinators, participated in the meeting.

Community Eye Health Journal

Four issues of the 'Community Eye Health Journal' with the Indian supplement were published under the aegis of the **VISION 2020 India Forum**, and distributed free of charge to approximately 5000 readers per issue all over India and the neighboring countries including Pakistan, Nepal, Sri Lanka, Zambia, Bangladesh, Malaysia, Tanzania, Nigeria, Ghana and the Sultanate of Oman. Most of its readers have no access to continuing training, libraries, or other information to improve their practice; the journal is their only means of keeping updated with progress in eye care. The readers include ophthalmologists, optometrists, nurses, ophthalmic nurses, ophthalmic assistants, general physicians, program planners, administrators and public health specialists.

Recognition


Initiative for senior citizens

ICARE – LVPEI awarded certificate for community eye care programs for senior citizens, conducted in collaboration with Greater Hyderabad Municipal Corporation's Aasara program. August 30, 2008

The Rose Garden at Kismatpur campus

LVPEI Hyderabad won several prizes during the 33rd Hyderabad Rose Show, organized by Hyderabad Rose Society – First Prize for Best Institutional Rose Garden and 10 prizes for best blooms for different colours and varieties.







Education

Subspecialty and advanced ophthalmic skills training at LVPEI continued to draw young medical professionals from across India and other countries, to our Education Centre. Undoubtedly, one of the highlights of the year was the increase in the number of courses designed to strengthen the base and mid levels of the pyramid in terms of human resources for eye health. Young people from rural and peripheral urban communities were recruited to join programs in eye health management, support services and ophthalmic nursing assistance, among other paramedical courses.

Optometric education has expanded to include collaborative bachelor's programs with the Indira Gandhi National Open University and the University of Hyderabad. 642 professionals and para-professionals were trained through short and long term programs during the year.





The graduating class! Seated in front row from left: Mr Ramachandra Bhatt, Dr G Chandra Sekhar, Director, LVPEI Hyderabad, Prof Coen de Jong, Prof Srinath Reddy, Prof D Balasubramanian, Director – Research, LVPEI, Dr Gullapalli N Rao, Chairman, LVPEI, and Dr Prashant Garg, Director – Education, LVPEI



Prof Srinath Reddy

Education Day

Education Day was held on October 17, 2008, with Prof Srinath Reddy, President, Public Health Foundation of India, as the Chief Guest. Prof Coen de Jong, Principal of LVPEI's Bausch & Lomb School of Optometry (BLSO), introduced the 21 students of Batch 2004 who successfully completed the bachelor degree course in optometry. Prof Reddy emphasized the multi-faceted role played by health professionals in the 21st century, noting that they needed to be not just clinicians, but educators and advocates as well. Six were placed in distinction, 11 in the first division and 4 in the second division. Best Outgoing Student Mr GR Viswanathan was awarded the Prize of Excellence, a glass artwork by Mr Sisir Sahana, LVPEI's artist in residence.

Mr Ramachandra Bhatt, Marketing Manager, Medical Products Division, Carl Zeiss India, presented the Carl Zeiss scholarship to the first-ranked students of each batch: Ms Khuseeya Shareef, Ms Ritika Katari, Mr Labishetty Vivek and Ms MMM Samanmali Malavita.



Dr G Chandra Sekhar, Director, LVPEI, Hyderabad, presents the Best Outgoing Student Award to Mr G R Viswanathan

Bachelor of Science in Optometry program

The Bausch & Lomb School of Optometry (BLSO) conducts the Birla Institute of Technology and Science (BITS), Pilani, off-campus BS in optometry program. The written exams and interviews for selection of students were held on July 13, 2008. The interview panel included Prof Coen de Jong (Chair), Dr Ramu, Coordinator, BITS, Mr BR Murthy, Coordinator, BITS, and Mr Y Vijay Kumar, optometry faculty, BLSO.

Of the 26 registered first-year students 22 are from Andhra Pradesh, 3 from Sri Lanka (sponsored by International Centre for Eyecare Education, Sydney, Australia) and 1 from Kerala. Eight students of the new batch are sponsored by LVPEI. Four were selected from among those who completed the Vision Technicians' training at our Institute. LVPEI now offers full sponsorships to four promising students annually.



LVPEI now recognised as a center for residency training

Ophthalmology training at LVPEI moved into formal postgraduate medical training this year with the commencement of the DNB (Diplomate of the National Board) program in ophthalmology. The initiative allows the Institute to participate in the creation of high quality ophthalmic professionals through a recognized residency program. Candidates who have completed their MBBS and wish to specialize in ophthalmology are admitted after a rigorous selection process into a three-year program, while those with the additional qualification of DO go through a two-year program. Four candidates have been admitted in the session beginning in 2009.



The first batch of DNB students: Neha Bharti, Ratnesh Sharma, R Rajya Lakshmi, Ujwala Baheti

Master's program in Optometry & Vision Science

The University of Hyderabad called for applications for the integrated five-year master's program in Optometry & Vision Science, being conducted in collaboration with LVPEI. The first batch of 20 students began classes in August.

Restructured Eye Health Management course



Dr Balasubramanian inaugurating the course with Dr Imtiaz Ahmed, faculty, ICARE

The restructured Diploma in Eye Health Management course was launched on August 1, 2008, at the Bausch and Lomb School of Optometry, Kismatpur campus. Guest of Honour Prof Ram Mohan Rao, Dean, Indian School of Business, presented certificates to the outgoing management trainees and those completing the 1-year community eye health management course. He spoke of the critical need for trained healthcare professionals and the opportunities available for the qualifying trainees.

Prof D Balasubramanian, Director of Research at LVPEI, welcomed the new batch and inaugurated the course. Mr J P Singh, Principal Consultant, LBW Consulting, deliberated on the challenges facing healthcare managers today. Ms Lalitha Raghuram, Country Director, Operation Eyesight Universal, India, and Mrs Vijaya L Ramam, Senior Consultant, LVPEI, recalled their experiences and the strong value system that continues to be the hallmark of the Institute. Dr Imtiaz Ahmed, course facilitator, gave the vote of thanks.

Bachelor's in Optometry & Ophthalmic Techniques

Ten students joined the Indira Gandhi National Open University (IGNOU) B Sc Optometry & Ophthalmic Techniques distance learning program at LVPEI Bhubaneswar last year. Efforts are being made to launch the course at Visakhapatnam and Hyderabad campuses.

Scholarships for deserving students

Each academic year five students from each batch receive a scholarship. The scholarships in 2008 – 2009 went to:

Batch 2005: Ms Khuseeya Shareef, Ms C Rebecca Sumalini, Ms Naila Amreen SA Ali, Ms Safiya Sultana and Ms Ekta J Thakkar

Batch 2006: Ms Ritika Kataria, Ms V Sri Latha, Ms Bodduluri Lakshmi, Ms Banu RSA (Saniya) and Ms V Nirosha

Batch 2007: Mr Labishetty Vivek, Ms Vaishnavi Raghuram, Mr Mohd Shafee, Ms Baggam Vijaya Preethi and Ms Kamalpreet Dhaliwal

Batch 2008: Ms MMM Samanmali Malavita, Ms Sunaina Mary Alex, Mr Marellapudi Ajay, Ms Manjusha Dharavath, Mr Avula

Batch 2009: Mr Giridhar, Ms D Gouthami, Ms Jennifer Jayaraj, Mr DGS Kelum Tissakumara, Mr N Vinay Kumar and Mr Pullaiah Gudimi

Vision Technicians course

The Vision Technicians course trains students to work in rural (secondary) hospitals and Vision Centres. About 60% of the students are absorbed in LVPEI's community eye health programs. The rest are sponsored students from other states.

LVPEI to train Reliance personnel

On August 7, 2008, Reliance-Vision Express and LVPEI signed an agreement for training optometry personnel. LVPEI has designed an exclusive training program for various eye care service delivery cadres of Reliance-VisionExpress clinical and technical personnel at the state-of-the-art Bausch & Lomb School of Optometry. The program includes theoretical and practical clinical training for optometrists, vision technicians, spectacle dispensing technicians and lab technicians. LVPEI will also develop and implement clinical protocols, quality control and clinical audits, thus ensuring world-class clinical/technical eye care service delivery across the Reliance-Vision Express optical retailing network.

BLSO students at the border

The third-year students from the 4-year Bachelor of Science in Optometry program took a break from classes and clinics and attended a national optometry conference in Amritsar to participate in discussions, presentations and a collegiate quiz. The students also took a trip to the Wagah checkpost to catch a slice of history!

Transitions Quiz: On September 25, 2008 Transitions Optical India Pvt Ltd organized an Optometry Quiz in Chennai. It was a pre-round for the national quiz in the Optometry Conference 2008 in Amritsar in November. Three of our students participated and were placed second.

Support services training program

In January 2009, 22 young adults began a new program, aimed at developing a cadre of ancillary staff to fulfill the human resource need for eye care service delivery in support service areas like patient care, medical records, materials management, maintenance, biomedical, accounts and human resources. The six-month course is open to candidates who have completed high school and offers employment opportunities to underprivileged youth after training.

Eye screening camp

On November 14, 2008, the Thakur Hari Prasad Institute of Research and Rehabilitation for the Mentally Handicapped organised a Health Camp and invited students of BLSO to conduct eye screening. The third-year students have done this eye-screening.



Third year students at the Golden Temple, Amritsar



Seminars & Workshops

LVPEI, Hyderabad

To increase awareness and sensitize the ophthalmology faculty towards low vision rehabilitation services, a **Low vision Awareness Program (LAP) for ophthalmologists** was conducted on April 13, 2008. The Vision Rehabilitation team spoke on *Vision Rehabilitation Services* and *When and whom to refer*. It was attended by 9 ophthalmology faculty and 40 ophthalmology fellows.

A three-day **Low vision Awareness Program (LAP)** was held from April 25-27, 2008. A total of 35 delegates from all over the country attended.

A three-day **Postgraduate Education Program (Eye – PEP 2008)** was conducted from May 9-11, 2008; 200 postgraduate students from all over India attended the program across LVPEI's three campuses.

The 40th **Indian Contact Lens Education Program (ICLEP)** basic course was conducted from July 4-7, 2008; 115 delegates attended.

A CME on **Pediatric Ophthalmology and Strabismus** was held from September 13-14, 2008, with 85 participants and 7 faculty members. Dr Eugene Helveston, Director, Cyber Sight, ORBIS International, delivered a lecture through video conferencing on September 13, 2008.

The 20th **Low vision Awareness Program (LAP)** was held from September 19-21, 2008; there were 16 participants. Of these, two were from Nigeria.

The national **Diabetic Retinopathy Symposium** was held from October 4-5, 2008. About 120 persons attended the symposium, organized by Lions Clubs International Foundation and L V Prasad Eye Institute, Hyderabad.

The **Cosmolase 2008** meeting dedicated to cosmetic dermatology, lasers and aesthetic surgery was held on November 2, 2008. Over 150 delegates, including dermatologists and plastic surgeons, attended this first dermatology meeting in an eye hospital. Prominent faculty from the field of dermatology delivered talks and performed live demos of skin lasers and fillers. The meeting was video conferenced with LVPEI's Bhubaneswar and Visakhapatnam campuses.




Asia ARVO

Hyderabad hosted the biennial Asia Association for Research in Vision and Ophthalmology (ARVO) meeting between January 15-18, 2009. A major international forum showcasing cutting edge research in vision science, the Asia ARVO was held in India for the first time. L V Prasad Eye Institute was a key organizer, along with the Indian Eye Research Group.

The conference featured 8 workshops and 72 symposia emphasizing clinical science and community eye health. There were 400 oral paper presentations and 440 poster displays on topics ranging from regenerative medicine to glaucoma and retinal dystrophies. Over 1200 delegates attended, representing academic and research institutions from 35 countries across the globe.

LVPEI's pavilion in the trade exhibit attracted many visitors, who were introduced to LVPEI's clinical, basic and operations research, as well as our training videos and low vision aids.



The 41st **Indian Contact Lens Education Program (ICLEP)** basic and advanced course was conducted from December 4 to 8, 2008; there were 93 delegates for the basic and 75 for the advanced program.

The **Asia Cornea Society's Cornea Day** meeting on January 14, 2009, preceded Asia ARVO. The scientific program included 3 plenary sessions. Faculty from 9 countries spoke on lamellar keratoplasty and advances in the field of cornea.



Prof Debbie Sweeney, CEO, Vision CRC, Australia, and Prof Donald Tan, Associate Professor, Singapore National Eye Hospital, Singapore, at Asia Cornea Society meeting

The 8th **Uveitis Society of India** meeting was held on January 19, 2009. A satellite meeting of Asia ARVO, the meet was well attended by 7 international and 13 national speakers, as well as 110 delegates.

The 3rd **Indian Association of Ophthalmic Pathologists meet** on January 20, 2009, was attended by 123 pathologists and ophthalmologists from across Andhra Pradesh. The international speakers included Dr Sarah Coupland (Head, Dept. of Pathology, University of Liverpool), Dr Bertil Damato (Consultant Ophthalmologist, Ocular Oncology Service, Royal Liverpool University Hospital), Dr Valerie A White (Dept of Pathology and Laboratory Medicine, Vancouver General Hospital), Dr Narsing Rao (Director, Department of Pathology, The Methodist Hospital, Houston), Dr Ralph Eagle, and Dr Gordon Klintworth.

Second Champalimaud Research Symposium

The Second Champalimaud Research Symposium was held on January 30, 2009. The annual symposium was organized by the Champalimaud Translational Centre for Eye Research (C-TRACER), a collaborative effort between the Antonio Champalimaud Foundation of Portugal and LVPEI set up in 2008. Dr Joao Botelho, Board Member, Champalimaud Foundation, Portugal, represented the Foundation.

Dr Jeremy Nathans, Professor of Molecular Biology and Genetics at the Johns Hopkins University School of Medicine, Baltimore, USA, delivered the Champalimaud Lecture on 'Evolution of primate color vision' as an online video presentation. The symposium was marked by insightful talks by distinguished speakers. Dr V S Chauhan, Director, International Centre for Genetic Engineering and Biotechnology, New Delhi, spoke of the challenges India faces in developing a malaria vaccine. Dr William M Bourne from Mayo Medical Center, Rochester, USA, focused on issues relating to the survival of corneal endothelial cells

following corneal transplantation. Dr K Vijay Raghavan, Director of National Centre for Biological Sciences, Bangalore, spoke on 'How does behaviour emerge from the construction of the brain: Can the walking fly inform the thinking human?'

Glaucoma Update

To commemorate World Glaucoma Day, a continuing medical education program (CME), **Glaucoma Update**, was conducted across the three campuses – Hyderabad, Bhubaneswar and Visakhapatnam – on 8th March 2009, through videoconferencing. A total of 139 participants attended at the Hyderabad campus and 59 at Visakhapatnam. Three trade stalls participated in the fair.

LVPEI, Bhubaneswar

The **Cornea and Contact Lens Program** was organized from August 15-17, 2008, to discuss emerging issues related to corneal diseases and concurrent treatment modalities. A hands-on workshop on contact lens fitting was also held. There were 79 delegates from Orissa and neighboring states such as West Bengal. Dr M Srinivasan, Aravind Eye Hospital, Madurai, Dr Padmaja Sankaridurg, University of New South Wales, Sydney, and Dr Umang Mathur, Shroff's Charitable Eye Hospital, New Delhi, were among the guest faculty.

LVPEI, Visakhapatnam

The **Cutting Edge 2008** meeting was held on November 30, 2008, at GMR Varalakshmi campus in Visakhapatnam. Over 90 delegates attended.

The XIII **Retina Congress** was held at on March 28-29, 2009; 114 delegates attended the program. (More in news from Visakhapatnam campus page 19)

Programs for patients



About 60 children, along with their parents/relatives, attended the 14th annual meeting of the **Association of the Parents of Childhood Glaucoma (APCG)** on November 24, 2008. The faculty and volunteers gave presentations in English, Hindi and Telugu. Several children performed on stage. Despite their visual disability most of the children are doing well at school after the successful management of their glaucoma.

Public Education Fora: As part of the Institute's eye health initiatives, open house Public Education Fora are organized at LVPEI Hyderabad every month, where members of the public can obtain information on eye diseases and interact with eye specialists. The Public Education Fora held during the quarter focused on squint and amblyopia, dry eyes, cataract, low vision and rehabilitation, myopia, diabetic retinopathy, presbyopia, age-related macular degeneration, eye trauma, computer vision syndrome and glaucoma.





Guest Lectures



The wide network LVPEI has established with institutions and organisations worldwide enables it to draw on an international resource base of senior consultants and experts in every field of eye care. The eminent faculty who delivered lectures at LVPEI during the year were:

The Global Lecture Series



In keeping with our effort to engage in with learning and knowledge sharing on a global platform, and make opportunities for such engagements available to all those who are part of LVPEI, the Education Centre initiated the Global Lecture Series this year. The series brings the best minds in ophthalmology and vision sciences in interaction with the faculty, fellows and trainees at LVPEI's three campuses (Hyderabad, Bhubaneswar and Visakhapatnam) through real-time videoconferencing. During the past year, we have been privileged to listen to lectures from, and hold discussions with, five eminent researchers and practitioners from across three continents.

Prof Harry Quigley, glaucoma clinician-scientist from John Hopkins University, Baltimore, USA, delivered the first of the Global Lecture Series, speaking on *Glaucoma management – whom to treat and the approach to medical therapy*. July 15, 2008, through video conference

Dr Terrence P O'Brien delivered the second lecture on *Antibiotic susceptibility – developed and developing nations*. September 2, 2008

Dr Eugene M Helveston, Director, Cyber Sight, ORBIS International, delivered the third lecture on *Strabismus: Some things you may not know*. October 17, 2008, through video conference (in picture)

Prof C Stephen Foster, Professor of Clinical Ophthalmology, Harvard Medical School, Boston, USA, spoke on *Anterior segment inflammatory diseases*. November 22, 2008, through video conference

Dr Brenda L Gallie, Professor, University of Toronto, Canada, delivered the fifth in the Global Lecture Series on *Retinoblastoma: From discovery to health*. February 26, 2009, through video conference

LVPEI, Hyderabad

Prof Vinod Pavarala, Dean, Sarojini Naidu School of Fine Arts, Performing Arts and Communications, University of Hyderabad, delivered a lecture on *Media globalisation and alternative media*. April 9, 2008

Mr Mazher Hussain, Executive Director, Coalition of Voluntary Agencies (COVA), spoke on *Indian foreign policy in the sub-continent: A people's perspective*. May 14, 2008

Ms R Akhileswari, senior correspondent, The Deccan Herald, Bengaluru, delivered a lecture on *The media under attack*. June 11, 2008

Dr M Srinivasan, Director and Head of Cornea Services at the Aravind Eye Care System, Madurai, and President, Eye Bank Association of India, delivered the *Late Pushkarlalji Tibrewala Public Lecture 2008*. He spoke on *Eye banking in India: Problems and solutions*. August 25, 2008

Prof Sheela Prasad, Head, Centre of Regional Studies, University of Hyderabad, delivered a talk on *Reflections on population policy*. September 10, 2008

Prof Arthur Ho, Chief Scientific Officer, Vision CRC, Sydney, Australia, delivered a talk on *Accommodation – when will we get enough?* September 16, 2008

Dr L Vijaya, from Sankara Nethralaya, Chennai, delivered the *Dr Rustom D Ranji Rotary Award and Lecture on From population to people – ophthalmic research and your eye*. September 18, 2008

Prof J M Parel, Research Associate Professor, Department of Ophthalmology, Bascom Palmer Eye Institute, University of Miami School of Medicine, Miami, Florida, USA, delivered a guest lecture on *Four decades of ophthalmic product development*. September 22, 2008

Visiting Professorship Program

This year LVPEI initiated a 'Visiting Professorship Program', with two distinguished professors spending time at the Institute. Professor William Bourne from the world renowned Mayo Clinic, Rochester, USA, was here for 4 weeks. He gave a series of lectures and also had significant interaction with our faculty with an interest in corneal problems.

During his 8 months' stay, Professor Robert J Biggar, Senior Investigator, National Cancer Institute, National Institutes of Health, USA, worked in areas such as cancer biology, interacting with scientists and graduating students. He also ran a workshop on scientific writing.

Dr Lingam Gopal, Chairman, Sankara Nethralaya, Chennai, delivered the 12th *Dr C Syamala Bhaskaran Endowment Lecture on Retinopathy of prematurity – medical and social aspects*. October 7, 2008

Dr Ram Manohar Reddy, Editor of political commentary, Economic & Political Weekly, delivered a lecture on *The current global financial crisis*. October 8, 2008

Dr Robert J Biggar, Senior Investigator, National Cancer Institute, National Institutes of Health, USA, spoke on *Cancers with persons with HIV/AIDS: An epidemiologist's approach*. November 12, 2008

Mrs Lalitha Raghuram, India Country Director, Operation Eyesight Universal, spoke on *The politics and practice of organ donation: What we need to know*. December 10, 2008

Dr Padmaja Kumari Rani, Consultant, Shri Bhagwan Mahavir Vitreoretinal Services, Sankara Nethralaya, Chennai, delivered a lecture on *Diabetic retinopathy*. December 13, 2008

Dr Robert J Biggar, Senior Investigator, National Cancer Institute, National Institutes of Health, USA, spoke on *Getting published – the politics and practice of scientific writing*. January 8, 2009

Dr Lea Hyvärinen, pediatric ophthalmologist, Helsinki, Finland, spoke on *Structure of assessment of visual functioning for early intervention, rehabilitation and special education*. January 16, 2009

Dr Earl Smith, Dean, University of Houston College of Optometry, Houston, Texas, USA, spoke on *Emmetropisation in myopia*. January 17, 2009

Prof Kavin Naidoo, Director of Global Programmes, International Centre for Eyecare Education, and Regional Chair, IAPB, Africa, spoke on *Global magnitude of refractive errors*. January 17, 2009

Dr K V Chalam, Chairman and Tenured Professor, Department of Ophthalmology, University of Florida College of Medicine, Florida, USA, spoke on *High definition OCT in retinal diseases*. January 24, 2009

Dr Manish Ahuja, Residency Program Director and Director of Research, Cook Country Hospital, Chicago, USA, delivered a talk on *Anti VEGF treatments in diabetic retinopathy*. February 6, 2009

Mr Robert Terry, Chairman, Contact Lens Society of Australia, Sydney, Australia, delivered a talk on *Orthokeratology*. February 14, 2009

LVPEI, Bhubaneswar



Dr Bikash R Pattnaik, Kellogg Eye Center, University of Michigan, USA, delivered two lectures on *ERG abnormality and Visual patho-physiology and Ion channel in epithelial transport*. April 11 and 12, 2008

Prof Pran N Nagpal, Retina Foundation, Ahmedabad, delivered a lecture on *Diabetic retinopathy*. October 21, 2008

Prof Steven E Feldon, Director, University of Rochester Eye Institute, Rochester, New York, USA, delivered a lecture on *Thyroid eye disease*. January 13, 2009

Dr Ken K Nischal, FRC Ophth, Great Ormond Street Hospital for Children, London, delivered a lecture on *Comprehensive management of congenital corneal opacity*. January 14, 2009

LVPEI, Visakhapatnam

Prof Steven E Feldon (in picture, right) Director, University of Rochester Eye Institute, Rochester, New York, USA, spoke on *Optic disc anomalies*. January 19, 2009. The lecture was beamed to Hyderabad and Bhubaneswar campuses through videoconferencing.



Prof Susanne Binder, Department of Ophthalmology, Rudolf Foundation Clinic, Vienna, Austria, delivered a lecture on *OCT in retinal disease*. January 20, 2009 (pic 1)

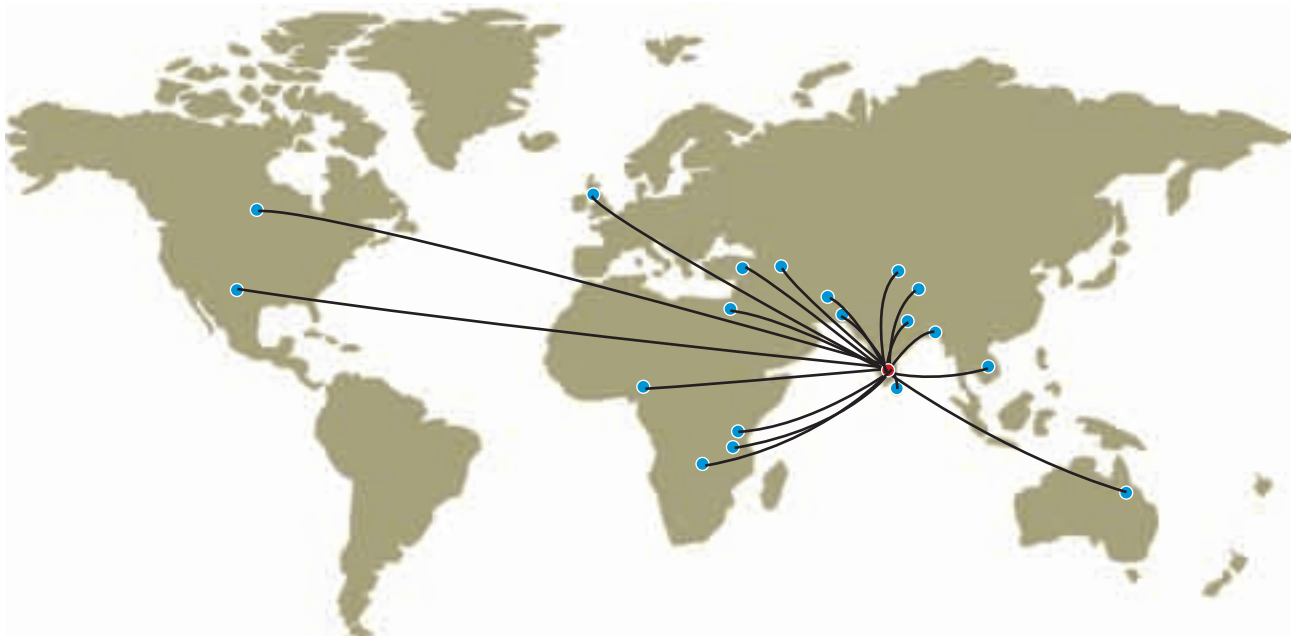
Prof William Bourne, Mayo Foundation for Medical Education and Research, Rochester, USA, delivered a lecture on *The effect of PRK and LASIK on cells, nerve and light scatter on cornea*. January 21, 2009 (pic 2)

Prof Jacob Pee'r, Hadassah Medical Organization, Jerusalem, Israel, delivered a lecture on *Intraocular lymphoma*. January 27, 2009 (pic 3)

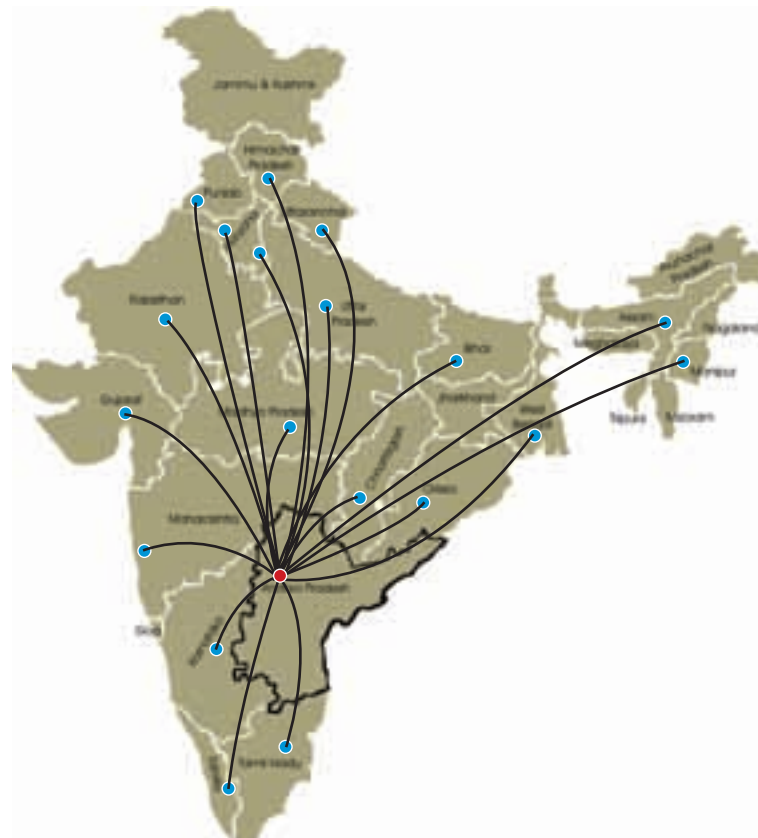




Training Programs



Trainees continue to come from across India and other parts of the world to L V Prasad Eye Institute's Education Centre for a variety of training needs ranging from specialized surgical techniques to ophthalmic nursing assistance. This year we had participants from Afghanistan, Australia, Azerbaijan, Bangladesh, Canada, China, Ethiopia, Iraq, Israel, Jordan, Kenya, Mongolia, Nepal, Nigeria, Sri Lanka, United Kingdom, United States of America, Vietnam and Zambia.



Ophthalmology Training Programs

Cornea & Anterior Segment

24 months

Dr Pham Nguyen Huan	Ho Chi Minh City, Vietnam
Dr Sayan Basu	Kolkata, West Bengal
Dr Swapnali Sabhapandit	Guwahati, Assam
Dr Vishram A Sangit	Thane, Maharashtra
Dr Madhusmita Das	Rourkela, Orissa
Dr Anurag Mathur	Sikar, Rajasthan

3 months

Dr Jamil Hasnov	Dhaka, Bangladesh
Dr Rajeeb Alam	Dhaka, Bangladesh
Dr Abdul Quader	Dhaka, Bangladesh
Dr Krishna Kishor	Florida, USA
Dr Devi Iswarya Das	Cuttack, Orissa

Glaucoma

24 months

Dr Amer Muhsen	Jerusalem, Isreal
Dr Syed Hussain Naqvi	Hyderabad, Andhra Pradesh
Dr Daisy Pathania	Kota, Rajasthan

3 months

Dr Lin Siyong	Tianjin, China
Dr Arpita Reddy	Hyderabad, Andhra Pradesh
Dr Anil Kumar	Hyderabad, Andhra Pradesh
Dr Charushila Pawar	Hyderabad, Andhra Pradesh

Retina Vitreous

36 months

Dr Divya Balakrishnan	Chalaky, Kerala
-----------------------	-----------------

24 months

Dr Zarifa Zeynalova	Baku, Azerbaijan
Dr Mauricio Caraza Stoumen	Jerusalem, Israel
Dr Kapil Bhatia	Fatehabad, Haryana
Dr Kumar Sambhav	New Delhi
Dr Atul Kumar Sahu	Jhansi, Uttar Pradesh

3 months

Dr Sun Wei	Yunnan, China
Dr Abdul Hannah Miah	Dhaka, Bangladesh
Dr Jasmin Ahmad	Chittagong, Bangladesh
Dr Boniface Ikenna Eze	Enugu, Nigeria
Dr Jayanta Kuila	Kolkata, West Bengal

Comprehensive Ophthalmology

36 months

Dr Bhavin S Shah	Vadodara, Gujarat	Dr B Venu Gopal Reddy	Hyderabad, Andhra Pradesh
Dr Arvind Roy	Kolkata, West Bengal	Dr Shaista Parveen	Hyderabad, Andhra Pradesh
Dr Vaibhav Mittal	Visakhapatnam, Andhra Pradesh	Dr Padmavathi Hingolekar	Hyderabad, Andhra Pradesh
Dr Manav Khera	Visakhapatnam, Andhra Pradesh		

Pediatric Ophthalmology

24 months

Dr Debajit Roy	Kolkata, West Bengal
Dr Amit Gupta	Chandigarh

3 months

Dr Hasan Abdulmair	Baghdad, Iraq
Dr Chen Xiaoling	Inner Mongolia, China
Dr Snehal Thakre	Aurangabad, Maharashtra
Dr Niranjana K Pehera	Kochi, Kerala

Ophthalmic Plastic Surgery, Orbit & Ocular Oncology

24 months

Dr Md Javed Ali	Hyderabad, Andhra Pradesh
Dr Manju Meena	New Delhi

3 months

Dr Foluso Oluyemi	Kwara State, Nigeria
Dr Naimatullah Shams	Kabul, Afghanistan
Dr Nguyen Thi Thu Ha	Danang, Vietnam
Dr Shruti Tara	Palakkad, Kerala

DNB (Ophthalmology)

Primary

Dr Ratnesh Sharma	Bharatpur, Rajasthan
Dr Neha Bharti	New Delhi

Secondary

Dr Rajyalakshmi R	Hyderabad, Andhra Pradesh
Dr Ujwala Hansaraj Baheti	New Delhi

Manual Small Incision Cataract Surgery (2 months)

Dr Saurabh Mundhada	Madhya Pradesh
Dr Neelu Agrawal	Bhopal, Madhya Pradesh
Dr Archana Goel	Gwalior, Madhya Pradesh
Dr Chandana Kakati	Guwahati, Assam
Dr Divya Bhatt	Karnal, Haryana
Dr Diwakar Bhatnagar	Karnal, Haryana
Dr Gulbir Singh Rekhi	Jaipur, Rajasthan
Dr Anjali Singh	Sitapur, Uttar Pradesh

Dr Shyamal K Saha	Jaipur, West Bengal
Dr Shubhangi Deshmukh	Belgaum, Karnataka
Dr Neelam Jauhari	Hyderabad, Andhra Pradesh
Dr Vani	Karimnagar, Andhra Pradesh
Dr K Jyothi	Vemagiri, Andhra Pradesh
Dr Naveen Y	Hyderabad, Andhra Pradesh
Dr Brijesh Singh	Hoshiarpur, Punjab



Phacoemulsification (1 month)

Dr K Madhavilatha	Hyderabad, Andhra Pradesh	Dr D Ravi Kumar	Siddipet, Andhra Pradesh
Dr D Aparna	Hyderabad, Andhra Pradesh	Dr Aparna Gaikwad	Nagpur, Maharashtra
Dr Parveen Khulsum	Hyderabad, Andhra Pradesh	Dr Shivani Sule	Nagpur, Maharashtra
Dr Rasna Sharma	Hyderabad, Andhra Pradesh	Dr Shobha Kyal Singhal	Jaipur, Rajasthan
Dr Namita Dave	Hyderabad, Andhra Pradesh	Dr Raminder Bir Singh	Anandpur Sahib, Punjab
Dr Sreejith	Markapuram, Andhra Pradesh	Dr Ali Salman	Rochester, USA

Retina Laser (1 month)

Dr Tian Liu	China	Dr Suvidha Mahar Bora	Bareilly, Uttar Pradesh
Dr Chen Feng	China	Dr Perwez Khan	Kanpur, Uttar Pradesh
Dr Mugdha Ranade	Mumbai, Maharashtra	Dr Farhat Abrar	Aligarh, Uttar Pradesh
Dr Debapriya Das	Pune, Maharashtra	Dr Anjum Medhi	Guwahati, Assam
Dr Shaifali Singla	New Delhi	Dr S Geetha	Bangalore, Karnataka
Dr Sulochana	Karamchedu, Andhra Pradesh		

Retinopathy of Prematurity (1 month)

Dr Chen Feng	China	Dr Debapriya Das	Pune, Maharashtra
Dr Tian Liu	China	Dr Raeba Mathewa	Thiruvananthapuram, Kerala

Visual Electrophysiology (1 month)

Dr Sarbani Hazra	Kolkata, West Bengal
------------------	----------------------

LVP – Zeiss Basic Course in Ophthalmic Diagnostics (1 month)

Dr A Sireesha	Columbus, USA	Dr Ulka A Mirajkar	Hyderabad, Andhra Pradesh
Dr Samir Mahapatra	Bhubaneswar, Orissa	Dr Deepa D Kandhare	Hyderabad, Andhra Pradesh
Dr C K Deepa	Berhampur, Orissa	Dr Kadveragu S Vasudev	Hyderabad, Andhra Pradesh
Dr Smruti Mishra	Berhampur, Orissa	Dr Sameena Kauser	Hyderabad, Andhra Pradesh
Dr Viswanth	Berhampur, Orissa	Dr Praneetha Mathsyaraja	Hyderabad, Andhra Pradesh
Dr Saroja Sekhar Rath	Berhampur, Orissa	Dr B Venu Gopal Reddy	Secunderabad, Andhra Pradesh
Dr Ankita Sengar	Berhampur, Orissa	Dr Madhu Uddaraju	Bhimavaram, Andhra Pradesh
Dr Debasish Parida	Berhampur, Orissa	Dr Sreelata V	Warangal, Andhra Pradesh
Dr Sahasransu Prusty	Berhampur, Orissa	Dr K Jyothi	Vemagairi, Andhra Pradesh
Dr Rinku Das	Cuttack, Orissa	Dr Arundhati Tamuli	Dibrugarh, Assam
Dr Ashok Kumar Upadhyay	Cuttack, Orissa	Dr Bhumika Deb	Guwahati, Assam
Dr Sonali Tripathy	Cuttack, Orissa	Dr Pekila Lama	Guwahati, Assam
Dr Arunima Chakraborty	Cuttack, Orissa	Dr Shrabani Kalita	Guwahati, Assam
Ms Mamta Samal	Cuttack, Orissa	Dr Subhajit Das	Guwahati, Assam
Dr Sandip Kumar Sahu	Cuttack, Orissa	Dr Sourav Ghosh	Guwahati, Assam
Dr Bijnya Birajita Panda	Cuttack, Orissa	Dr Bijit Borah	Guwahati, Assam
Dr Avik Kumar Roy	Cuttack, Orissa	Dr Kishore Paul	Guwahati, Assam
Dr Shikha Dhawan	Varanasi, Uttar Pradesh	Dr Raju Das	Guwahati, Assam
Dr Sunil Kumar Nigam	Allahabad, Uttar Pradesh	Dr Ankita Maheshwari	Mumbai, Maharashtra
Dr Abhishek Agarwal	Meerut, Uttar Pradesh	Dr Manasi Gadbole	Pune, Maharashtra
Dr Pallavi Agarwal	Meerut, Uttar Pradesh	Dr Ajay Kumar Gupta	Wardha, Maharashtra
Dr Madhulika	Meerut, Uttar Pradesh	Dr Chaya Devi HJ	Bijapur, Karnataka
Dr Varsha Varshney	Meerut, Uttar Pradesh	Dr Pooja Kishor	Tumkur, Karnataka
Dr Arun Kumar Gupta	Meerut, Uttar Pradesh	Dr Ayush Singhal	Belgaum, Karnataka
Dr Unaiza Sultana	Lucknow, Uttar Pradesh	Dr Praveen Pare	Puttur, Karnataka
Dr Manpreet Singh Sekhon	Dehradun, Uttarakhand	Dr Nitish Mahajan	Indore, Madhya Pradesh
Dr Shweta Choudhary	Dharbanga, Bihar	Dr Abhishek Bansal	Dehradun, Uttarakhand
Dr Kanhiah Agrawal	Darbhangha, Bihar	Dr Deepa Ajit Kumar	Bhilai, Chattisgarh
Dr Warkad V Uttamrao	Darbhangha, Bihar	Dr Biswajit Dey	Kolkata, West Bengal
Dr Praveen K Sharma	Patna, Bihar		

Medical Elective

Dr George Heriot	Melbourne, Australia
------------------	----------------------

Preceptorship

1 month

Ms Angelica LY	Sydney, Australia
Ms Gladys Fung	Sydney, Australia
Mr Joshua Clark	Sydney, Australia

3 weeks

Mr Alistair Bruce	Melbourne, Australia
Mr Aaron Martin	Melbourne, Australia
Mr Martin Grymel	Melbourne, Australia
Ms Bao Nguyen	Melbourne, Australia

Dr Kunjal Sejal
 Dr Anuradha Rathod
 Dr RK Chaurasia
 Dr Vinod K Aggarwal
 Dr Vishal S Kakhandhi
 Dr Abhishek Dagar
 Dr Aziza Yasmeen
 Dr Santana Sarmah
 Dr Venugopal S Reddy
 Dr Leila Mohan
 Mr Pritam C Nagmare
 Dr K Rama Devi
 Dr N Ezhilvathani Ganapathi
 Dr Kanhaiya Lal Agarwal
 Dr Sanjeev Kumar Gupta
 Dr Vivekanand U Warkad
 Dr Partho Bakshi
 Dr Reena Sethi
 Ms Hiba Ahmed
 Ms Claire Spellman
 Dr Jessica Prasad Rao
 Dr Jenny Boone
 Mr Akash Peri
 Ms Sujitha Sivarajah
 Ms Reema Chandarana
 Ms Serena Jandoo
 Ms Shivaru Kenth
 Ms Kirti Solanky
 Ms Misha Nakum
 Ms Amrita Soor
 Mr Vinod
 Dr U Madhu
 Mr R S Wankreale
 Mr Anuj Kumar
 Dr Surbhi Joshi
 Ms Veena Sri
 Dr Cameron McLintock
 Dr Areej R Somkuwar
 Dr Zarggiba Ganudui
 Mr R Srikanth
 Mr M Sreenu
 Mr Aasdev Nishad
 Mr Ch Jagannatha Rao

Observership

Mumbai, Maharashtra
 Pune, Maharashtra
 Lucknow, Uttar Pradesh
 New Delhi
 Belgaum, Karnataka
 New Delhi
 Hyderabad, Andhra Pradesh
 Guwahati, Assam
 Hyderabad, Andhra Pradesh
 Kozhikode, Kerala
 Pune, Maharashtra
 Bangalore, Karnataka
 Chettikulam, Puducherry
 Darbhanga, Bihar
 Darbhanga, Bihar
 Darbhanga, Bihar
 Barrackpore, Kolkata
 New Delhi
 Omaha, Nebraska, USA
 Omaha, Nebraska, USA
 Hyderabad, Andhra Pradesh
 Cardiff University, United Kingdom
 Vancouver, Canada
 Aston University, United Kingdom
 Aston University, United Kingdom
 Aston University, United Kingdom
 Aston University, United Kingdom
 Aston University, United Kingdom
 Aston University, United Kingdom
 Aston University, United Kingdom
 Coimbatore, Tamil Nadu
 Bhimavaram, Andhra Pradesh
 Miraj, Maharashtra
 Moradabad, Uttar Pradesh
 Tajpura, Punjab
 Hyderabad, Andhra Pradesh
 Sunnybank Hills, Australia
 Karak, Jordan
 Kabul, Afghanistan
 New Delhi
 Narketpally, Andhra Pradesh
 Raipur, Chattisgarh
 Srikakulam, Andhra Pradesh

Cornea
 Cornea
 Cornea (3 months)
 Retina
 Retina
 Glaucoma
 Glaucoma
 Glaucoma
 Glaucoma
 Congenital Glaucoma
 Pediatric Glaucoma
 Ophthalmic Plastics
 Ophthalmic Plastics
 Ophthalmic Plastics
 Ophthalmic Plastics
 Ophthalmic Plastics
 Ophthalmic Plastics
 Ophthalmic Plastics
 Summer Observer
 Summer Observer
 Pediatric Ophthalmology
 Medical Elective
 Medical Education
 Optometry
 Optometry
 Optometry
 Optometry
 Optometry
 Optometry
 Optometry
 Optometry
 Eye Bank
 Clinical Observorship
 Outreach Program
 Bio-medical
 Oculoplasty
 Contact Lens



Optometry Training Programs

Bachelor of Science in Optometry (August 2008)

Ms Sunaina Mary Alex	Bangalore, Karnataka	Mr Marellapudi Ajay	Hyderabad, Andhra Pradesh
Ms Anaparthi Anusha	Kakinada, Andhra Pradesh	Ms Viqar Unnisa Begum	Hyderabad, Andhra Pradesh
Mr Pullaiah Gudimi	Kadapa, Andhra Pradesh	Mr G Bichappa	Hyderabad, Andhra Pradesh
Mr Shaik Mohammed Irfan	Kurnool, Andhra Pradesh	Mr Avula Giridhar	Hyderabad, Andhra Pradesh
Ms Nagamodi Jayalaxmi	Nizamabad, Andhra Pradesh	Ms D Gouthami	Hyderabad, Andhra Pradesh
Mr Shankar K	Mahabubnagar, Andhra Pradesh	Ms Jennifer Jayaraj	Hyderabad, Andhra Pradesh
Mr Bandela Praveen Kumar	Yadagiri Gutta, Andhra Pradesh	Mr Nilgiri Vinay Kumar	Hyderabad, Andhra Pradesh
Mr G Utham	Adilabad, Andhra Pradesh	Ms Medam Manjusha	Hyderabad, Andhra Pradesh
Ms Manjusha Dharavath	Nalgonda, Andhra Pradesh	Ms Sai Sathya Nandyala	Hyderabad, Andhra Pradesh
Mr Ravi Kumar Duguntla	Nalgonda, Andhra Pradesh	Ms Peguda Rajini	Hyderabad, Andhra Pradesh
Mr Y V Priyajanaka Jayarathna	Sri Lanka	Ms Pottipocharla Sravani	Hyderabad, Andhra Pradesh
Mr D G S Kelum Tissa Kumara	Sri Lanka	Mr Mohammed Salmanuddin	Hyderabad, Andhra Pradesh
Ms M M M Samanmali Malavita	Sri Lanka	Mr Syed Waheeduddin	Hyderabad, Andhra Pradesh

Fellowship in Optometry 13 months

Mr Santanu Jana	Midnapur, West Bengal	Ms Pallavi A Agarkar	Mumbai, Maharashtra
Mr Kingshuk Biswas	Nadia, West Bengal	Ms Bhavna D Dedhia	Mumbai, Maharashtra
Mr SK MD Ferdaws	Hoogly, West Bengal	Ms Shabnam Y Chhatrisa	Mumbai, Maharashtra
Ms Pamela Ghosh	Hoogly, West Bengal	Ms Madhulata Umesh	Thane, Maharashtra
Mr Aritra Nayak	Kolkata, West Bengal	Ms Aditi S Joshi	Sangli, Maharashtra
Mr Preetam Kumar	Kolkata, West Bengal	Ms Smriti Prakash	New Delhi
Mr Santanu Ray	Parganas, West Bengal	Ms Divya PV	Angamaly, Kerala
Mr Saurabh Ghosh	Nadia, West Bengal	Ms Rose Antony T	Ernakulam, Kerala
Mr Samit Kundu	Malda, West Bengal	Mr Arun MR	Thrissur, Kerala
Ms Bhaktiprada Sahoo	Kolkata, West Bengal		
Ms Mahasweta Chowdhury	Kolkata, West Bengal	Mr Saurabh Sharma	Mathura, Uttar Pradesh
Ms Rajasudha VP	Arakkonam, Tamil Nadu	Mr Akassh Deep Rastogi	Shahjahanpur, Uttar Pradesh
Ms G Bhuvanewari	Tiruchurapalli, Tamil Nadu	Mr R Senthil Murugan	Chennai, Tamil Nadu
Ms Alphonsa Sheril CK	Coimbatore, Tamil Nadu		

External Interns

In the academic year 2007 – 2008 we had for the first time in the history of LVPEI / BLSO optometry interns from other colleges. Two students from BVP/Pune joined us in the academic year 2008–2009 and we had 19 external interns from various colleges.

School of Optometry, Bharati Vidhyapeeth University, Pune, Maharashtra

Mr Abhik Bandyopadhyay	Hooghly, West Bengal
Mr Japin Padmanabhan Charan	Ratnagiri, Maharashtra
Ms Neena Das	Kottayam, Kerala
Ms Moupali Ganguly	Kolkata, West Bengal
Mr Bhawesh Kumar Joshi	Ahmadabad, Gujarat
Ms Priyanka Kanaskar	Jhansi, Uttar Pradesh
Mr Thukaram Kumbhar	Rangareddy, Andhra Pradesh
Ms G Vindhya Rani	Hyderabad, Andhra Pradesh
Mr Rajendra Madhusudan Roy	Dhule, Maharashtra
Mr Ramkrishna P Salunke	Pune, Maharashtra
Mr Pankaj Verma	Lucknow, Uttar Pradesh

Manipal College of Allied Health Sciences, Karnataka

Ms Priya Gupta	Manipal, Karnataka
Ms Priyanka	Manipal, Karnataka
Mr Syed Abbas Rizvi	Manipal, Karnataka
Ms Tejpal Kaur Sohal	Manipal, Karnataka
Ms Archana V	Udupi, Karnataka

Padmashree Dr D Y Patil Institute of Optometry and Visual Sciences, Pune, Maharashtra

Ms Kshetrimayum Ashakiran Devi	Imphal, Manipur
Mr Vijay Kumar	Patna, Bihar
Mr Raj Kumar	Hathras, Uttar Pradesh

Other Eye Care Professional Training Programs

Diploma in Community Eye Health – 2009 (6 months)

Mr Bir Singh Dhama	Geta Eye Hospital, Dhangadhi, Kailali, Nepal
Ms Meenakshi Chundawat	Alakh Nayan Mandir Eye Institute, Udaipur, Rajasthan
Mr Praveen Kumar B	Nawabpet, Ranga Reddy, Andhra Pradesh
Mr Venkateshwarlu Badini	Varkatpally, Nalgonda, Andhra Pradesh
Mr Srinivas Inumarthi	Pamarru, East Godavari, Andhra Pradesh
Mr Kamalakar Kukunuru	Hyderabad, Andhra Pradesh
Mr Laxmi Narayana Murthy Landa	Vizianagaram, Andhra Pradesh
Mr Guruswamy Pentapati	Chagallu, West Godavari, Andhra Pradesh
Mr Srinivasa Rao Tirumareddi	Mamidipalli, Vizianagaram, Andhra Pradesh

Low Vision and Rehabilitation (3 months)

Dr Awa Joy	Abia State, Nigeria	Dr Pushpalatha Chaturvedi	Sheikh Sarai, New Delhi
Dr Ogbonna	Abia State, Nigeria	Ms Archana Tripathi	Bhopal, Madhya Pradesh
Ms Gurpreet Kaur	Chandigarh	Mr Vaibhav More	Panvel, Maharashtra
Ms D Lakshmi	Visakhapatnam, Andhra Pradesh	Ms Silaba Zimba Mundambo	Lusaka, Zambia (1 year)

Eye Bank Technicians (3 months)

Mr Mukesh Kumar Singh	Bhairahawa, Nepal	Mr B Madhusudhana Reddy	Kadapa, Andhra Pradesh
Ms Baterdene Batmunkh	Clinical Hospital, Mangolia	Mr P Jagdeeshwara Rao	Kakinada, Andhra Pradesh
Mr Rishabh Dev Singh	Jaipur, Rajasthan	Mr T Raju	Hyderabad, Andhra Pradesh
Mr Sukhvinder Singh	Sri Ganganagar, Rajasthan	Mr Kumar Nath	Kurnool, Andhra Pradesh
Mr Navneet Sharma	Jabalpur, Madhya Pradesh	Mr M Sreenu	Nalgonda, Andhra Pradesh
Mr K Kishore	Yanam, Puducherry	Mr Ch Jagannadh Rao	Srikakulam, Andhra Pradesh
Mr Rakesh Kumar	Moradabad, Uttar Pradesh	Mr Aasdev Nishad	Raipur, Chattisgarh

Eye Donation Counsellors (1 month)

Mr Vijaya Karki	Bhairahawa, Nepal	Mr Preetam Singh Waghmare	Pune, Maharashtra
Ms Liya Tikabo	Ethiopia	Ms Jayantee Sahoo	Bhubaneswar, Orissa
Mr B Srinivas	Yanam, Puducherry		

Eye Bank Managers (1 week)

Mr S V G Subrahmaniam	Chennai, Tamil Nadu	Mr Ghanshyam Pandey	Neemuch, Madhya Pradesh
Mr Vinoth	Coimbatore, Tamil Nadu	Mr S N Dixit	Neemuch, Madhya Pradesh
Mr Rakesh Khatri	Bharatpur, Rajasthan	Mr Muhammed Kunhi	Kerala

Eye Bank Observers (Ophthalmologists) (1 week)

Dr Vamshidhar Maramganty	Salem, Tamilnadu	Dr Hasanov Jamil Vagif	Hyderabad, Andhra Pradesh
Dr Shirish Shirsath	Ahmednagar, Gujarat	Dr Vishal M Shah	Hyderabad, Andhra Pradesh
Dr Rakesh Gupta	Bharatpur, Rajasthan		

Reliance – Vision Express

Mr Lokesh B S	Ms Vandana Soni
Ms Karthika	Ms Priyanka Jaiswar
Ms Latha	Ms Nagma Kazi Khadare
Ms Usha	Ms Namrata Singh
Mr Rangaswamy	Mr Masoom Hassan
Mr Raghunath	Mr Rohit Konde
Mr Micheal	Mr Sanjib Laha
Mr Rau	Mr Rakesh Kumar Verma

Optometry Interns

Ms Soma Rao	Kolkata, West Bengal	Ms Purbasha Roy	Kolkata, West Bengal
Ms Kanika Saha	Kolkata, West Bengal	Mr Raju Kumar	Kolkata, West Bengal

Patient Care Facilitator

Mrs K Ramani	Visakhapatnam, Andhra Pradesh
--------------	-------------------------------



Vision Technicians

Andhra Pradesh

Visakhapatnam – LVPEI

Ms N Dharani
Mr DSV Ram Kumar
Mr P Bhima Shankaram
Ms Yamuna
Ms KV Nagalatha
Mr A Durgaprasad
Mr E Vishnu

Mudhol – ICARE

Ms Harzare Devika
Ms P Sabitha

Markapuram – ICARE

Mr S K Khadar Bahsa
Mr Ganji Mallaiah
Mr N Ranganjaneyulu

Yacharam – ICARE

Mr V Nagaraju

Thudukoorthy – ICARE

Mr M D Atheq Ahamed
Mr P Jagathaiah
Ms B Kalyani
Mr K Naveen Kumar
Mr M D Maqbul Pasha
Mr S Thirupathaiah

Hyderabad – Lions Hospital

Ms R Vijaya Lakshmi

Karamchedu – ICARE

Mr Anil Kumar

Guntur – ICARE

Mr I Rajesh Kumar
Mr D Nani

Adilabad – ICARE

Mr Sreenu Kumar
Mr Pundalik
Mr Y Dinesh
Mr K Ramarao
Mr E Santosh

Prakasam – ICARE

Mr K Chandrashekar
Mr Anil Kumar
Mr N Ranjit Kumar
Mr B Chinna Masthan

Mr D Srinivasulu
Mr V Suresh
Ms G Vinetha

Mahabubnagar – ICARE

Mr K Ramsunder Goud
Ms K Vijaya

Nellore – ICARE

Mr K Mastan Babu

Madanapally – ICARE

Ms Lakshmi Devi

Nidadavole – RRLEH

Ms M Naga Janaki
Ms Monica Seles V
Mr G Vijay

Orissa

Grace Vision Foundation

Ms Kusumanjali Pradhan

Vision India Foundation

Ms Bijayalaxmi Sahoo

Bhubaneswar – LVPEI

Mr Debananda Padhy
Mr Krushna Gopal Panda
Mr Prabhat Ranjan
Mr Prakash Kumar Sahoo

West Bengal

Siligiri Greater Lions Eye Hospital

Mr Lokesh Tamang

Moradabad, Uttar Pradesh

Ms Goldy Singh
Mr Ritesh Vishwakarma
Mr Swayamber Singh
Ms Huma Naaz
Mr Kushal Pal Singh

SSI, Rajasthan

Mr Rawal Singh

Gujarat – OEU

Mr Jayesh Yushrnt Khurukute
Mr Brijesh Mahala
Mr Jayesh
Mr V Kilas

Kerala – OEU

Mr Tintu P B
Mr Sanju Sebastiaan

Maharashtra

Mumbai – OEU

Ms Ashwini

Cameroon

APDM Association

Mr Mekountchou Ornella
Ms Daisy

Diploma in Ophthalmic Techniques Program

Mahabubnagar, Andhra Pradesh

Mr C Raghava Chary
Mr K Ashwin Kumar Goud
Ms N Helamatha
Mr G Krishnaiah
Mr Ugandhar Reddy R
Ms Shahin
Ms G Sunitha

Adilabad, Andhra Pradesh

Mr K Akshay Kumar
Mr S Narsaiah
Mr A OmPrakash
Mr P Prabhakar
Mr H Prashant
Mr Venkata Ramanaih S
Mr Bojja Ramesh
Mr R Sainath
Mr Sainath Tatiwar

West Godavari, Andhra Pradesh

Mr Mandha Prem Kumar

Hyderabad, Andhra Pradesh

Ms Sana Sreevani

Prakasam, Andhra Pradesh

Mr Venkateshwara Rao M
Mr M Sitaramanjaneyulu

Support Staff

12 months

Ms Hiranmayee Roul

Ms K Olamma
Mr Gantana Srinu
Ms Parveen Sultana
Ms Ramya Krishna
Ms Shiva Reddy Peta Varsha
Ms Shiva Reddy Peta Sirisha
Ms Sravanthi
Ms L Asha
Ms T Gayathri
Ms Pushpa Latha
Ms Santosh Kumari

Bhubaneswar, Orissa

6 months

Kurnool, Andhra Pradesh
Vizianagaram, Andhra Pradesh
Hyderabad, Andhra Pradesh
Hyderabad, Andhra Pradesh
Hyderabad, Andhra Pradesh
Hyderabad, Andhra Pradesh
Srikakulam, Andhra Pradesh
Srikakulam, Andhra Pradesh
Bobbili, Andhra Pradesh
Srikakulam, Andhra Pradesh
Srikakulam, Andhra Pradesh

Mr A Nookaraju
Mr Sanjeev Rao
Mr G Abinandan
Mr Shiva
Ms Anjamma
Mr Prabhudatta Naik
Ms Mamata Barik
Mr Sandeep Pal
Mr Subham Ku. Pal
Mr Amit Kumar Giri

Visakhapatnam, Andhra Pradesh
Adilabad, Andhra Pradesh
Adilabad, Andhra Pradesh
Markapuram, Andhra Pradesh
Mahabubnagar, Andhra Pradesh
Bhubaneswar, Orissa
Bhubaneswar, Orissa
Bhubaneswar, Orissa
Bhubaneswar, Orissa
Bhubaneswar, Orissa

ICARE – International Centre for Advancement of Rural Eye care; RRLEH – Ranga Reddy Lions Eye Hospital; OEU – Operation Eyesight Universal

Hospital Team Training Programs

Chaddami Lal Jagdish Saran Charitable Trust, Moradabad, Uttar Pradesh (3 months)

Mr Shakeel Ahmad	Patient Counselor	Mr Anuj Kumar	Bio-Medical & Maintenance
Mr Navneet Chauhan	Patient Counselor	Mr Satvir Singh	Bio-Medical & Maintenance
Ms Swati Saxena	Patient Counselor	Mr Krishan Kant Tiwari	Medical Record Assistant
Ms Monika Saxena	Patient Counselor	Mr Sourabh Choudhary	Purchase & Stores Assistant
Mr Vineet Kumar	Information System Department		

Sudhakar & Sreekanth Ravi Eye Centre, Kandukuru, Prakasam district, Andhra Pradesh

Ms Srividya Kalichati	Patient Counselor	4 months
Mr Govindamma Mareddy	Ophthalmic Nurse	6 months

Ophthalmic Nursing Assistants

24 months

Ms P Sudha	Hyderabad, Andhra Pradesh
Ms N Anitha	Hyderabad, Andhra Pradesh
Ms Seetha Bai	Hyderabad, Andhra Pradesh
Ms Tirupathi Bai	Hyderabad, Andhra Pradesh
Ms Sarika Sirisha	Hyderabad, Andhra Pradesh
Ms Renuka	Mahabubnagar, Andhra Pradesh
Ms K Rohini	Kalvakurthy, Andhra Pradesh
Ms Anusha	Palakol, Andhra Pradesh
Ms Chinnari S	Visakhapatnam, Andhra Pradesh
Ms Tulasi Priyanka G	Visakhapatnam, Andhra Pradesh
Ms Rukmini Kumari T	Visakhapatnam, Andhra Pradesh
Ms Santha Kumari	Visakhapatnam, Andhra Pradesh
Ms Revathi Y	Visakhapatnam, Andhra Pradesh
Ms Annapoorna K	Visakhapatnam, Andhra Pradesh
Ms Jyothsna	Markapuram, Andhra Pradesh
Ms Bhagyamma	Markapuram, Andhra Pradesh
Ms Jyothi T	Markapuram, Andhra Pradesh
Ms Sugunamma P	Markapuram, Andhra Pradesh
Ms Sailendri Behera	Dhenkanal, Orissa
Ms Masum Mohanty	Bhubaneswar, Orissa
Ms Malati Lenka	Bhubaneswar, Orissa
Ms Priyambada Parida	Sukinda, Orissa

12 months

Ms T Rajyalakshmi	Visakhapatnam, Andhra Pradesh
Ms B Gowri	Visakhapatnam, Andhra Pradesh
Ms G Nandini	Markapuram, Andhra Pradesh
Ms T Anusha	Markapuram, Andhra Pradesh
Ms T Anusha	Palavancha, Andhra Pradesh
Ms Durga	Palavancha, Andhra Pradesh
Ms Divya Sree	Palavancha, Andhra Pradesh
Ms Rajini	Palavancha, Andhra Pradesh
Ms Krishna Kumari	Palavancha, Andhra Pradesh
Ms Sheela	Mudhole, Andhra Pradesh
Ms Pushpa Latha	Mudhole, Andhra Pradesh
Ms Anjum Sultana	Hyderabad, Andhra Pradesh
Ms Renuka	Hyderabad, Andhra Pradesh
Ms Krishna Veni	Hyderabad, Andhra Pradesh
Ms Jyothi Talupula	Inkollu, Andhra Pradesh
Ms Bharathi Kurapati	Epurupalem, Andhra Pradesh
Ms Manmeet Kaur	Moradabad, Uttar Pradesh
Ms Susan Yeolene John	Moradabad, Uttar Pradesh
Ms Charu Lamba	Moradabad, Uttar Pradesh
Ms Mona Bharti	Moradabad, Uttar Pradesh
Ms Mona Goud	Indore, Madhya Pradesh

3 months

Ms Barnali Maiti	Haldia, Uttar Pradesh	Ms Mariatersa Joseph	Pune, Maharashtra
Ms Manjula	Hyderabad, Andhra Pradesh	Ms Dhanushree Suresh	Miraj, Maharashtra

Patient Counsellors

Ms Mahiyen Pradhan	Haldia, Uttar Pradesh	Ms Padmini Sapkale	Pune, Maharashtra
Ms K Sreekanthi	Visakhapatnam, Andhra Pradesh	Ms Vidula S Nalawade	Miraj, Maharashtra

Institute of Health Management and Research, Jaipur, Rajasthan

Dr Sk. Fazlul Haque Krishnan	Intern. Public Health	3 months
------------------------------	-----------------------	----------

The Calcutta Medical Research Institute, Kolkata

Mr Tirthabas Ghosh	Pathology Technician	2 weeks
--------------------	----------------------	---------

Orientation workshop for Trainers for Vision Technician Course

Dr Sandeep Bhuttan	Dr Shroff's Charity Eye Hospital, New Delhi
Mr A K Singh	Dr Shroff's Charity Eye Hospital, New Delhi
Dr Abhishek B Dagar	Venu Eye Institute, New Delhi
Dr Abhas Sinha	Venu Eye Institute, New Delhi
Mr Balraj Kumar Singh	Sadguru Netra Chikitsalaya, Chitrakut
Mr Jay Narayan Kushwaha	Sadguru Netra Chikitsalaya, Chitrakut
Ms P Alees Mary	LAICO, Madurai
Ms K Rajeswari Prince	LAICO, Madurai



Community Eye Care & Community Based Rehabilitation

Bhosle Gopal Rao Patel Eye Centre, Mudhol, Adilabad district

Mr Gadadhala Sayanna	Puspur, Lokeshwaram	Coordinator
Ms Karuna Gaddam	Gangaramanda, Makloor	CEH Worker
Ms Neela Chatla	Navipet, Nizamabad	CEH Worker
Mr Sonkamble Babu Rao	Mudhol, Adilabad	CEH Worker
Mr Maggidi Sridhar	Puspur, Adilabad	CEH Worker
Mr Rahul Gunderao	Bijur, Bhainsa	CEH Worker
Mr Ashok Pingle	Bhainsa	CEH Worker

Kuchukulla Ramachandra Reddy Eye Centre, Thoodukurthy, Mahaboobnagar district

Mr Kothapally Raju	Indrakal, Nagarkurnool	Supervisor
Ms Toom Sunitha	Polepally, Bijinapally	CEH Worker
Mr Parashu Ramulu	Kavali, Nellore	CEH Worker
Ms Rajitha Kasoju	Lingala	CEH Worker
Ms Padma M	Amabakula, Kothakota	CEH Worker
Mr Komara Venkataiah	Vemacharla, Nagarkurnool	CEH Worker

Venkata Lakshmi Eye Centre, Karamchedu, Prakasam district

Mr Y Venkateswarlu	Vittal Nagar, Chirala	Supervisor
Ms Sarala Kumari Pallapau	Pallapagu, Inkollu	CEH Worker
Mr Srinivasa Rao G	Ravuripeta, Vetapalem	CEH Worker
Mr Charles Gali	Nagandla, Inkollu	CEH Worker
Mr Kranthi Kiran Kumar G	Naguluppalapadu	CEH Worker
Mr Prabhu Das Nadedla	GV Palem, Chirala	CEH Worker
Mr Ramesh Yedluri	Inkollu	CEH Worker

Seshanna Chennawar Eye Centre, Adilabad, Adilabad district

Mr Krishnamachary Erroju	Ichoda, Adilabad	Supervisor
Mr Nagu Ada	Shekuguda, Jainoor	CEH Worker
Mr Sagar Pawar	Venu Nagar, Utnoor	CEC Worker
Mr Mukkera Rakesh	Mandagada, Jainath	CEH Worker
Mr Ravi Penta	Dhannur, Boath	CEH Worker
Ms Suvarna Manne	Dwaraka, Dandepally	CEH Worker
Mr Santosh Meshram	Jainur, Adilabad	CEH Worker

Siloam Eye Centre, Madanapalle, Chittoor district

Mr D Anand	Madanapalle	Coordinator
------------	-------------	-------------

Swarna Bharat Eye Centre, Venkatachalam, Nellore district

Mr Chinniah Nalabalapu	Kasumuru, Venkatachalam	CEH Worker
Mr Rajesh Voosi	Dargamitta, Nellore	CEH Worker
Mr Venkaiah Kadiveti	Kasumuru, Venkatachalam	CEH Worker

Sudhakar & Sreekanth Ravi Eye Centre, Markapuram, Prakasam district

Mr Shaik Abdul Suhel Basha	H Dudem, Cumbum	Supervisor
Mr Shaik Hussain	Ardhaveedu	CEH Worker
Mr Patchavali Dudekula	Bestavaripeta	CEH Worker

LVPEI – VST Vision Screening Centre, Ramnagar, Hyderabad

Mr Surender Reddy Narra	Habsiguda, Tarnaka	CEH Worker
Mr Shanker Mamilla	Darga, Kismathpur	CEH Worker
Mr Veeru Matam	Shivarampally, Rajendranagar	CEH Worker

SCOJO Training of Trainers of Vision Entrepreneurs on Integrated Community Eye Care Hyderabad, Andhra Pradesh

Mr Ganjaeliya	Mr J Sudheer Kumar
Mr K Krishna	Mr D Sudhir Kumar
Mr S Raja Rao	Mr Ch Surya Prakash
Mr K V S Maruti Ram	Mr M Prasad Raj
Mr A Srinivasa Rao	Ms Anitha Gopalan
Mr Arunesh Singh	

Ophthalmic Instrument Maintenance Technicians (6 months)

Mr John Wanjohi Muthike	Nairobi, Kenya
Mr Joseph Rotich Barabara	Nairobi, Kenya

Diploma in Eye Health Management Course (12 months)

Mr Vijay Konduru	Guntur, Andhra Pradesh
Mr Bal Reddy Patlolla	Medak, Andhra Pradesh
Ms Sukanya Erapani	Hyderabad, Andhra Pradesh
Ms Pavithra Erapani	Hyderabad, Andhra Pradesh
Mr Shankarappa S	Mahabubnagar, Andhra Pradesh
Mr Hari Krishna Sadige	Adilabad, Andhra Pradesh
Mr Ayyappa Adapa	East Godavari, Andhra Pradesh
Ms Manemma Ellendula	Karimnagar, Andhra Pradesh

Paramedical Ophthalmic Assistants Refresher Course on Clinical Techniques

Supported by Andhra Pradesh Right to Sight Society

Mr Shiva Shankar Eeda	Mahabubnagar, Andhra Pradesh
Mr Siva Kumar Voleti Venkata	East Godavari, Andhra Pradesh
Mr Ajay Kumar Shilagani	Karimnagar, Andhra Pradesh
Mr Krishnaiah Veerabrahmmam	Ranga Reddy, Andhra Pradesh
Mr Narsimha Chary Veeravelli	Ranga Reddy, Andhra Pradesh
Mr Ramachandra Rao Boyina	Srikakulam, Andhra Pradesh
Mr Srinath Gomatam	Karimnagar, Andhra Pradesh
Mr Mall Reddy Gade	Warangal, Andhra Pradesh
Mr Harinath Nehru Anupoju	Medak, Andhra Pradesh
Mr Ram Chander Velpula	Khammam, Andhra Pradesh
Mr Krishna Rao Sappa Venkata Rama	Vizianagaram, Andhra Pradesh
Mr V Bhujanga Reddy	Nizamabad, Andhra Pradesh
Mr M V Naganjaneyulu Akurati	Prakasam, Andhra Pradesh
Mr Bichanna	Mahabubnagar, Andhra Pradesh
Mr Satyanarayana Sristi	Guntur, Andhra Pradesh

Supported by Operation Eyesight Universal

Ms Elizabeth Chacko	Little Flower Eye Hospital, Angamaly Kerala
Ms Veena George	Little Flower Eye Hospital, Angamaly, Kerala
Sr. Fidelis	St. Joseph's, Kothamangalam, Kerala
Sr. Snehaja	St. Joseph's, Kothamangalam, Kerala
Mr Anup Chatterjee	SGLEH, Siliguri, West Bengal
Mr Debashish Chatterjee	TSSK, Malda, West Bengal
Mr Bikram Das	TSSK, Malda, West Bengal
Ms S Packialakshmi	GMEH, Mettupalayam, Tamil Nadu
Ms T Esther	GMEH, Mettupalayam, Tamil Nadu
Mr Tentu Ravi Kumar	OEU Hospital, Vizianagaram, Andhra Pradesh
Mr Ramesh Panda	AVEH, Sompeta, Srikakulam, Andhra Pradesh
Mr M Kurma Rao	AVEH, Sompeta, Srikakulam, Andhra Pradesh
Mr Ajay Verma	MDSH, Kullu, Himachal Pradesh
Mr Arun Lal Chaudhari	Child Eye Care, Dang, Gujarat
Mr Suresh Palakkal Mohanan	St. Gregorious Balagram Eye Hospital, Yacharam, Andhra Pradesh
Mr Pawan Pancholi	Indore Eye Hospital, Indore, Madhya Pradesh
Sr. Piusha	Assumption, Kanhirapuzha, Kerala
Mr K R B Sukarbai	Child Eye Care, Dang, Gujarat

Training Program for Field Investigator

Refractive Error Impact Assessment Study

Ms E Surya Arunodaya	Hyderabad, Andhra Pradesh
Mr Ediga Rupsen	Hyderabad, Andhra Pradesh
Mr Prakash Jetekar	Adilabad, Andhra Pradesh
Mr Laxman Chaketty K	Adilabad, Andhra Pradesh
Mr Bhasker Dasari	Mahabubnagar, Andhra Pradesh
Mr Srinivasulu Gannoju	Mahabubnagar, Andhra Pradesh
Mr Adinarayana Ganji	Prakasam, Andhra Pradesh
Mr Yellamanda Gali	Prakasam, Andhra Pradesh

SGLEH – Siliguri Greater Lions Eye Hospital; TSSK – Thakur Sitaram Seve Kendra; GMEH – Garnet Memorial Eye Hospital; AVEH – Arogyavaram Eye Hospital; MDSH – Maya Dass Shiv Dass Rotary Eye Hospital



Central Audio-Visual Unit


'Don't concede to eye cancer. Not in this age!' a public service announcement (PSA) produced by the Central Audio-Visual Unit (CAVU) was one of 13 finalists at Reel Lives: The Cancer Chronicles, the first ever international documentary film competition on cancer. Reel Lives 2008 was conducted by the International Union against Cancer (UICC), which received over 250 entries from 40 countries.

The Central Audio Visual Unit now prepares interactive DVDs for conference delegates. Three DVDs were produced: Eye-PEP 2008, Cutting Edge 2008 and Squint CME and Workshop 2008. We also produced videos for competitions of the American Academy of Ophthalmology and All India Ophthalmological Society. Six videos were selected for inclusion in the Front Row View Series-3 DVD of the American Academy of Ophthalmology 2008.

We produced over 37 videos for competitions and for training. A video on slit lamp examination was completed; it will be used as a training tool. Over 800 video clips were provided to consultants and fellows for presentation at various conferences.

Videos Produced – 34

- Wonder of water – Blumenthal manual small incision cataract surgery in phacolytic glaucoma – Dr Srivalli Kaza, Dr Rohit Khanna
- Four musketeers to the rescue – use of iris hooks in small pupil phacoemulsification surgery – Dr Srivalli Kaza, Dr Rohit Khanna
- Surgical management of a child with congenital glaucoma and fetal hydrocephalus – Dr Anil K Mandal, Dr Sunayana Hegde, Dr Vijaya Kumari Gothwal
- Full thickness donor scleral patch graft for hypotony maculopathy following glaucoma filtering surgery with Mitomycin C – Dr Anil K Mandal, Dr Rajat Maheshwari, Dr Sirisha Senthil, Dr Rasheena Bansal
- Classical surgical technique of Ahmed glaucoma valve implantation – Dr Anil K Mandal, Dr Rasheena Bansal, Dr Garudadri Chandra Sekhar, Dr Peter A Netland
- Pot-pourri of shocks & surprises – tackling the posterior capsule in a posterior polar cataract – Dr Srivalli Kaza, Dr Rohit Khanna
- Cultivated limbal stem cell transplantation – the surgical technique – Dr Virender S Sangwan, Dr Sanghamitra Burman
- Use of capsular tension ring in subluxated cataract surgery – Dr Rohit C Khanna, Dr Manish Shyamkul, Dr Gaurav Gupta, Dr Srivalli Kaza
- No bubble, no trouble: The groove & peel technique – a simplified approach to deep lamellar keratoplasty – Dr Rishi Swarup, Dr Azad Gaurav Bansal, Dr Virender S Sangwan
- Cataract surgery with primary posterior capsulotomy combined with silicone oil removal – Dr Raja Narayanan, Dr Rajeev Reddy, Dr Vinay A Shah
- Surgical reposition of late traumatic flap slippage and tear at the superior hinge after uneventful Laser in Situ Keratomileusis (LASIK) – Dr Pravin V Krishna, Dr R Muraliedhara, Dr Sunita Chaurasia
- Vertical lid split orbitotomy: A step by step approach – Dr Savari Desai, Dr Santosh G Honavar
- Interpretation of MRI in ophthalmological practice – Dr Kekunnaya Ramesh, Dr Virender Sachdeva, Dr Vijay Bhasker Nori, Dr Sunitha Lingareddy
- Celeb Udho Sahu Fund – Shobha Mocherla, Gangadhar Jalli
- Don't concede to eye cancer. Not in this age! – Shobha Mocherla, Gangadhar Jalli (English – Versions 1, 2, 3; Telugu Version 1)
- Aankh mein chamak (Hindi – Version 1) – Shobha Mocherla
- Aankh mein chamak (Hindi – Version 2) – Shobha Mocherla, Gangadhar Jalli
- Twinkle, twinkle, little star (Public Service Announcement on Retinoblastoma, English, Versions 1, 2) – Gangadhar Jalli, Shobha Mocherla
- Leaking bleb – How to fix it? – Dr Sirisha Senthil, Dr Anil K Mandal
- Fosters modification of Knapps procedure for the management of double elevator palsy – Dr Ramesh Murthy, Dr Sunayana Hegde
- Loop myopexy for the management of Strabismus Fixus – Dr Ramesh Murthy, Dr Sunayana Hegde
- Ahmed glaucoma valve implant in refractory glaucomas – Dr Sirisha Senthil
- Techniques of trabeculectomy – Dr G Chandra Sekhar, Dr Sirisha Senthil
- Management of complicated cataract with bogged-down pupil – Dr Rupesh V Agarwal
- Salvaging the unsalvageable – Dr Rupesh V Agarwal
- Full thickness donor scleral patch graft for hypotony maculopathy glaucoma filtering surgery with Mitomycin C – Dr A K Mandal, Dr Rajat Maheshwari
- 25 gauge limbal vitrectomy under topical anesthesia – Dr Raja Narayanan
- Squint CME and workshop 2008 (Interactive DVD) – Dr Ramesh Kekunnaya
- Diabetic screening day in VLVPEI – Dr Avinash Pathengay
- My turn: Information for outpatients (Hindi) – Central Audio-Visual Unit
- The day of my surgery: Information for surgical patients (Hindi) – Central Audio-Visual Unit
- Cataract surgery and surgical packages – Dr Pravin V Krishna
- Fire exit plan for the basement, LVPEI, KAR campus – Surendra G
- Slitlamp examination made easy – M Vinod Kumar





Eye Research

Understanding the causation and the living dynamics of eye health – at the social, individual and molecular level – is what drives research at LVPEI. Problems studied are not arcane; they derive from the experiences and problems of patients, and feed back into them in the form of treatment options and opportunities. Through the various laboratories and the foundations that make up the Prof Brien Holden Eye Research Centre, our scientists isolate disease risk factors and modifiers, look at the impact of different treatment options through clinical trials, study the nature-nurture dialectic, and understand how the pathology of disease plays out, all in close association with clinicians. Research at LVPEI is supported by grants from national and international sources and during the last year resulted in 63 publications and 468 conference presentations.



Prof Brien Holden Eye Research Centre

Research at LV Prasad Eye Institute is conducted through its constituent arm, the Hyderabad Eye Research Foundation (HERF), which is recognized by the Indian Government's Department of Scientific and Industrial Research (DSIR) as a Scientific and Industrial Research Organization (SIRO). HERF continues to compete for and receive grants from all over the world to conduct cutting edge research on the eye. The Prof Brien Holden Eye Research Centre (BHERC) investigates the causes and treatment strategies through its various components, namely the Champalimaud Translational Centre (C-TRACER), the Jhaveri Microbiology Centre, the Saroja A Rao Immunology Laboratory, the Kallam Anji Reddy Molecular Genetics Laboratory, the Sudhakar and Sreekanth Ravi Stem Cell Biology Laboratory, the Ophthalmic Pathology Laboratory, and the clinical research laboratories. Each of these components has been named after its donor, in recognition of their generous support.

Support and recognition

Research at HERF is focused on:

- the molecular and functional genetics of inherited and complex eye diseases,
- devising molecular diagnostics for early detection and seeking targets where effective intervention can occur,
- microbiology of eye infections,
- biochemical features of cataract, and
- stem cell technology applied to some eye disorders.

Support for these projects have come from competitive grants received from the Department of Biotechnology (DBT), Department of Science and Technology (DST), Council of Scientific & Industrial Research (CSIR), and the Indian Council of Medical Research (ICMR) – all from India, as well as the National Eye Institute (NEI, National Institutes of Health), USA. Thanks to the recently formalized US – India eye research collaboration, several joint research projects have been initiated at HERF, jointly with researchers in the US.

Likewise, collaborative research has been initiated with colleagues in Australia, Canada and Japan through the DBT-sponsored bilateral Indo-Australian and Indo-Canadian programs and the DST-sponsored India-Japan, India-Tunisia and India-Brazil programs. In addition, HERF is one of the four pillars of the multinational research and development group called Vision CRC (operating from Sydney, Australia), and conducts research on its behalf on a series of clinical studies such as antibacterial contact lenses and corneal onlays. The Institute is recognized as an external research centre by the University of Hyderabad, Hyderabad; Birla Institute of Technology & Science (BITS), Pilani; and the University of New South Wales, Sydney, Australia. This enables research scholars from LVPEI to register with, and obtain their Ph D degrees from these universities. Collaborative research has also been forged

with colleagues at the Centre for Cellular & Molecular Biology (CCMB), Centre for DNA Fingerprinting & Diagnostics (CDFD), National Institute of Nutrition (NIN), and University of Hyderabad – all in Hyderabad, at the Indian Institute of Science, Bangalore, the National Brain Research Centre, Manesar, Haryana and Indian Statistical Institute (ISI), Kolkata. These have allowed researchers at LVPEI to access state-of-the-art equipment and sophisticated facilities at these institutions.

Clinical Research

LVPEI's multidisciplinary clinical research is of international standards and is sponsored by Indian funding agencies and multinational companies from USA and France. The group conducts not only intramural clinical research, but also participates in multicenter clinical trials. Each clinical research project and trial goes through a rigorous examination by an independent Institutional Review Board (IRB), for its scientific and ethical aspects and only those that are approved are taken up. Clinical research has also focused on the suitability of using extended wear contact lenses. This involves recruitment of volunteers and monitoring comfort levels and related factors upon the use of contact lenses over a period of time. Another area of study is the efficacy, pharmacodynamics and related features of ophthalmic drugs and antibiotics. Many of the studies are conducted in collaboration with leading pharmaceutical companies.

Champalimaud Translational Centre

The Champalimaud Translational Centre for Eye Research has been set up at LVPEI in January 2008. The Champalimaud Foundation, based in Lisbon, Portugal, was set up on the bequest of the late Portuguese entrepreneur and philanthropist, António de Sommer Champalimaud. The Foundation has a long-term commitment to support medical research, in particular neurology, oncology and vision sciences. The Champalimaud Foundation and LV Prasad Eye Institute have agreed on the development of a vast program of translational research through the establishment of the Champalimaud Translational Centre for Eye Research or C-TRACER. Research at C-TRACER will focus on the following areas:

- Research and therapy through the utilisation of stem cells in vision-related illnesses;
- Translational research utilising existing and novel clinical methodologies with the objective of furthering the knowledge of vision in ways that can be readily applied to patients;
- Exchange programs involving scientists chosen by LVPEI and the Champalimaud Foundation;
- Introduction of capacity building programs for developing Lusophone countries such as Mozambique, Angola, Timor and others;



- Organize the Antonio Champalimaud Symposium on January 30th of every year, during which leaders in the area of ophthalmology from the world, as well as distinguished scientists from India, are invited to lecture.

On January 30, 2009, we had lectures by Dr Jeremy Nathans of Johns Hopkins University, Baltimore, MD, USA, (who won the Champalimaud Prize for Vision Research, 2008); Dr William M Bourne of Mayo Clinic, Rochester, MN, USA; Dr Virender S Chauhan of the International

Centre for Genetic Engineering and Biotechnology, New Delhi; and Dr K VijayRaghavan of the National Centre for Biological Sciences, Bangalore. In addition, research updates were provided by colleagues of the LVP family.

With the creation of C-TRACER, the Champalimaud Foundation will try to work towards the prevention, treatment and eradication of vision-related illness in India and some other parts of the world.

- **Champalimaud Translational Centre for Eye Research**
- **Kallam Anji Reddy Molecular Genetics Laboratory**
- **Sudhakar & Sreekanth Ravi Stem Cell Biology Laboratory**
- **Jhaveri Microbiology Centre & Saroja A Rao Immunology Laboratory**
- **Biochemistry Laboratory**
- **Ophthalmic Pathology Laboratory**
- **Clinical Research**

New stem cell initiatives to address retinal disorders

Investigators: Indumathi Mariappan, Chitra Kannabiran, D Balasubramanian, Geeta K Vemuganti, Virender S Sangwan, Subhadra Jalali, Annie Mathai, Raja Narayanan, Milind Naik

Support: Hyderabad Eye Research Foundation (LVPEI)

Retinal dystrophy is a progressive genetic disorder resulting in degeneration of rod and cone photoreceptor cells causing night blindness and gradual loss of vision, progressing to complete blindness. The most untreatable form of blindness is caused by the loss of rod and cone photoreceptor cells and the adjacent retinal pigment epithelial cells. Treatment modalities including gene therapy slow down disease progression by preventing or delaying further cell death, but the photoreceptors once lost cannot be salvaged. Therefore, cell replacement therapy holds a great promise in treating such diseases. Many studies have shown that retina is amenable for cell replacement therapy, initiating a search into adult stem cells that can give rise to photoreceptor cells and retinal-pigmented epithelial (RPE) cells.

The ciliary-pigmented epithelium (CPE) of the human eye is known to harbor retinal stem cells, which can differentiate into RPE cells and the retinal neurons including photoreceptor cells. Limbal stem cells (LSC) are more plastic and can be induced to express neural stem cell markers when cultured in the presence of mitogens and inhibitors of BMP signaling pathway. It has also been shown that completely differentiated adult somatic cells, like skin fibroblasts can be reprogrammed to a more primitive ES-like state by ectopic expression of some of the genes implicated in stemness and pluripotency. These cells were christened as induced pluripotent stem cells (iPSCs) and they behave very much similar to ES cells in terms of stemness and pluripotency.

LVPEI has initiated basic research towards isolation, characterization and differentiation of both CPE and LSC towards retinal progenitor lineage for their possible use in cell replacement therapy. We have also initiated basic research towards the establishment of RP patient-specific iPSC cells to check their potential to differentiate into retinal progenitors.

Research in molecular genetics

Genetic studies in eye diseases are directed at those that are caused partly or wholly by genetic alterations. The identification of the underlying altered (or mutated) disease-causing gene helps in understanding the mechanism of the disease. It also helps provide newer insights into the biological role of a specific gene or protein in the diseased tissue.

In some cases it can be useful to perform genetic tests on patients and family members to predict the risk for a particular disease even before it manifests. Studies carried out at the Kallam Anji Reddy Molecular Genetics Laboratory at LVPEI have resulted in the identification of novel genes underlying various inherited eye disorders and also characterizing the effect of gene mutations on the encoded proteins.

Novel causes of congenital hereditary cataract

Investigators: Chitra Kannabiran, Surya Prakash Ponnam, Kekunnaya Ramesh, Sushma Tejwani, BSR Murthy, Jyoti Matalia

Support: Council of Scientific and Industrial Research, India

Congenital cataract is a major cause of visual impairment in children. About one-third to one-fifth of all congenital cataract is hereditary. Hereditary cataracts are a group of clinically and genetically heterogeneous disorders caused by single gene mutations. These diseases run in families with autosomal dominant or recessive forms of inheritance. Several genes are known that give rise to hereditary cataracts when mutated. These genes encode various lens proteins including those that are structural proteins, lens membrane proteins, and proteins involved in lens development and metabolism.

A study carried out at LVPEI investigated the genetic cause of congenital autosomal dominant and recessive cataracts in 40 families – 30 with dominant and 10 with recessive cataract. Patients of these families were tested for mutations in 10 different genes known to be involved in congenital cataract. Such an analysis revealed novel disease-causing changes in the gap junction gene GJA8 encoding the gap junction (connexin) protein connexin-50. This protein forms intercellular channels called gap junctions, that are responsible for cell-cell communication within the lens. Mutations were found in 2 families in the GJA8 gene that caused autosomal recessive cataract. This was the first report of GJA8 mutations leading to recessive cataract since they were previously associated only with dominant cataract. These mutations are expected to cause loss of function of the connexin-50 protein, thereby resulting in lens opacity. We are further studying these mutations by expressing the mutant proteins *in vitro* in cultured cells to find out if and how they are altered with respect to the wild type connexin-50 protein.

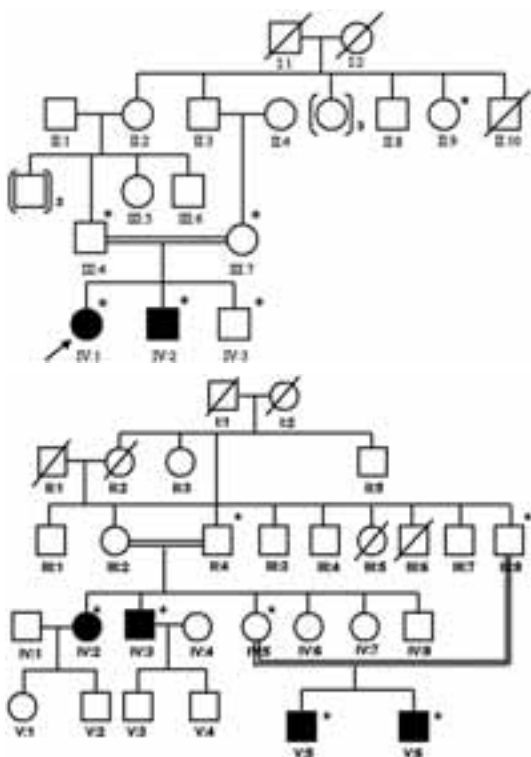
Another novel finding was a mutation in the gene known as LIM2, encoding a lens membrane protein. The precise role of the LIM2 protein in the lens is not understood as yet. One family with a severe form of congenital cataract with autosomal recessive inheritance had a mutation resulting in an amino acid substitution in the LIM2 gene. This provides the first evidence of a mutation in this gene causing congenital cataract and demonstrates the importance of the LIM2 gene in the normal functioning of the lens.

Genetics of retinal degeneration

Investigators: Chitra Kannabiran, Hardeep Singh, Subhadra Jalali, Raja Narayanan

Support: Department of Biotechnology, India, and Champalimaud Foundation

Retinal degenerations or dystrophies are a major cause of blindness and are mostly untreatable at present. They occur due to gene mutations in one of several different genes, which result in the degeneration and death of the photoreceptor cells in the retina. Retinitis pigmentosa (RP) is one of the more common forms of retinal degeneration that is a progressive disease involving diminished vision and loss of visual fields often progressing to complete blindness. There are dominant recessive and X-linked forms of RP. Studies at LVPEI have focused on different forms of RP as well as other types of retinal dystrophy. Using a screening approach designed for autosomal recessive RP, we screened 23 different genes for involvement in the disease in over 30 affected families. Pathogenic mutations were found in a few different genes that include those known to cause recessive RP and are important for the functioning of the visual pathway in the retina. These results reveal novel causes of RP in Indian populations. Using separate approaches, we are also mapping the disease locus in large families with dominant or recessive RP. These studies indicate mapping of a new locus for dominant RP.



Pedigree drawings of families with recessive cataract and GJA8 gene mutation (top) or LIM2 mutation (bottom). Circles and squares represent females and males, respectively. The symbols shaded black represent those with cataract, while open unshaded symbols represent unaffected persons. A slash sign indicates a deceased individual. Couples connected by a double line indicate a consanguineous marriage.



Significant Projects

Jhaveri Microbiology Centre

Loop mediated isothermal amplification (LAMP) method for the diagnosis of viral retinitis caused by Herpes Simplex (HSV), Varicella Zoster (VZV) and Cytomegalo Viruses (CMV)

Investigators: G Ashok Kumar Reddy, B Praveen Kumar, Inderjeet Kaur, Rajeev Kumar Reddy, Annie Mathai

Support: Department of Science and Technology, India

This project was undertaken to develop a novel nucleic acid amplification method called loop-mediated isothermal amplification (LAMP) for the diagnosis of viral retinitis, caused by Herpes Simplex, Varicella Zoster and Cytomegalo Viruses. The most significant advantage of

LAMP is the ability to amplify specific sequences of DNA under isothermal conditions between 63 °C and 65 °C, thereby obviating the need for a thermal cycler. Moreover, this method can be carried out with simple systems and the LAMP reaction can be monitored in real-time through measurement of turbidity, which is correlated with the production of magnesium pyrophosphate, by means of an inexpensive photometer. Alternatively, by the addition of SYBER green dye the presence of amplification can also be detected just by a colour change without the use of any spectrophotometer. So far we have standardized LAMP for Herpes Simplex Virus.

Kallam Anji Reddy Molecular Genetics Laboratory and Champalimaud Translational Centre for Eye Research (C-TRACER)

Involvement of FOXC1 in primary congenital glaucoma

Investigators: Subhabrata Chakrabarti, Kiranpreet Kaur, Inderjeet Kaur, Kollu N Rao, Anil K Mandal, Rajul S Parikh, Ravi Thomas

Support: Program Support Grant, Department of Biotechnology, India

Primary congenital glaucoma (PCG) is an autosomal recessive disorder that has been linked to *CYP11B* mutations. Earlier we showed that a small proportion of PCG cases that did not harbor *CYP11B* mutations exhibited a heterozygous mutation in the myocilin gene (*MYOC*; OMIM 601652) that causes primary open angle glaucoma. We aimed to explore the role of *FOXC1* (6p25), which is involved in anterior segment dysgenesis, in PCG. The *FOXC1* protein is expressed in various ocular and non-ocular tissues and both the *FOXC1* null (*Foxc1*^{-/-}) and the heterozygote (*Foxc1*^{+/-}) mice were found to have anterior segment abnormalities similar to human patients with anterior segment dysgenesis (ASD) and congenital glaucoma.

To the best of our knowledge, this is perhaps the first study to report the involvement of *FOXC1* in large cohort of PCG cases. *FOXC1* was screened in 210 PCG cases who were either heterozygous (41) or did not harbor any *CYP11B* mutation (169) along with ethnically matched normal controls (n=157) by resequencing the entire coding region. Two heterozygous missense (H128R and C135Y) and three frameshift mutations (g.1086delC, g.1155del9bp and g.1947dup25bp) were observed in *FOXC1* in 5/210 (2.38%) cases. The missense mutations had a *de novo* origin in two sporadic cases, while the *FOXC1* deletions were seen in two cases that were also heterozygous for

the *CYP11B* allele (R368H). The involvement of the double heterozygous variants *FOXC1* and *CYP11B* in two cases was interesting but their role in disease causation is yet to be established. Overall, the present study indicated a limited role of *FOXC1* in PCG pathogenesis. More information in *Invest Ophthalmol Vis Sci* 2009; 50: 75-83.

Genome-wide association study (GWAS) on age-related macular degeneration (AMD)

Investigators: Subhabrata Chakrabarti, Inderjeet Kaur, Paul N Baird, Robyn H Guymmer, Nazimul Hussain, Raja Narayanan, Rajeev K Reddy, Annie Mathai, Ajit B Majji, Andrea Richardson, Maria Schache, Ross Dunn

Support: Indo-Australia Biotechnology Fund, Department of Biotechnology, India

Genome-wide association studies (GWAS) are a powerful tool to delineate the underlying genetic mechanisms in complex disorders. Based on a joint Indo-Australian collaborative project with the Centre for Eye Research Australia (CERA), a whole genome scan was initiated on AMD cohorts in India and Australia. The Stage-I genotyping involved a discovery cohort of 100 cases and 100 controls that were genotyped on an Affymetrix microarray platform with 1.8 million SNPs (including genomic SNPs and copy number variations). The initial results indicated that 1162 SNPs were commonly associated across the Indian and Australian cohorts. After adjustments of QC followed by multiple statistical corrections, it was observed that there were 361 SNPs in the Australian and 118 SNPs in the Indian cohorts that were strongly associated with AMD. These SNPs are currently being validated using a replication cohort in both the datasets under the Stage-II genotyping process.

Genetics of age related macular degeneration – an update

Investigators: Inderjeet Kaur, Subhabrata Chakrabarti, Saritha Katta, Rajiv K Reddy, Raja Narayanan, Annie Mathai, Ajit B Majji

Support: Indo Australian collaborative research grant and Fast Track grant from Department of Science and Technology, India

Age related macular degeneration (AMD) has been implicated to multiple variations in several complement factor genes. Association studies have demonstrated the involvement of a *CFH* polymorphism (Y402H) worldwide. Subsequent studies have proved that variations other than Y402H could also influence the risk of AMD. The present study aimed at identifying variations in chromosome 1 including the *CFH* gene and other genes involved in complement regulation; complement component 2, 3, 5 (*C2*, *C3*, *C5*) genes and factor B (*BF*), in an Indian cohort. Factor B (*CFB*) and component *C2* genes are located in the major histocompatibility complex class III region (6p21) and are found to be expressed in the neural retina, RPE and choroids. The tag SNPs in these genes were screened using the Illumina Golden Gate assay in the study cohort comprising of unrelated AMD patients (n=250) and ethnically matched normal controls (n=250) enrolled based on AREDS criteria. The results indicated a potential risk haplotype within an extended region of *CFH* (without Y402H) with AMD susceptibility in the Indian cohort. Also, SNPs in *C2* and *CFB* gene confers a significant protective risk of AMD.

Developing a global blueprint for zero PCG: Understanding the molecular basis of PCG

Investigators: Subhabrata Chakrabarti, Partha P Majumder, Luba Kalaydjieva, Inderjeet Kaur, Anil K Mandal, Rajul S Parikh, Ravi Thomas, K Narayanasamy, Jamie Craig, Ivailo Tournev, Silvia Cherninkova

Support: Indo-Australia Biotechnology Fund, Department of Biotechnology, India

In continuation to the ongoing genetics work in PCG, the present study is based on identifying the uncharacterized genes in PCG through the model of human evolution. The premise is based on the background of the evolution and migration of gypsies from India. The cohort comprises an isolated population (gypsies) derived from an ancestral population (Indian), which was founded in the recent timescale of evolution, as a result of which it would have undergone a minimum number of genetic recombinations. Gypsy patients exhibit 20% involvement of *CYP1B1* mutations in PCG, while it is around 40% for Indian patients. The study employs a GWAS in PCG cases and controls in both the cohorts using the 1.8 million SNP Affymetrix array. We plan to derive the regions of shared haplotypes across the genomes and identify the conserved regions between these two groups, which would harbor mutations in gene(s) causing PCG.

Sudhakar & Sreekanth Ravi Stem Cell Biology Laboratory and Champalimaud Translational Centre for Eye Research (C-TRACER)

Isolation and characterization of limbal stromal cells

Investigators: Geeta K Vemuganti, Naresh Polisetty, Indumathy M, Shubha Tiwari, Soumya Savy, P Kondaiiah (Indian Institute Science, Bangalore)

Support: Department of Biotechnology, India, Champalimaud Foundation, Portugal

Epithelial and mesenchymal cells of the limbus and bone marrow were isolated and characterized for various epithelial and mesenchymal markers. The epithelial cells showed positive for K3, K14, ABCG2, E-cadherin, whereas the mesenchymal cells of the limbus and bone marrow showed positive for CD90, CD29, CD71, VCAM. Mesenchymal cells isolated from the bone marrow and limbus showed similar phenotypic characteristics by immunophenotyping and culture characteristics. The gene expression profile analysis, carried out using micro arrays at the Indian Institute of Science, Bangalore, showed that the gene signature of epithelial and mesenchymal cells is different. It also revealed a crosstalk between these two cell types in the limbus. Microarray data was validated by real-time PCR and semi-quantitative RT-PCR for a dozen of markers.

As the limbal stromal are HLA-DR negative and hypo immunogenic, attempts are being made to develop a stable cell line to use them as feeder cells for the *in vitro* culture and expansion of limbal stem cells.

Phenotypic and genotypic characterization of limbal stem cells, cultivated limbal epithelial cells, and persistence of these characteristics after clinical transplantation

Investigators: Virender S Sangwan, Geeta K Vemuganti, D Balasubramanian, Anees Fatima, Lakshmi Soundarya, Shubha Tiwari, Soumya Savy

Support: Department of Biotechnology, India

During the period April 2008 – March 2009, 86 patients underwent a limbal biopsy procedure. All the transplantations were autologous. The patient population was predominantly male (58 males, 28 females) ranging in age from 1 to 77, the mean age being about 22. All these patients presented with the primary etiology of chemical burns and were diagnosed for LSCD. All the cultures showed good growth after 10-14 days of ex-vivo culture, during or after transplantation of cultivated limbal epithelium.



Evaluation and characterization of cancer stem cells in retinoblastoma tumor

Investigators: Geeta K Vemuganti, Chitra Kannabiran, Santosh Honavar, Ramesh Murthy, Balla Sagar
Support: Indian Council of Medical Research

Retinoblastoma (Rb) is an intraocular tumor that grows rapidly, threatening sight and life. As in other tumors, there is increasing speculation that the Rb tumor also contains cancer-stem like cells, which could influence the prognosis and response to therapy. This study attempted to identify putative stem cells by characterizing different sub-populations of cells in retinoblastoma based on light scatter properties and differential expression of markers. Freshly isolated tumor cells obtained from 7 unfixed eye specimens were analyzed for the presence of CD44, ABCG2, CXCR4, CD133, and CD90 using flow cytometry. Dead cells were excluded by appropriate gating. RT-PCR was performed to analyze the expression of human Syntaxin1A, PROX1, CD133 and NSE in the sorted sub-population of tumor cells.

Based on light scatter properties, we observed two different sub-populations of cells in 7 samples. The small cells, assigned FSClo/SSClo (Forward scatter low/Side scatter low, ranging from 1.7% to 17.7%), were characterized as positive for CD44 and negative for CD133, CXCR4 and CD90. The large cells were designated as FSChi/SSClo (Forward scatter high/side scatter low, ranging from 2.7% to 35.1%) and characterized as positive for CD44, CD133, CXCR4 and CD90. Semi-quantitative RT-PCR analysis revealed that sorted cells of FSClo/SSClo sub-population expressed retinal progenitor cell markers PROX1 and Syntaxin1A. In contrast FSChi/SSClo sub-population has shown low expression of these markers. We conclude that retinoblastoma, on flow cytometric analysis, reveals two distinct sub-populations expressing variability in stem cell and retinal progenitor markers.

Clonal assay of the two different subpopulations and differentiation assays are under way.

Cultivation and characterization of human lacrimal gland cells for potential clinical application for post radiotherapy xerophthalmia

Investigators: Geeta K Vemuganti, Gorakh Parulkar, Santosh Honavar, Vijay Anand P Reddy, Shubha Tiwari
Support: International Atomic Energy Agency, Austria

After following due procedure, lacrimal glands and conjunctival tissues were harvested from patients undergoing exenteration. The harvested tissue was explanted on denuded human amniotic membrane and uncoated tissue culture dishes. Their growth potential on both the substrates was evaluated. Initial results with three samples show that the enzyme cocktail of collagenase and hyaluronidase gives better viability of cells on isolation.

The lacrimal gland epithelial cells (LGEC) show better growth on denuded human amniotic membrane while on uncoated tissue culture dishes the growth of fibroblast cells is greater. We also observed mixed populations of epithelial and fibroblast cells in our cultures.

At present we are trying to optimize the culture condition to get a pure yield, growth and proliferation of lacrimal gland epithelial cells. These cells will then be characterized for the known epithelial and mesenchymal markers by confocal microscopy, FACS, IHC, RT-PCR methods. The secretory function of the LGEC will be done on the conditioned medium for the presence of IgA, lactoferrin and lysozyme by sandwich ELISA method.

Cultivated oral mucosal epithelial cells for reconstructing the ocular surface in patients with severe ocular surface diseases

Investigators: Geeta K Vemuganti, Virender S Sangwan, Santosh G Honavar, Soundarya Lakshmi
Support: Department of Biotechnology, India

During the year 21 eyes underwent cultivated oral mucosa transplantation (3 bilateral cases); the chief etiology was chemical injury. The other cases included gelatin drop like dystrophy. Of these, 1 was a child and 17 were adults (14 males, 4 females). The cultures were good and surgery went well. The patients are now on quarterly follow-up.

An advanced surface for the cell therapy of limbal epithelium for ocular surface disease: Proof of concept and clinical trials

Investigators: Virender Sangwan, Indumathi Mariappan
Support: Indo-Australian Biotechnology Fund, Department of Biotechnology, India

This project aims to produce surface modified therapeutic contact lenses for the culture and delivery of corneal epithelial cells to treat blinding ocular surface diseases. The project also includes a 'proof of concept' clinical trial to establish the safety and efficacy of this technique in comparison to the established technique of corneal epithelial transplantation using amniotic membrane as a culture substrate. The plasma polymer coating technique allows exact control over the film thickness and has formed the basis for an established skin cell therapy in the treatment of chronic wounds and burns. By applying this technique to the cornea, we have the potential to develop a novel method for the culture and transplantation of corneal epithelium. As a part of initial standardizations and surface compatibility testing, we tried four different polymer chemistries for their suitability to promote corneal epithelial cell adhesion, proliferation and differentiation by using both explant and isolated single cell culture methods. Further investigations would help identify a suitable substrate for coating contact lens surfaces.

Basic research projects – April 1, 2008 to March 31, 2009

Project	Supported by	Principal Investigators	Duration
Stem cell therapy for stroke in rat model	Department of Biotechnology	Dr Geeta K Vemuganti Dr Prakash Babu (University of Hyderabad)	2005-2008
Phenotypic & genotypic characterization of limbal stem cells, cultivated limbal epithelial cells and persistence of these characteristics after clinical transplantation	Department of Biotechnology	Dr Geeta K Vemuganti Dr V S Sangwan Prof D Balasubramanian	2006-2009
Genetic evaluation of factor B and complement component C2 in the susceptibility to age related macular degeneration	Department of Science & Technology	Dr Inderjeet Kaur	2007-2010
Characterization of cultivated oral mucosal epithelial cells and its application for reconstructing the ocular surface in patients with severe ocular surface disease	Department of Biotechnology	Dr Geeta K Vemuganti Dr Santosh G Honavar Dr V S Sangwan	2007-2009
Program support on translational research on eye diseases	Department of Biotechnology	Project A: Dr Geeta K Vemuganti Project B: Dr Chitra Kannabiran Project C: Dr Inderjeet Kaur Project D: Dr Subhabrata Chakrabarti Project E: Prof D Balasubramanian	2007-2012
Establishing a "Risk assessment chip" for the eye disease age related macular degeneration	Department of Biotechnology	Dr Subhabrata Chakrabarti Dr Inderjeet Kaur	2007-2010
Molecular studies on hereditary cataracts	Council of Scientific & Industrial Research	Dr Chitra Kannabiran	2007-2010
Loop mediated isothermal amplification method for the diagnosis of viral retinitis caused by herpes simplex varicella zoster and cytomegalo viruses	Department of Science & Technology	Dr Ashok Kumar Reddy	2008-2011
Cultivation and characterization of human lacrimal gland cells for potential clinical application for post radiotherapy xerophthalmia	International Atomic Energy Agency	Dr Geeta K Vemuganti Dr Santosh G Honavar Dr Vijay Anand P Reddy	2008-2012
Study of the role of vitreous liquefaction in age-related nuclear cataract	Department of Biotechnology	Prof D Balasubramanian Dr Pravin V Krishna	2009-2011
An advanced surface for the cell therapy of limbal epithelium for ocular surface disease: Proof of concept and clinical trials	Department of Biotechnology	Dr Virender Sangwan Dr M Indumathi	2009-2012
Developing a global blueprint for zero PCG	Department of Biotechnology	Dr Subhabrata Chakrabarti Prof Partha P Majumdar ¹ Prof Luba Kalaydijeva ²	2008-2011
Molecular characterization of nonsporulating filamentous fungi isolated from microbial Keratitis	Council of Scientific & Industrial Research	Dr G Ashok Kumar Reddy	2009-2012

¹Indian Statistical Institute, Kolkata

²Western Australia University, Perth



Clinical research projects – April 1, 2008 to March 31, 2009

Project	Supported by	Principal Investigators	Duration
Protein Kinase C β Inhibitor – reduction in the occurrence of center-threatening diabetic macular edema. B7A-MC-MBDL	Eli Lilly	Dr Subhadra Jalali	2005-2009
Micro current stimulation for retinitis pigmentosa 650 device pilot study	ScyFix	Dr Subhadra Jalali	2007-2010
A phase 2/3 randomised, controlled, double-masked, multicenter comparative trial in parallel groups to compare the safety and efficacy of intravitreal injections of 0.3 mg pegaptanib sodium (Macugen) given as often as every 6 weeks for 2 years, to sham injections in subjects with Diabetic Macular Edema (DME) involving the center of the macula	Pfizer	Dr Subhadra Jalali	2006-2010
A phase 3 safety and efficacy study of vitreosolve for ophthalmic intravitreal injection for inducing posterior vitreous detachment in retinopathy subjects	Vitreo Retinal Agencies	Dr Ajit Babu Majji	2008-2009
A randomised, double-masked, active controlled phase 3 study of the efficacy, safety and tolerability of the repeated doses of Intra vitreal VEGF trap-eye in subjects with neovascular age related macular degeneration (AMD):VEGFTRAP study	Bayer HealthCare	Dr Raja Narayanan	2008-2011
A natural history study and genetic study of macular telangiectasia the Mactel study	MacTel Foundation	Dr Raja Narayanan	2006-2009
The treatment of fungal corneal ulcer with Povidone-Iodine 1.25% ophthalmic solution. A comparative clinical trial	University of California, Los Angeles, USA	Dr Prashant Garg	2008-2010
A 6-day, phase 3, multicenter, randomised, double-masked, parallel study to compare the safety and efficacy of Gatifloxacin 0.5% Ophthalmic solution BD with that of vehicle in the treatment of acute bacterial conjunctivitis	Allergan	Dr Prashant Garg	2008-2009
Comparative, randomized, open trial on the anti-inflammatory efficacy of diclofenac released from an intra ocular lens versus administration of 0.1% diclofenac eye-drops in the prevention of post operative inflammatory manifestations after cataract surgery – Ancillary study: 1 year follow-up of the safety	IOL Tech Carl Zeiss Meditec	Dr Virender S Sangwan	2006-2011
Role of Recombinant Human Epithelial Growth factor in corneal epithelial defects	Bharath BioTech	Dr Virender S Sangwan	2007-2009
Comparative study of the safety and effectiveness between trabeculectomy and trabeculectomy with OculusGenTM Collagen Matrix implant	OculusGen	Dr Anil K Mandal	2007-2009
Comparative study of the safety and effectiveness between OculusGenTM Collagen Matrix implant and Mitomycin-C in glaucoma filtering surgery	OculusGen	Dr G Chandra Sekhar Dr B L Harsha	2007-2009
Posurdex study for DME	Allergan	Dr Ajit Babu Majji	2006-2009
Posurdex study for RVO	Allergan	Dr Annie Mathai	2006-2009
Posurdex study for intermediate uveitis	Allergan	Dr Virender S Sangwan	2006-2009
LUMINATE uveitis study (LX211-01-UV)	LUX Biosciences	Dr Somasheila Murthy	2007-2009
LUMINATE active uveitis study (LX211-02-UV)	LUX Biosciences	Dr Somasheila Murthy	2007-2009
LUMINATE active uveitis study (LX211-03-UV)	LUX Biosciences	Dr Somasheila Murthy	2007-2009
A multicenter, placebo-controlled, randomized, parallel-group dose-ranging study to assess the efficacy and safety of LX201 for prevention of corneal allograft rejection episodes and graft failure following penetrating keratoplasty with LX201 implantation in subjects who are at increased immunological risk	LUX Biosciences	Dr Virender S Sangwan	2008-2012
A multicenter, placebo-controlled, randomized, parallel-group dose-ranging study to assess the efficacy and safety of LX201 for prevention of corneal allograft rejection episodes and graft failure following penetrating keratoplasty with LX201 implantation in subjects who have experienced one or more rejection episodes following penetrating keratoplasty	LUX Biosciences	Dr Virender S Sangwan	2008-2012
A study of unilateral retinoblastoma with and without histopathologic high-risk features and the role of adjuvant chemotherapy – A groupwise phase III study	Children's Oncology Group	Dr Santosh G Honavar	2009-2011
A phase 3 prospective, randomized, double-masked, 12-week parallel group study evaluating the efficacy and safety of Latanoprost and Timolol in paediatric subjects with glaucoma	Pfizer	Dr Anil K Mandal	2009 (3 months study)

Operations Research

International Centre for Advancement of Rural Eye care (ICARE)

Project	Project Investigators	Supported by	Duration
Capacity building program for management of diabetic retinopathy in Andhra Pradesh	Dr Taraprasad Das Dr Annie Mathai Ms S Sheeladevi	Lions Club International Foundation, USA	August 2005 – July 2008
Comprehensive Eye Health program in Prakasam district, Andhra Pradesh	ICARE – LVPEI team	Ravi Brothers, USA	August 2005 – July 2010
Impact Assessment Study after refraction error correction among schoolgoing children	Mr Jachin D Williams	Vision CRC, Australia	September 2005 – December 2008
Sight for Kids	Mr Jachin D Williams	Lions Club International Foundation, Denmark	November 2005 – March 2009
Child to Child and Child to Family communication as a strategy to improve awareness and uptake of eye care services	Mr D Kiran	Vision CRC, Australia	April 2006 – December 2008
Diabetes prevention program through Child to Family Communication for change in lifestyle and health promotion in Prakasam district, Andhra Pradesh	Ms S Sheeladevi Ms Jayanthi Sagar	World Diabetes Foundation, Denmark	August 2006 – March 2011
Pediatric Ophthalmology Learning and Training Centre	Dr Ramesh Murthy Dr Giridhar Pyda	ORBIS International, USA	October 2006 – March 2010
Rapid assessment of cataract surgical services in Service Centre areas	Mr M Srinivas	LV Prasad Eye Institute	At regular intervals
Nimmagadda Prasad – LVPEI Children's Eye Health Initiative	Mr S Bhattacharya Ms S Sheeladevi	Nimmagadda Foundation, India	July 2007 – June 2020
Community Linkage for Integration of Primary Health	Dr Syed Imtiaz Ahmed Mr S Bhattacharya	LV Prasad Eye Institute, India	August 2008 – December 2009
Capacity building program to address diabetes and diabetic retinopathy in Prakasam district, Andhra Pradesh	Dr Ajit Babu Majji Ms S Sheeladevi	World Diabetes Foundation, Denmark	September 2008 – August 2013
Rapid Assessment of Refractive Errors	Mr M Srinivas Dr Jill E Keeffe Dr Gullapalli N Rao	LV Prasad Eye Institute, India and Vision CRC, Australia	At regular intervals

Research scholars at Prof Brien Holden Eye Research Centre

Kallam Anji Reddy Molecular Genetics Laboratory

Kalyan Chakravarti, Hardeep Pal Singh, Neeraja Sharma Cherukupalli, Vidya Latha Parsam, Surya Prakash Goud Ponnamp, Maithili VN Dokuparti, Rachna Shukla, Kiran Preet Kaur, Nageswara Rao, Saritha Katta, Ganeswara Rao, M Gayathri

Ophthalmic Pathology

Guru Prasad Manderwad

Sudhakar & Sreekanth Ravi Stem Cell Biology Laboratory

Purushotham Reddy, Naresh Polisetti, Murali Mohan Sagar Balla, Shubha Tiwari, Subhash Gaddipati

Biochemistry Laboratory

Venu Talla, Venkata Pulla Rao, Madhavi Latha Chalsani, Ramya Rajagopal (Research Associate)



Honors & Awards

D Balasubramanian, Director, Prof Brien Holden Eye Research Centre, LVPEI, was elected to the German Academy of Sciences Leopoldina, the world's oldest academy of scholars in the natural sciences. Very few Indians are part of this select group, he is the first vision scientist so honoured. The Academy, founded in 1652, elects scientists who have distinguished themselves.

Subhabrata Chakrabarti

Invited to be Member, Editorial Board, Journal of Glaucoma for a period of 3 years

Santosh Honavar

Invited to Chair the World Health Organization's International Classification of Diseases (ICD) Work Group on Ophthalmic Plastic and Reconstructive Surgery set up to revise ICD Codes (Version 11)

Subhadra Jalali

American Academy of Ophthalmology Achievement Award 2008

Anil K Mandal

American Academy of Ophthalmology Senior Achievement Award 2008

Milind Naik

- Elected Secretary of Asia Pacific Society of Ophthalmic Plastic & Reconstructive Surgery (APSOPRS); the youngest office-bearer in APSOPRS, he will also serve as the Society's web master
- American Academy of Ophthalmology Achievement Award 2008

Raja Narayanan

Lifelong Education of Ophthalmologist (LEO) Award from American Academy of Ophthalmology 2008

International

Subhabrata Chakrabarti

- Member, WGA Promulgation Committee, World Glaucoma Association
- Received second Indo-Australian grant on 'Developing a global blueprint for zero PCG: Towards a complete understanding of the molecular basis of primary congenital glaucoma (PCG)'
- Member, WGA Award committee, World Glaucoma Association

Subhash Gaddipatti

Best poster award, Asia Association for Research in Vision and Ophthalmology (Asia ARVO) meeting, Hyderabad. January 15-18, 2009

BL Harsha

Best poster award, Asia Association for Research in Vision and Ophthalmology (Asia ARVO) meeting, Hyderabad. January 15-18, 2009

Santosh G Honavar

- Best Poster Award from American Academy of Ophthalmology, 2008
- Best Scientific Paper, Asia Association for Research in Vision and Ophthalmology (Asia ARVO) meeting, Hyderabad. January 15-18, 2009 (Co-authors: Anirban Bhaduri, Savari Desai, Vikas Menon, Sima Das, Anagha Medsinge, Milind Naik)
- Editor, Abstracts, Asia Association for Research in Vision and Ophthalmology (Asia ARVO) meeting, Hyderabad. January 15-18, 2009

Srivalli Kaza

Best of Show for her video, American Academy of Ophthalmology, 2008

A K Mandal

- Best poster award from American Academy of Ophthalmology, 2008
- Best poster award in scientific session, Asia Association for Research in Vision and Ophthalmology (Asia ARVO) meeting, Hyderabad. January 15-18, 2009

Somasheila Murthy

Travel grant for 7th International symposium on Uveitis, IUSG, Constance, Germany. September 2008

Avinash Pathengay

Best poster award from American Academy of Ophthalmology 2008

Naresh Polisetti

Best paper award, Asia Association for Research in Vision and Ophthalmology (Asia ARVO) meeting, Hyderabad. January 15-18, 2009

K Nageswara Rao

Best poster award, Asia Association for Research in Vision and Ophthalmology (Asia ARVO) meeting, Hyderabad. January 15-18, 2009

Soumya Savy

Best poster award, Asia Association for Research in Vision and Ophthalmology (Asia ARVO) meeting, Hyderabad. January 15-18, 2009

Geeta K Vemuganti

Invited by International Atomic Energy Agency to attend the first Research Coordination Meeting (RCM) on improving outcomes in radiotherapy using novel biotechnologies: modification of tissue reactions and the use of stem cell therapeutics, IAEA Headquarters

Tele-ophthalmology program

A tele-ophthalmology program developed by Byrraju Foundation and L V Prasad Eye Institute won First Place at the Consumer Health World Awards. Under the program ophthalmologists and trained vision technicians from LVPEI will diagnose and treat patients in remote locations by 'virtually' viewing their eyelids, conjunctivas, corneas, anterior chambers, irises, pupil reactions and lenses, thus providing eye care at their doorstep.



Subhash Gaddipati, Soumya Savy, Dr Graziella Pellegrini (Professor in Cell Biology, University of Modena e Reggio Emilia, Italy), Dr Geeta K Vemuganti, Dr Iqbal Ahmed (Professor, Dept. of Ophthalmology & Visual Sciences, University of Nebraska Medical Center, USA) and Naresh Poliseti

National

Madhusmita Das

Received Academic & Research Committee (ARC) Young Researcher Award 2009 from All India Ophthalmological Society, Jaipur. February 5-8, 2009

Taraprasad Das

Elected Secretary to VISION 2020 India for a 3-year period, September 2008 to November 2010

Santosh G Honavar

Professor Gopinatha Menon Memorial Oration, Kochi. August 2008

Chitra Kannabiran

Associate editor, Journal of Genetics (published by the Indian Academy of Sciences)

Ajit B Majji

Elected Honorary Secretary of Vitreo-Retina Society – India for second term. December 2008

Ramesh Murthy

Grand First Prize for video at Alcon film festival, Delhi Ophthalmological Society conference 'Evolution and Revolution in Ophthalmology', New Delhi. March 20-22, 2009

Surya Prakash Goud Ponnam

Best poster award at Indian Eye Research Group meeting, Madurai. July 26-27, 2008

Virender Sachdeva

Expert on Neuroophthalmology Panel, All India Ophthalmological Society mailing group. August to October 2008

Sirisha Senthil

- External peer reviewer for Ophthalmic Surgery and Lasers
- Awarded best free paper and best video, XVIII annual conference of Glaucoma Society of India, Chandigarh. October 31 – November 2, 2008

Hardeep Pal Singh

Travel fellowship for Indian Eye Research Group meeting. July 2008

Savitri Sharma

Elected President of Indian Association of Medical Microbiologists (IAMM), Pune, October 23-25, 2008. Awarded the presidential gold medal and will deliver presidential oration at the next conference. Received IAMM silver jubilee best paper gold medal in parasitology for her presentation





State

Beula Christy

Recognised for outstanding performance for the welfare of disabled women and children by Thapana Charitable Trust, Thyagaraja Gana Sabha, Hyderabad. November 30, 2008

Chitra Kannabiran

Andhra Pradesh Scientist Award 2008 in Medical Sciences from Andhra Pradesh State Council for Science and Technology

Pravin V Krishna

CS Reshmi Endowment lecture, Sarojini Devi Eye Hospital, Hyderabad. October 2008

G Chandra Sekhar

Special Appreciation Award as a deserving citizen for rendering exemplary public service. July 7, 2008

Virender S Sangwan

H V Desai Award for best work in ocular surface disorders, H V Desai Eye Hospital, Pune. April 20, 2008

Rishi Swarup

Appointed webmaster for Hyderabad Ophthalmic Association website

Geeta K Vemuganti

Honored as Woman Achiever by Lions Club International at Mahila Utsav 2009, Hyderabad



Governor of Andhra Pradesh Mr N D Tiwari honors Dr G Chandra Sekhar, Director, LVPEI, Hyderabad

Publications

1. Bansal R, **Sachdeva V, Murthy R**. Myectomy versus anterior transposition for inferior oblique overaction. *J AAPOS* 2008; 12: 423-4
2. Blumenthal EZ, Parikh RS, Pe'er J, **Naik M**, Kaliner E, Cohen MJ, Prabakaran S, Kogan M, Thomas R. Retinal nerve fibre layer imaging compared with histological measurements in a human eye. *Eye* 2009; 23:171-5
3. Cao Z, Saravanan C, Goldstein MH, Helen Wu K, Pasricha G, **Sharma S**, Panjwani N. Effect of human tears on acanthamoeba-induced cytopathic effect. *Arch Ophthalmol* 2008; 126: 348-52
4. **Chakrabarti S**. Glaucoma genetics: Where are we going? *International Glaucoma Review* 2008; 10: 59-60
5. **Chakrabarti S**. Genetic variants of glaucoma. *International Glaucoma Review* 2008; 10: 114-5
6. **Chakrabarti S**, Rao KN, **Kaur I**, Parikh RS, **Mandal AK, Chandrasekhar G**, Thomas R. The LOXLI gene variations are not associated with primary open angle and primary angle closure glaucomas. *Invest Ophthalmol Vis Sci* 2008; 49: 2343-7
7. **Chakrabarti S**. Novel myocilin mutations. *International Glaucoma Review* 2009; 10: 171
8. **Chakrabarti S**, Kaur K, Rao KN, **Mandal AK, Kaur I**, Parikh RS, Thomas R. The transcription factor gene FOXC1 exhibits a limited role in primary congenital glaucoma. *Invest Ophthalmol Vis Sci* 2009; 50: 75-83
9. **Chaurasia S, Garg P**. Bilateral spontaneous rupture of the anterior capsule. *J Cataract Refract Surg* 2008; 34: 1413-5
10. **Chaurasia S, Das S**, Ramamurthy B. Microbial keratitis in a case of lamellar ichthyosis. *Int Ophthalmol* 2008; 28: 367-8
11. Clemons TE, Gillies MC, Chew EY and the Mactel Research Group (includes **Narayanan R**). The National Eye Institute visual function questionnaire in the macular telangiectasia (Mactel) project. *Invest Ophthalmol Vis Sci* 2008; 49: 4340-6
12. Costello MJ, Johnsen S, Metlapally S, Gilliland KO, Ramamurthy B, **Krishna PV, Balasubramanian D**. Ultrastructural analysis of damage to nuclear fiber cell membranes in advanced age-related cataracts from India. *Exp Eye Res.* 2008; 87:147-58
13. **Das S, Khanna R**, Mohiuddin SM, Ramamurthy B. Surgical and visual outcomes for posterior polar cataract. *Br J Ophthalmol* 2008; 92: 1476-78
14. **Das S, Sharma S, Sahu SK**, Nayak SS, Kar S. New microbial spectrum of epidemic keratoconjunctivitis: Clinical and laboratory aspects of an outbreak. *Br J Ophthalmol* 2008; 92: 861-2
15. **Das S**, Seitz B. Recurrent Corneal Erosion Syndrome. *Survey of Ophthalmology* 2008; 53: 03-15
16. **Das S**, Samant M, **Garg P, Vaddavalli PK, Vemuganti GK**. Role of confocal microscopy in deep fungal keratitis. *Cornea* 2009; 28: 11-3
17. **Das S**, Ramamurthy B, **Sangwan VS**. Deep lamellar keratoplasty for recurrent advanced pterygium. *Ophthalmic Surg Lasers Imaging* 2009; 40: 43-5
18. **Das S**, Ramamurthy B, **Sangwan VS**. Fungal keratitis following amniotic membrane transplantation. *Int Ophthalmol* 2009; 29: 49-51
19. Dravida S, **Gaddipati S**, Griffith M, Merrett K, Mandira SL, **Sangwan VS, Vemuganti GK**. A Biomimetic scaffold for culturing limbal stem cells: A promising alternative for clinical transplantation. *J of Tissue Eng & Reg Medicine* 2008; 2: 263-71
20. Hegde S, **Murthy R**. Factors affecting the surgical outcome of primary exotropia. *Strabismus* 2008; 16: 122-3
21. Hussain N, **Jalali S**, Rani A, Rawal H. Retinal pigment epithelial atrophy following Indocyanine green dye assisted surgery for serous macular detachment. *Ind J Ophthalmol* 2008; 56: 423-5
22. Hussain N, **Khanna R, Das T, Narayanan R**, Reddy R, et al. Two years follow-up outcome of verteporfin therapy for subfoveal choroidal neovascularization in pathologic myopia in Indian eyes. *Ind J Ophthalmol* 2008; 56: 465-8
23. Hussain N, **Khanna R**, Hussain A. Trend of retinal diseases in developing countries. *Expert Rev Ophthalmol* 2008; 3: 43-50
24. Jain V, **Garg P, Sharma S, Vemuganti GK**. Sutureless wound infection by unusual acid-fast organisms. *Cornea* 2008; 27: 615-8
25. Johar SR, Vasavada AR, Praveen MR, Pandita D, Nihalani B, Patel U, **Vemuganti GK**. Histomorphological and immunofluorescence evaluation of bimanual and coaxial phacoemulsification incisions in rabbits. *J Cataract Refract Surg* 2008; 34: 670-6
26. Kaid Johar SR, Vasavada AR, Praveen MR, Pandita D, Nihalani B, Patel U, **Vemuganti GK**. Histomorphological and immunofluorescence evaluation of bimanual and coaxial phacoemulsification incisions in rabbits. *J Cataract Refract Surg* 2008; 34: 670-6
27. **Kannabiran C**. Retinitis pigmentosa: Genetics and gene-based approaches to therapy. *Expert Rev Ophthalmol* 2008; 3: 417-29
28. **Kaur I**, Katta S, Hussain A, Hussain N, **Mathai A, Narayanan R, Reddy R, Majji AB, Das TP, Chakrabarti S**. Variants in the 10q26 gene cluster



- (LOC387715 and HTRA1) exhibit enhanced risk of age-related macular degeneration along with CFH in Indian patients. *Invest Ophthalmol Vis Sci* 2008; 49: 1771-6
29. Kempen JH, Ganesh SK, **Sangwan VS**, Rathinam SR. Interobserver agreement in grading activity and site of inflammation in eyes of patients with uveitis. *Am J Ophthalmol* 2008; 146: 813-8
 30. **Krishnaiah S, Srinivas M, Khanna RC, Rao GN**. Prevalence and risk factors for refractive errors in south Indian adult population: The Andhra Pradesh Eye Disease Study. *Clin Ophthalmol* 2009; 3:17-27
 31. Madge SN, Prabhakaran VC, Shome D, Kim U, **Honavar SG**, Selva D. Orbital tuberculosis: a review of the literature. *Orbit* 2008; 27:267-77
 32. Madhira SL, **Vemuganti GK**, Bhaduri A, **Gaddipati S, Sangwan VS**, Ghanekar Y. Culture and characterization of oral mucosal epithelial cells on human amniotic membrane for ocular surface reconstruction. *Mol Vis* 2008; 14:189-96
 33. **Murthy R**. Lateral fixation of sclera to the periosteum with medial rectus disinsertion for severe myopic strabismus fixus. *Ind J Ophthalmol* 2008; 56: 419-21
 34. **Murthy R**, Samant M. Extraocular muscle cysticercosis: Clinical features and management outcome. *Strabismus* 2008; 16 (3): 97-106
 35. **Murthy R, Honavar SG**. Secondary vasoproliferative retinal tumor associated with usher syndrome type I. *J AAPOS* 2009;13: 97-8
 36. **Murthy R, Vemuganti GK, Honavar SG, Naik M, Reddy V**. Extramedullary leukemia in children presenting with proptosis. *J Hematol Oncol* 2009; 2: 4
 37. **Naik MN**, Gangopadhyay N, **Fernandes M, Murthy R, Honavar SG**. Anterior chemodeneration of levator palpebrae superioris with botulinum toxin type-A (Botox) to induce temporary ptosis for corneal protection. *Eye* 2008; 22:1132-6
 38. Naik V, Khadavi N, **Naik MN**, Hwang C, Goldberg RA, Tsirbas A, Smith TJ, Douglas RS. Biologic therapeutics in thyroid-associated ophthalmopathy: translating disease mechanism into therapy. *Thyroid* 2008; 18: 967-71
 39. **Naik MN, Gupta R, Honavar SG**. Bicanalicular laceration managed with two Mini-Monoka monocalicular stents. *Orbit* 2008; 27: 135-7
 40. **Naik MN**, Kelapure A, **Rath S, Honavar SG**. Management of canalicular lacerations: Epidemiological aspects and experience with Mini-Monoka monocalicular stent. *Am J Ophthalmol* 2008; 145: 375-80
 41. **Narayanan R, Majji AB**, Hussain N, Hussain A, **Jalali S, Mathai A**, Shah VA. Characterization of idiopathic macular telangiectasia type 2 by fundus fluorescein angiography in Indian population. *Eur J Ophthalmol* 2008; 18: 587-90
 42. **Narayanan R**, Shah VA. Intravitreal bevacizumab in the management of choroidal neovascular membrane secondary to choroidal osteoma. *Eur J Ophthalmol* 2008; 18: 466-8
 43. **Ponnam SPG, Ramesh K**, Tejwani S, Matalia J, **Kannabiran C**. A missense mutation in LIM2 causes autosomal recessive congenital cataract. *Mol Vis* 2008; 14:1204-8
 44. **Raizada K**, Shome D, **Honavar SG**. Management of an irradiated anophthalmic socket following dermis-fat graft rejection: A case report. *Indian J Ophthalmol* 2008; 56:147-8
 45. Raju B, Bali T, Thiagrajan G, Rao V, **Das T, Sharma S**. Physicochemical properties and antibacterial activity of the precipitates of vancomycin and ceftazidime: implications in the management of endophthalmitis. *Retina* 2008; 28: 320-5
 46. **Raman U**. Medical ethics in the media. *Indian J Med Ethics* 2009; 6: 19-24
 47. Rao KN, Ritch R, Dorairaj SK, **Kaur I**, Liebmann J, Thomas R, **Chakrabarti S**. Exfoliation syndrome and exfoliation glaucoma-associated LOXLI variations are not involved in pigment dispersion syndrome and pigmentary glaucoma. *Mol Vis* 2008; 14: 1254-62
 48. Rao KV, **Fernandes M**, Gangopadhyay N, **Vemuganti GK, Krishnaiah S, Sangwan VS**. Outcome of penetrating keratoplasty for Peter's anomaly. *Cornea* 2008; 27: 749-53
 49. **Reddy AK, Murthy S, Jalali S, Gopinathan U**. Postoperative endophthalmitis due to an unusual pathogen, comamonas testosteroni. *J Med Microbiol* 2009; 58: 374-5
 50. **Sahu SK, Das S, Sharma S, Vemuganti GK**. Acanthamoeba keratitis presenting as a plaque. *Cornea* 2008; 27: 1066-7
 51. **Senthil S**, Kaur B, **Jalali S, Garudadri C**. Secondary open angle glaucoma and central retinal vein occlusion in a patient with primary pulmonary hypertension. *Ophthalm Surg Lasers Imaging* 2009; 40: 50-3
 52. Sultana A, Klintworth G K, Thonar E J, **Vemuganti G K, Kannabiran C**. Immunophenotypes of macular corneal dystrophy in India and correlations with mutations in CHST6. *Mol Vis* 2009; 15:319-25
 53. **Vemuganti GK, Naik MN, Honavar SG**. Rosai dorfman disease of the orbit. *J Hematol Oncol* 2008; 1: 7

Letters to the Editor

54. Bansal R, **Sachdeva V, Murthy R**. Myectomy versus anterior transposition for inferior oblique overaction. *J AAPOS* 2008; 12: 423-4
55. **Garg P**. Evaluation of medical college departments of ophthalmology in India. *Ind J Ophthalmol* 2009; 57: 73-4
56. **Garg P**. Investigative modalities in infectious keratitis. *Ind J Ophthalmol* 2009; 57: 159
57. **Garg P**. Lamellar keratoplasty. *Ophthalmology* 2009; 116: 362-3
58. **Honavar SG**. Current concepts in retinoblastoma. *J Ophthalm in Developing Countries*. 2008; 1: 69-82
59. Jain V, Sridhar MS, **Vaddavalli PK, Sangwan VS**. Reply to Tinley et al. *Eye*. 2008; 22: 1095
60. **Naik MN, Kelapure A, Rath S, Honavar SG**. Repair of canalicular lacerations: reply. *Am J Ophthalmol* 2008; 146: 793
61. **Narayanan R**, Kuppermann BD. An ethical view of the ranibizumab and bevacizumab controversy – reply. *Arch Ophthalmol* 2008; 126: 287
62. Shyamkul M, **Murthy R, Sachdeva V, Kekunnaya R, Kesarwani S**. Lateral rectus resection versus medial rectus re-recession for residual esotropia: early results of a randomized clinical trial – comment. *Clin Exp Ophthalmol* 2008; 36: 489-90
63. **Sinha A, Narula R, Narayanan R**. Comments on 23-gauge versus 20-gauge system for pars plana vitrectomy. *Br J Ophthalmol* 2008



Presentations

In addition to the following, our faculty participated in other international/national scientific and non-scientific forums during the year. At several meetings multiple presentations were made.

Rupesh Vijay Agarwal

International

Invited faculty/Free papers/Poster/Video presentation

International Society of Ocular Trauma meeting, Wurzburg, Germany. June 19-22, 2008

National

Invited faculty

Annual meeting, Tamil Nadu Ophthalmologists Association, Chennai. August 8-10, 2008

Invited speaker

Solapur Ophthalmologist Association meeting, Solapur. August 17, 2008

Invited faculty

Hyderabad Ophthalmologists Association meeting, Hyderabad. August 24, 2008

Eye Trek – Focus 2008, annual meeting of Bombay Ophthalmologist Association, Mumbai. September 19-21, 2008

Sayed Imtiaz Ahmed

National

Faculty

Public Health Field Leader Fellowship Program, Public Health Management Institute (in collaboration with CDC, Atlanta), Hyderabad. September 27, 2008

Invited speaker

EyeExcel – Achieving Excellence in Training, LAICO (in Collaboration with SEVA Foundation, USA), Madurai, India. October 9-11, 2008

Hemalatha Arunachalam

National

Host faculty

19th Low vision Awareness Program (LAP), LVPEI, Hyderabad. April 25-27, 2008

20th Low vision Awareness Program (LAP), LVPEI, Hyderabad. September 19-21, 2008

K Hari Babu

International

Poster presentation

2nd Asia ARVO (Association for Research in Vision and Ophthalmology) meeting, LVPEI and Indian Eye Research Group, Hyderabad. January 15-18, 2009

Deepak K Bagga

International

Invited speaker

Special Interest Group Symposium, 2nd Asia ARVO (Association for Research in Vision and Ophthalmology) meeting, LVPEI and Indian Eye Research Group, Hyderabad. January 15-18, 2009

National

Host faculty

19th Low vision Awareness Program (LAP), LVPEI, Hyderabad. April 25-27, 2008

In-house faculty

Eye-PEP 2008, Postgraduate Education Program in Ophthalmology, LVPEI, Hyderabad. May 9-11, 2008

20th Low vision Awareness Program (LAP), LVPEI, Hyderabad. September 19-21, 2008

Diabetic Retinopathy Symposium, Lions Clubs International Foundation and LVPEI, Hyderabad. October 4-5, 2008

Invited speaker

Macula workshop, LVPEI, Hyderabad. October 19, 2008

D Balasubramanian

International

Participant

Association for Research in Vision and Ophthalmology (ARVO) 2008 meeting, Fort Lauderdale, Florida, USA.

April 27 – May 1, 2008

Invited speaker

Cold Spring Harbor Symposium, Cold Spring Harbor Laboratory, New York, USA. May 28 – June 2, 2008

University of Pennsylvania & National Institutes of Health, Bethesda, Maryland, USA. June 3-15, 2008

Member

Third World Academy of Sciences Officers meeting, London. June 26, 2008

Invited speaker

World Ophthalmology Congress, International Council of Ophthalmology, Hong Kong. June 28 – July 2, 2008

International workshop on Science Journalism, Colombo. September 7-9, 2008

Human Genome Organization (HUGO) meeting 2008, Hyderabad. September 27-30, 2008

Annual congress of European Association for Vision & Eye Research, Portoroz, Slovenia. September 30 – October 5, 2008

Secretary General

Third World Academy of Sciences meeting and 25th anniversary celebrations, Mexico. November 7-16, 2008

Chair

2nd Asia ARVO (Association for Research in Vision and Ophthalmology) meeting, LVPEI and Indian Eye Research Group, Hyderabad. January 15-18, 2009

Secretary General

Third World Academy of Sciences meeting, Paris. February 24-26, 2009

National

President

Council Meeting, Indian Academy of Sciences, Bangalore. April 19-20, 2008

Invited speaker

Foundation Day lecture, Central Electrochemical Research Institute, Karaikudi, Tamil Nadu. July 25, 2008

Annual meeting, Indian Eye Research Group, Aravind Eye Hospital, Madurai. July 26-27, 2008

Chair

Stem Cell Task Force meeting, Department of Biotechnology, New Delhi. August 4-5, 2008

Life Sciences Research Board meeting, Defence Research & Development Organization, New Delhi. August 7, 2008

Member

Academic Council meeting, Tata Institute of Fundamental Research, Mumbai. August 8, 2008

Chair

Research Council meeting, National Chemical Laboratory, Pune. August 18, 2008

Invited speaker

Sir J C Ghosh Memorial lecture, Indian Institute of Technology, Kharagpur. August 29-30, 2008

Inauguration of Kamalnayan Bajaj Research Institute of Vision Sciences, Sankara Nethralaya, Chennai. September 5, 2008

Biotechnology Forum, Confederation of Indian Industry meeting, Hyderabad. September 16, 2008

John F Welch Technology Centre meeting, General Electric Corporation, Bangalore, September 22, 2008

Chair

2nd expert committee meeting on bioresource development and utilization, Department of Biotechnology, New Delhi. October 10, 2008

Invited speaker

Centenary celebrations of Birla Institute of Technology and Science, Pilani. October 11, 2008

President

Indian Academy of Sciences annual meeting, Indian Institute of Technology, Mumbai. October 31 – November 2, 2008

Invited speaker

Indian Institute of Science centenary conference, Bangalore. December 16, 2008

President

Society of Biological Chemists of India meeting, Indian Institute of Technology, Chennai. December 18-20, 2008

Invited speaker

Department of Atomic Energy – Board of Research in Nuclear Sciences, Life Sciences Symposium, Mumbai. December 22, 2008

Chair

XXI Meeting of Life Sciences Research Board, New Delhi. January 7, 2009

Indo-US Joint Working Group meeting, Hyderabad. January 14, 2009

Task Force meeting, National Centre for Biological Sciences, Bangalore. January 27-28, 2009

Invited speaker

BioAsia, Hyderabad. February 4, 2009

Foundation Day lecture, Institute of Life Sciences, Bhubaneswar. February 11, 2009

Chair, Jury

Science & Technology workshop and Jury meeting, New Delhi. February 12-13, 2009

Member

Meeting of Academy Council of Homi Bhabha National Institute, Bhabha Atomic Research Centre, Mumbai. February 18, 2009

Invited speaker

International symposium on interface between chemistry and biology, National Centre for Biological Sciences, Bangalore. February 19, 2009

30th Prof K K Nair Commemoration Lecture, Osmania University, Hyderabad. February 21, 2009

3rd Prof Alladi Prabhakar Endowment Lecture, The Institution of Electronics & Telecommunication Engineers, Hyderabad. February 27, 2009

Prof K Rangadhama Rao Memorial Lecture, Telugu University, Hyderabad. February 28, 2009

Chief Guest/Invited speaker

3rd Indo-American Frontiers of Science Symposium, US National Academy of Sciences, Agra. March 2-4, 2009

Chair

Institutional Biosafety Committee, Blue Peter Research Centre, Hyderabad. March 9, 2009

Invited speaker

Academy Lecture, Vivekananda College, Madurai. March 13, 2009

Keynote speaker

Dr MGR University, Chennai. March 26, 2009

Soumyava Basu**International****Poster presentation**

7th International Symposium on Uveitis, International Uveitis Study Group, Constance, Germany. September 9-12, 2008

Paper presentation/Faculty, Special Interest Group

2nd Asia ARVO (Association for Research in Vision and Ophthalmology) meeting, LVPEI and Indian Eye Research Group, Hyderabad. January 15-18, 2009

National**Invited faculty**

Shared Clinical Experience Network (SCENE) meeting for Macugen users, Pfizer India, Kolkata. April 27, 2008

Invited speaker

Symposium on Systemic Diseases and the Eye, Kalinga Institute of Medical Sciences, Bhubaneswar. September 7, 2008

CME on Innovations in Ophthalmology, East India Zonal Ophthalmological Conference, Puri. September 14, 2008

What's New in Ophthalmology, CME, Orissa State Ophthalmological Society, Cuttack. January 11, 2009

Invited faculty

Annual meeting of Uveitis Society of India, Hyderabad. January 18-19, 2009

Retina Congress, LVPEI, Visakhapatnam. March 28, 2009

Shubhrakanti Bhattacharya**International****Poster presentation**

2nd Asia ARVO (Association for Research in Vision and Ophthalmology) meeting, LVPEI and Indian Eye Research Group, Hyderabad. January 15-18, 2009

Subhabrata Chakrabarti**International****Invited speaker**

Centre for Eye Research, University of Melbourne, Melbourne, Australia. August 7, 2008



XVIII International Congress of Eye Research, Beijing, China. September 28, 2008

Jules Stein Eye Institute, University of California, LA, USA. December 12, 2008

2nd Asia ARVO (Association for Research in Vision and Ophthalmology) meeting, LVPEI and Indian Eye Research Group, Hyderabad. January 15-18, 2009

National

Invited speaker

17th Indian Eye Research Group annual meeting, Aravind Eye Hospital, Madurai. July 27-28, 2008

International conference on nanomedicine, Sankara Nethralaya, Chennai. September 3-5, 2008

'TCG-ISI Fogarty-NIH workshop on genetic dissection of complex traits', Saha Institute of Nuclear Physics, Kolkata. February 27, 2009

34th annual conference, Indian Society of Human Genetics, New Delhi. March 19, 2009

Beula Christy

National

Host faculty

19th Low vision Awareness Program (LAP), LVPEI, Hyderabad. April 25-27, 2008

Eye-PEP 2008, Postgraduate Education Program in Ophthalmology, LVPEI, Hyderabad. May 9-11, 2008

20th Low vision Awareness Program (LAP), LVPEI, Hyderabad. September 19-21, 2008

External evaluator

Post intervention outcomes for community based rehabilitation project for persons with disabilities, Koraput, Orissa. February 18-22, 2009

Sujata Das

International

Faculty/Paper presentation

Annual meeting of the American Academy of Ophthalmology, Atlanta, USA. November 7-11, 2008

Poster presentation

2nd Asia ARVO (Association for Research in Vision and Ophthalmology) meeting, LVPEI and Indian Eye Research Group, Hyderabad. January 15-18, 2009

ORBIS faculty

Evaluation of Cornea Fellowship Program at Islamia Eye Hospital, Dhaka. February 15-18, 2009

Poster presentation

Regional Ophthalmology Conference, Allergan, Inc., Kuala Lumpur. March 5-7, 2009

National

Invited faculty

Eye-PEP 2008, Postgraduate Education Program in Ophthalmology, LVPEI, Hyderabad. May 9-11, 2008

Paper/Poster presentation

17th Indian Eye Research Group annual meeting, Aravind Eye Hospital, Madurai. July 27-28, 2008

Faculty

Cornea and Contact lens meeting, LVPEI, Bhubaneswar. August 15-17, 2008

Annual conference of Delhi Ophthalmological Society, New Delhi. March 21-22, 2009

Taraprasad Das

International

Poster presentation

Association for Research in Vision and Ophthalmology (ARVO) 2008 meeting, Fort Lauderdale, Florida, USA. April 27 – May 1, 2008

Invited speaker

2nd Asia ARVO (Association for Research in Vision and Ophthalmology) meeting, LVPEI and Indian Eye Research Group, Hyderabad. January 15-18, 2009

National

Invited faculty

Guwahati Eye Institute, Guwahati, Assam. June 2008

Invited speaker

SAARC Academy of Ophthalmology, India Habitat Centre, New Delhi. August 22-24, 2008

Ministry of Health and Family Welfare meeting, Government of India, New Delhi. September 29, 2008

66th annual meeting, All India Ophthalmological Society, Jaipur. February 5-9, 2009

Visiting scientist

Postgraduate Institute of Medical Education and Research, Chandigarh. March 18, 2009

S Sheela Devi

International

Poster presentation

8th General Assembly, International Agency for Prevention of Blindness, Buenos Aires, Argentina. August 23-29, 2008

National

Invited speaker/Faculty

AP Right to Sight Society workshop for creation of school screening protocol, LVPEI, Hyderabad. July 12-13, 2008

Merle Fernandes

International

Voluntary faculty

ORBIS Hospital Based Program, Enugu, Nigeria. July 14-18, 2008

Chief Instructor

XXVIII Congress of ESCRS, Berlin. September 25, 2008

Invited faculty/Session coordinator

2nd Asia ARVO (Association for Research in Vision and Ophthalmology) meeting, LVPEI and Indian Eye Research Group, Hyderabad. January 15-18, 2009

National

Invited faculty

Eye-PEP 2008, Postgraduate Education Program in Ophthalmology, LVPEI, Hyderabad. May 9-11, 2008

Challenging Situations in Daily Ophthalmology, Smt Rajeshwari Ramakrishnan Lion's Eye Hospital, Nidadavole. May 25, 2008

Cornea & Contact Lens Program, LVPEI, Bhubaneswar. August 15-17, 2008

Invited speaker

CME, Visakha Ophthalmic Association, Visakhapatnam. August 31, 2008

Invited faculty

Vijcon 2008 – 32nd Andhra Pradesh Ophthalmological Society Annual Conference, Vijayawada. September 26-28, 2008

Subhash Gaddipati**International****Paper/Poster presentation**

2nd Asia ARVO (Association for Research in Vision and Ophthalmology) meeting, LVPEI and Indian Eye Research Group, Hyderabad. January 15-18, 2009

Prashant Garg**International****Invited speaker/Chair, symposium**

Symposium on Controversies in microbial keratitis, World Ophthalmology Congress, Hong Kong. June 28 – July 2, 2008

Invited faculty

National Institute of Ophthalmology, Ho Chi Minh City, Vietnam. September 10-12, 2008

Invited speaker

Annual meeting of Vietnamese Society of Ophthalmology, Ho Chi Minh City, Vietnam. September 12-13, 2008

Invited faculty/speaker

Annual meeting of the American Academy of Ophthalmology, Atlanta, USA. November 7-11, 2008

Special invitee/Invited speaker

Anniversary celebrations of Ophthalmology Department, University of Nairobi, Nairobi. November 22, 2008

Invited speaker

Annual meeting, Asia Cornea Society, LVPEI, Hyderabad. January 13, 2009

2nd Asia ARVO (Association for Research in Vision and Ophthalmology) meeting, LVPEI and Indian Eye Research Group, Hyderabad. January 15-18, 2009

National**Invited faculty**

Cornea and Contact lens meeting, LVPEI, Bhubaneswar. August 15-17, 2008

Invited speaker

Annual meeting of SAARC nations, New Delhi. August 23-24, 2008

Annual meeting of Rajasthan Ophthalmology Society, Kota. September 28-29, 2008

Delhi Ophthalmic Society Mid-term conference, New Delhi. November 22-23, 2008

Invited faculty

Phacoexcel workshop, Aravind Eye Hospital, Madurai. December 13-14, 2008

Chief instructor/Symposia presenter

66th annual meeting, All India Ophthalmological Society, Jaipur. February 5-9, 2009

Invited speaker

'Dr C Sambasiva Rao Oration,' Indian Medical Association, Guntur. February 15, 2009

Rituparna Ghoshal**National****Host faculty**

19th Low vision Awareness Program (LAP), LVPEI, Hyderabad. April 25-27, 2008

20th Low vision Awareness Program (LAP), LVPEI, Hyderabad. September 19-21, 2008

Usha Gopinathan**International****Participant**

8th General Assembly, International Agency for Prevention of Blindness, Buenos Aires, Argentina. August 23-29, 2008

Invited speaker

2nd Asia ARVO (Association for Research in Vision and Ophthalmology) meeting, LVPEI and Indian Eye Research Group, Hyderabad. January 15-18, 2009

Vijaya K Gothwal**National****Host faculty**

19th Low vision Awareness Program (LAP), LVPEI, Hyderabad. April 25-27, 2008

In-house faculty

20th Low vision Awareness Program (LAP), LVPEI, Hyderabad. September 19-21, 2008

Roshmi Gupta**International****Paper presentation**

Fall Meeting, American Society of Ophthalmic Plastic and Reconstructive Surgery, Atlanta, USA. November 12-13, 2008

2nd Asia ARVO (Association for Research in Vision and Ophthalmology) meeting, LVPEI and Indian Eye Research Group, Hyderabad. January 15-18, 2009

National**Invited faculty**

Eye-PEP 2008, Postgraduate Education Program in Ophthalmology, LVPEI, Hyderabad. May 9-11, 2008

Challenging Situations in Daily Ophthalmology, Smt Rajeshwari Ramakrishnan Lion's Eye Hospital, Nidadavole. May 25, 2008

Invited speaker, Meeting of Visakha Ophthalmic Association, Visakhapatnam. August 31, 2008

Invited speaker/Session convener/**Free paper presentation**

Vijcon 2008 – 32nd Andhra Pradesh Ophthalmological Society Annual Conference, Vijayawada. September 26-28, 2008

Organising secretary/Invited speaker

Cutting Edge 2008, Oculoplasty and Oncology Update, LVPEI, Visakhapatnam. November 30, 2008

Invited speaker

Annual meeting of Oculoplasty Association of India, Gurgaon. December 4-7, 2008

BL Harsha**International****Invited speaker/Paper/Poster presentations**

South East Asia Glaucoma Interest Group SEAGIG annual meeting, Seoul, South Korea. September 25-27, 2008

Poster/Paper presentation/Panelist

2nd Asia ARVO (Association for Research in Vision and Ophthalmology) meeting, LVPEI and Indian Eye Research Group, Hyderabad. January 15-18, 2009

National**Invited speaker**

Pushpagiri Eye Institute, Hyderabad. April 6, 2008

**Invited faculty**

Eye-PEP 2008, Postgraduate Education Program in Ophthalmology, LVPEI, Hyderabad. May 9-11, 2008

Invited speaker

Medical management of glaucoma, Alcon, Warangal. June 22, 2008

Posters presentation

XVIII Glaucoma Society of India 2008 meeting, Chandigarh. October 31 – November 2, 2008

Invited speaker

Glaucoma CME, World Glaucoma Day celebrations, LVPEI, Hyderabad. March 8, 2009

Hyderabad Ophthalmic Association meeting, Hyderabad, March 15, 2009

Santosh G Honavar**International****Invited speaker**

Annual meeting of the American Academy of Ophthalmology, Atlanta, USA. November 7-11, 2008

Organizing Secretary/Invited speaker

2nd Asia ARVO (Association for Research in Vision and Ophthalmology) meeting, LVPEI and Indian Eye Research Group, Hyderabad. January 15-18, 2009

National**Invited speaker/Chair, Session**

Annual meeting of Delhi Ophthalmological Society, New Delhi. April 2008

Invited speaker

Annual meeting of Cochin Ophthalmic Club, Kochi. August 2008

Invited speaker/Chair, Session

Vijcon 2008 – 32nd Andhra Pradesh Ophthalmological Society Annual Conference, Vijayawada. September 26-28, 2008

Invited speaker

Cutting Edge 2008: Oculoplasty and Oncology Update, LVPEI, Visakhapatnam. November 30, 2008

Annual meeting of Oculoplasty Association of India, Gurgaon. December 4-7, 2008

Invited faculty

66th annual meeting, All India Ophthalmological Society, Jaipur. February 5-9, 2009

Subhadra Jalali**International****Invited speaker**

National Reveal meeting, Alcon, Cairo. May 16-18, 2008

Chairperson/Program Committee Chair/**Invited speaker**

World Ophthalmology Congress, International Council of Ophthalmology, Hong Kong. June 28 – July 2, 2008

Invited chairperson/Speaker

46th conference of International Society of Electrophysiology of Vision (ISCEV), Morgantown, USA. July 10-15, 2008

Invited speaker/Poster presentation/Convenor, sessions

2nd Asia ARVO (Association for Research in Vision and Ophthalmology) meeting, LVPEI and Indian Eye Research Group, Hyderabad. January 15-18, 2009

National**Host faculty**

Eye-PEP 2008, Postgraduate Education Program in Ophthalmology, LVPEI, Hyderabad. May 9-11, 2008

Invited speaker

Workshop to develop manual and wall charts on Retinopathy of Prematurity, National Programme for Control of Blindness, New Delhi. October 22, 2008

Annual conference of Indian Academy of Paediatrics – Twin Cities Branch, Niloufer Hospital, Hyderabad. October 25-26, 2008

CME: RETINA 2008, Aravinda Retina Vitreous Institute, Vijaywada. December 28, 2008

Invited speaker and panelist

4th AP National Neonatology Forum conference (APNEOCON), Hyderabad. January 4, 2009

Invited speaker

Ventilation workshop, Fernandez Maternity Hospital, Hyderabad. February 28, 2009

Korani Jyothi**National****Faculty**

Training of Trainers for SCOJO Vision Entrepreneurs, ICARE – LVPEI, Kismatpur campus, Hyderabad. May 21, 2008

Invited speaker

National seminar on Rural Healthcare, Byrraju Foundation, Hyderabad. December 12, 2008

Chitra Kannabiran**International****Invited speaker**

GRIP program, Indo-US collaborative program in eye research, Association for Research in Vision and Ophthalmology (ARVO) 2008 meeting, Fort Lauderdale, Florida, USA. April 27 – May 1, 2008

International conference on Nano-Medicine and Recent Advances in Ophthalmic Research, Kamal Nayan Bajaj Institute for Research in Vision and Ophthalmology, Sankara Nethralaya, Chennai. September 3-5, 2008

Faculty

Special Interest Session on 'LVPEI – a nonprofit comprehensive center for community eye care in India', annual congress of European Association for Vision & Eye Research, Portoroz, Slovenia. September 30 – October 5, 2008

Invited speaker

2nd Asia ARVO (Association for Research in Vision and Ophthalmology) meeting, LVPEI and Indian Eye Research Group, Hyderabad. January 15-18, 2009

National**Invited speaker**

17th Indian Eye Research Group annual meeting, Aravind Eye Hospital, Madurai. July 27-28, 2008

International conference on Genetic and Molecular Diagnosis in Modern Medicine, Kamineni Education Society, Hyderabad. February 13-15, 2009

Workshop on Clinical Dysmorphology and Advanced Clinical Cytogenetics, Centre for Human Genetics, Bangalore. March 4-6, 2009

Saritha Katta**International****Paper presentation**

2nd Asia ARVO (Association for Research in Vision and Ophthalmology) meeting, LVPEI and Indian Eye Research Group, Hyderabad. January 15-18, 2009

National

17th Indian Eye Research Group annual meeting, Aravind Eye Hospital, Madurai. July 27-28, 2008

Inderjeet Kaur**International****Poster presentation**

Association for Research in Vision and Ophthalmology (ARVO) 2008 meeting, Fort Lauderdale, Florida, USA. April 27 – May 1, 2008

Invited speaker

Centre for Eye Research, Melbourne, Australia. August 4, 2008

Paper presentation

Human Genome Organization (HUGO) meeting 2008, Hyderabad. September 27-30, 2008

Invited speaker/Moderator, session

AMD symposium, 2nd Asia ARVO (Association for Research in Vision and Ophthalmology) meeting, LVPEI and Indian Eye Research Group, Hyderabad. January 15-18, 2009

National**Invited faculty**

Padmavati Mahila University, Tirupati. December 15-17, 2008

Srivalli Kaza**International****Poster/Video presentation**

Annual Academy of Ophthalmology annual meeting, Atlanta, USA. November 8-11, 2008

Paper/Poster presentation

2nd Asia ARVO (Association for Research in Vision and Ophthalmology) meeting, LVPEI and Indian Eye Research Group, Hyderabad. January 15-18, 2009

Ramesh Kekunnaya**International****Delegate**

Asia – Pacific Regional Ophthalmology Conference 2008, Allergan, Bangkok. May 1-2, 2008

Poster/Video presentation

World Ophthalmology Congress, International Council of Ophthalmology, Hong Kong. June 28 – July 2, 2008

Poster presentation

Annual meeting of the American Academy of Ophthalmology, Atlanta, USA. November 7-11, 2008

Invited faculty/Strabismus Section Coordinator

2nd Asia ARVO (Association for Research in Vision and Ophthalmology) meeting, LVPEI and Indian Eye Research Group, Hyderabad. January 15-18, 2009

National**Faculty**

Eye-PEP 2008, Postgraduate Education Program in Ophthalmology, LVPEI, Hyderabad. May 9-11, 2008

Invited faculty

Workshop by A P Right to Sight Society, LVPEI, Hyderabad. July 13, 2008

Pediatric Ophthalmology CME, Vizag Ophthalmic Association, Visakhapatnam. July 27, 2008

Invited faculty/Anchor, Panel Discussion

CME on Trends in Optic Neuropathies, Hyderabad Ophthalmic Association, Hyderabad. August 24, 2008

CME on Pediatric Ophthalmology, Vijayawada Academy of Ophthalmology, Vijayawada. August 31, 2008

Organizing secretary

Strabismus: CME and national workshop, LVPEI, Hyderabad. September 13-14, 2008

Invited faculty

Vijcon 2008 – 32nd Andhra Pradesh Ophthalmological Society Annual Conference, Vijayawada. September 26-28, 2008

Strabismic Panorama – annual conference of Strabismus Society of India, New Delhi. October 18-20, 2008

Drishti 2008 – annual conference of Kerala State Ophthalmic Society, Kochi. November 28-30, 2008

Pediatric Ophthalmology – an Update, Aravind Eye Hospital Silver Jubilee Celebrations, Madurai. January 10-11, 2009

Siddharth Kesarwani**International****Poster presentation**

2nd Asia ARVO (Association for Research in Vision and Ophthalmology) meeting, LVPEI and Indian Eye Research Group, Hyderabad. January 15-18, 2009

National**Video presentation**

Interesting cases – an interactive session, annual conference of Orissa State Ophthalmology, Rourkela. October 18-19, 2008

CME – Ophthalmology Update, Orissa State Ophthalmological Society, Cuttack. January 11, 2009

Rohit Khanna**International****Paper/Poster presentations**

Association for Research in Vision and Ophthalmology (ARVO) 2008 meeting, Fort Lauderdale, Florida, USA. April 27 – May 1, 2008

Posters/Video presentation

World Ophthalmology Congress, International Council of Ophthalmology, Hong Kong. June 28 – July 2, 2008

Session faculty/Poster presentation

8th General Assembly, International Agency for Prevention of Blindness, Buenos Aires, Argentina. August 23-29, 2008

Invited speaker

Annual congress of European Association for Vision & Eye Research, Portoroz, Slovenia. September 30 – October 5, 2008

Faculty/Video presentation

Annual meeting of the American Academy of Ophthalmology, Atlanta, USA. November 7-11, 2008

Invited speaker/Paper & Poster presentation

2nd Asia ARVO (Association for Research in Vision and Ophthalmology) meeting, LVPEI and Indian Eye Research Group, Hyderabad. January 15-18, 2009



National

Host faculty

Eye-PEP 2008, Postgraduate Education Program in Ophthalmology, LVPEI, Hyderabad. May 9-11, 2008

Invited speaker/Paper, Video & Poster presentations

66th annual meeting, All India Ophthalmological Society, Jaipur. February 5-9, 2009

Pravin V Krishna

International

Video presentation

Annual meeting of the American Academy of Ophthalmology, Atlanta, USA. November 7-11, 2008

Invited speaker/Free paper presentation/Moderator

2nd Asia ARVO (Association for Research in Vision and Ophthalmology) meeting, LVPEI and Indian Eye Research Group, Hyderabad. January 15-18, 2009

Invited speaker

Cicendo Eye Hospital centenary celebrations, Bandung, Indonesia. January 22-24, 2009

National

Convener/Co-instructor

Vijcon 2008 – 32nd Andhra Pradesh Ophthalmological Society Annual Conference, Vijayawada. September 26-28, 2008

CS Reshmi endowment lecture

Endothelial Keratoplasty, Sarojini Devi Eye Hospital, Hyderabad. October 2008

Invited speaker

Kerala Ophthalmology Society annual meeting, Kochi. December 1-3, 2008

Organizing secretary/Invited speaker

Cornea Day, Asia Cornea Society, LVPEI, Hyderabad. January 14, 2009

Co-instructor/Invited speaker

66th annual meeting, All India Ophthalmological Society, Jaipur. February 5-9, 2009

S Krishnaiah

International

Poster presentation

Association for Research in Vision and Ophthalmology (ARVO) 2008 meeting, Fort Lauderdale, Florida, USA. April 27 – May 1, 2008

Meena Lakshmiopathy

National

Invited faculty

Challenging Situations in Daily Ophthalmology, Smt Rajeshwari Ramakrishnan Lion's Eye Hospital, Nidadavole. May 25, 2008

Poster presentation

66th annual meeting, All India Ophthalmological Society, Jaipur. February 5-9, 2009

Ajit B Majji

National

Invited speaker/Moderator, session

Diabetic Retinopathy Symposium, Lions Clubs International Foundation & LVPEI, Hyderabad. October 4-5, 2008

Invited speaker

Orissa State Ophthalmological Society Conference, Rourkela. October 18, 2008

Chair, session/Invited speaker

XVII Vitreo Retina Society of India meeting, Raichak. December 4-6, 2008

Chief instructor/Moderator, session

66th annual meeting, All India Ophthalmological Society, Jaipur. February 5-9, 2009

Panelist, video sessions

Retina Congress, LVPEI, Visakhapatnam. March 28-29, 2009

Anil K Mandal

International

Faculty/Live surgical demonstration

Workshop on pediatric glaucoma, 30th anniversary of Eye Hospital of Ho Chi Minh City, Ho Chi Minh City, Vietnam. September 8-11, 2008

Invited speaker

Annual meeting of Vietnamese Society of Ophthalmology, Ho Chi Minh City, Vietnam. September 12-13, 2008

Faculty/Poster presentation

Annual meeting of the American Academy of Ophthalmology, Atlanta, USA. November 7-11, 2008

Symposia moderator/Poster presentation

2nd Asia ARVO (Association for Research in Vision and Ophthalmology) meeting, LVPEI and Indian Eye Research Group, Hyderabad. January 15-18, 2009

National

Invited faculty

Meeting of Karnataka Ophthalmological Society and Nethradhama, Bangalore. August 31, 2008

Invited speaker

13th R K Seth Memorial Symposium, Venu Eye Institute & Research Centre, New Delhi. October 2, 2008

Chair, plenary lecture/Invited faculty

XVIII annual conference of Glaucoma Society of India, Chandigarh. October 31 – November 2, 2008

Guru Prasad Manderwad

International

Poster/Paper presentation

2nd Asia ARVO (Association for Research in Vision and Ophthalmology) meeting, LVPEI and Indian Eye Research Group, Hyderabad. January 15-18, 2009

Srinivas Marmamula

International

Poster presentation

8th General Assembly, International Agency for Prevention of Blindness, Buenos Aires, Argentina. August 23-29, 2008

2nd Asia ARVO (Association for Research in Vision and Ophthalmology) meeting, LVPEI and Indian Eye Research Group, Hyderabad. January 15-18, 2009

Annie Mathai

International

Discussant, Scientific Paper Session

2nd Asia ARVO (Association for Research in Vision and Ophthalmology) meeting, LVPEI and Indian Eye Research Group, Hyderabad. January 15-18, 2009

National**Invited speaker**

Diabetic retinopathy symposium, Lions Clubs International Foundation & LVPEI, LVPEI, Hyderabad. October 4-5, 2008
8th annual meeting of Uveitis Society of India, Hyderabad. January 19, 2009

Panelist

Retina Congress, LVPEI, Visakhapatnam. March 28-29, 2009

Ramesh Murthy**International****Paper presentation**

8th General Assembly, International Agency for Prevention of Blindness, Buenos Aires, Argentina. August 23-29, 2008

Invited speaker

Silver Jubilee Meeting, Chittagong Eye Infirmary and Training Complex, Chittagong, Bangladesh. October 25-26, 2008

Poster/Video presentation/Instructor

Annual meeting of the American Academy of Ophthalmology, Atlanta, USA. November 7-11, 2008

Invited speaker/Poster presentation

2nd Asia ARVO (Association for Research in Vision and Ophthalmology) meeting, LVPEI and Indian Eye Research Group, Hyderabad. January 15-18, 2009

National**Invited speaker**

Workshop for creation of school screening protocol, AP Right to Sight Society, Hyderabad. July 12-13, 2008

27th Annual CME, Sarojini Devi Eye Hospital and Regional Institute of Ophthalmology, Hyderabad. August 20, 2008

In-house faculty

Strabismus: CME and national workshop, LVPEI, Hyderabad. September 13-14, 2008

Invited speaker/Convenor, symposium

Vijcon 2008 – 32nd Andhra Pradesh Ophthalmological Society Annual Conference, Vijayawada. September 26-28, 2008

Invited speaker

National Programme for Control of Blindness, Vijayawada. September 28, 2008

Invited speaker/Convener

Strabismic Panorama 2008: 15th annual conference of Strabismological Society of India, New Delhi. October 18-20, 2008

Invited speaker/Paper presentation

Karnataka Ophthalmological Society conference, Shimoga. November 7-9, 2008

Moderator/Convener

Delhi Ophthalmic Society Mid-term conference, New Delhi. November 22-23, 2008

Invited speaker

Cutting Edge 2008: Oculoplasty and Oncology Update, LVPEI, Visakhapatnam. November 30, 2008

Oculoplasty Panorama 2008, 19th annual meeting of Oculoplasty Society of India, Gurgaon. December 5-7, 2008

Poster/Video presentation/Instructor/Moderator

66th annual meeting, All India Ophthalmological Society, Jaipur. February 5-9, 2009

Somasheila Murthy**International****Poster presentations**

World Ophthalmology Congress, International Council of Ophthalmology, Hong Kong. June 28 – July 2, 2008

Volunteer faculty

ORBIS Flying Eye Hospital training program, Harbin, China. August 25-30, 2008

Invited speaker/Poster presentation/Faculty

2nd Asia ARVO (Association for Research in Vision and Ophthalmology) meeting, LVPEI and Indian Eye Research Group, Hyderabad. January 15-18, 2009

Invited faculty/Poster presentation

6th international workshop on VKH disease and Sympathetic Ophthalmia and 2nd International workshop on Sarcoidosis, Singapore. February 27 – March 1, 2009

National**Invited speaker**

CME on Uveitis, Karnataka Ophthalmological Society, Coorg. April 26-27, 2008

Faculty/Free paper presentation

Vijcon 2008 – 32nd Andhra Pradesh Ophthalmological Society Annual Conference, Vijayawada. September 26-28, 2008

Faculty

41st Indian Contact Lens Education Programme (Basic and Advanced course), LVPEI, Hyderabad. December 4-8, 2008

Organizing secretary/Faculty

8th annual meeting of Uveitis Society of India, Hyderabad. January 19, 2009

Invited speaker

CME on Instruments in Ophthalmology, Hyderabad Ophthalmological Society, Hyderabad. March 15, 2009

60th annual meeting of Delhi Ophthalmological Society, New Delhi. March 20-22, 2009

Milind Naik**International****Invited faculty**

5th annual meeting of Asia Pacific Society of Ophthalmic Plastic & Reconstructive Surgery (APSOPRS), Seoul, Korea. June 20-22, 2008

International Master Course on Aging Skin (IMCAS) Group, Singapore. July 13-15, 2008

2nd international symposium, International Speciality Eye Centre (ISEC), Kuala Lumpur. February 28 – March 1, 2009

National**Course director/Faculty**

CosmoLase 2008, LVPEI, Hyderabad, India. November 2, 2008

Invited faculty

Cutting Edge 2008: Oculoplasty and Oncology Update, LVPEI, Visakhapatnam. November 30, 2008

Invited faculty/Scientific Committee member

International Master Course on Aging Skin (IMCAS) Group, Agra. December 1-2, 2008

Invited faculty

19th annual meeting of Oculoplasty Association of India, Gurgaon, New Delhi. December 5-7, 2008



Raja Narayanan

International

Poster presentation

Association for Research in Vision and Ophthalmology (ARVO) 2008 meeting, Fort Lauderdale, Florida, USA.
April 27 – May 1, 2008

Invited speaker/Discussant

2nd Asia ARVO (Association for Research in Vision and Ophthalmology) meeting, LVPEI and Indian Eye Research Group, Hyderabad. January 15-18, 2009

National

Host faculty

Eye-PEP 2008, Postgraduate Education Program in Ophthalmology, LVPEI, Hyderabad. May 9-11, 2008

Invited speaker

Investigators Forum, Novartis, Mumbai. June 2008

Tapas Ranjan Padhi

National

Invited faculty

Eye-PEP 2008, Postgraduate Education Program in Ophthalmology, LVPEI, Hyderabad. May 9-11, 2008

Invited speaker

Shared Clinical Experience Network (SCENE) meeting for Macugen users, Pfizer India, New Delhi. September 7, 2008

Invited faculty

Diabetic retinopathy symposium, LVPEI, Hyderabad.
October 4-5, 2008

Annual conference of Orissa State Ophthalmic Society, Rourkela.
November 11-12, 2008

Paper presentation

XVII annual conference of Vitreoretinal Society of India, Raichak.
December 4-6, 2008

Invited speaker

CME – Ophthalmology Update, Orissa State Ophthalmological Society, Cuttack. January 11, 2009

XIII Retina Congress, LVPEI, Visakhapatnam.
March 28-29, 2009

B Padhmavathi

National

In-house faculty

20th Low vision Awareness Program (LAP), LVPEI, Hyderabad.
September 19-21, 2008

Vidya Parsam

International

Poster presentation

2nd Asia ARVO (Association for Research in Vision and Ophthalmology) meeting, LVPEI and Indian Eye Research Group, Hyderabad. January 15-18, 2009

National

Paper presentation

K V Rao Scientific Society, Centre for Cellular and Molecular Biology, Hyderabad. March 28, 2009

Avinash Pathengay

International

Poster presentation

Annual meeting of the American Academy of Ophthalmology, Atlanta, USA. November 7-11, 2008

Invited speaker/Poster presentation

2nd Asia ARVO (Association for Research in Vision and Ophthalmology) meeting, LVPEI and Indian Eye Research Group, Hyderabad. January 15-18, 2009

National

Invited faculty

Eye-PEP 2008, Postgraduate Education Program in Ophthalmology, LVPEI, Hyderabad. May 9-11, 2008

Challenging Situations in Daily Ophthalmology, Smt Rajeshwari Ramakrishnan Lion's Eye Hospital, Nidadavole. May 25, 2008

Visakha Ophthalmic Association Meeting, Visakhapatnam.
June 8, 2008

Invited speaker

Vijcon 2008 – 32nd Andhra Pradesh Ophthalmological Society Annual Conference, Vijayawada. September 26-28, 2008

XVII Vitreo Retina Society of India meeting, Raichak.
December 4-6, 2008

Organising secretary

XIII Retina Congress, LVPEI, Visakhapatnam.
March 28-29, 2009

Naresh Polisetti

International

Paper presentation

2nd Asia ARVO (Association for Research in Vision and Ophthalmology) meeting, LVPEI and Indian Eye Research Group, Hyderabad. January 15-18, 2009

Surya Prakash G Ponnam

International

Poster presentation

2nd Asia ARVO (Association for Research in Vision and Ophthalmology) meeting, LVPEI and Indian Eye Research Group, Hyderabad. January 15-18, 2009

Giridhar Pyda

International

Poster presentation

2nd Asia ARVO (Association for Research in Vision and Ophthalmology) meeting, LVPEI and Indian Eye Research Group, Hyderabad. January 15-18, 2009

National

Program coordinator

AP Right to Sight Society workshop for creation of school screening protocol, LVPEI, Hyderabad. July 12-13, 2008

Deepa Raizada

International

Poster/Oral presentation

2nd Asia ARVO (Association for Research in Vision and Ophthalmology) meeting, LVPEI and Indian Eye Research Group, Hyderabad. January 15-18, 2009

National

Invited speaker

66th annual meeting, All India Ophthalmological Society, Jaipur.
February 5-9, 2009

Usha Raman

International

Free paper presentation

2nd Asia ARVO (Association for Research in Vision and Ophthalmology) meeting, LVPEI and Indian Eye Research Group, Hyderabad. January 15-18, 2009

National**Faculty**

Public Health Fellowship Program, Administrative Staff College of India and Centers for Disease Control, Hyderabad.
May 26-31, 2008

Invited panelist

Expert Programme Committee, Postgraduate diploma course in science communication, Indira Gandhi National Open University, New Delhi. September 13-14, 2008

Gullapalli N Rao**International****Invited speaker**

Second World Conference on Optometric Globalisation, World Council of Optometry, London, UK. April 11-13, 2008
Session: The impact of VISION 2020: The Right to Sight in responding to the challenges of globalisation and public health
Topic: IAPB: Delivering VISION 2020

Keynote lecture

XXXVIII Nordic Congress of Ophthalmology, Tromso, Norway. June 14-16, 2008
Topic: *Global blindness and its prevention*
Session: Partnership in ophthalmology
Topic: *The idea of partnership in ophthalmology*

Invited speaker

World Ophthalmology Congress, International Council of Ophthalmology, Hong Kong. June 28 – July 2, 2008
Session: Luncheon for Ophthalmologic Society advocates
Topic: *International initiatives: IAPB, WHO and VISION 2020*

Chair, Session: Programme – VISION 2020

Session: WHO Collaborating Centres: Role in education
Keynote Introductory Lecture: *WHO Collaborating Centres – The role in education*

Chair, Session: Programme – World forum of non-profit organisations in vision and prevention of blindness
Session: Building sustainable programmes for prevention of blindness in developing countries
Topic: *Sustainable eye care programmes: LVPEI model*

Programme: VISION 2020

Session: Fund raising for blindness prevention
Topic: *Self-financing (sustainable models)*

Programme: Low vision

Session: Vision rehabilitation in Asia: A report on the state of low vision – efforts and achievements
Topic: *Community ophthalmology in India*

Invited speaker

“**Extraordinary Ophthalmology**”, University of Wisconsin, School of Medicine and Public Health, Madison, WI, USA.
July 11-12, 2008
Session: Global and public health ophthalmology
Topic: *Can we eliminate avoidable blindness globally? VISION 2020 and others*

Presidential Address

Opening session, 8th General Assembly, International Agency for Prevention of Blindness, Buenos Aires, Argentina.
August 23-29, 2008

Presidential Address

Session: Course on Vision Centres
Topic: *Vision Centres – Concept & Origin*

Instructor/Resource Person

Annual meeting of the American Academy of Ophthalmology, Atlanta, USA. November 7-11, 2008
Course: Development of a comprehensive, high quality, sustainable, rural eye care model in developing countries
Topic: *Issues affecting delivery of sustainable eye care*

Other meetings attended

- ONE network meeting
- Meeting with NGO Representatives: Human Resource Programme Committee of IAPB

Visiting Professor – Duke Centre for Global Health and Duke Eye Centre, Duke University, Durham, USA

Session: The State of Vision Research in Asia.
November 12-14, 2008
Topic: *Role of research in developing countries – eye health problems*

Chairman’s Guest Lecture

Topic: *Eye care delivery model for developing countries*

Keynote Lecture – Global Eye Health Symposium, Duke Centre for Global Health

Symposium: ‘Global blindness: Integrated approaches to cure’
Topic: *Pathways for eradicating blindness: Vision 2020: The Right to Sight*

Invited lecture

Topic: *L V Prasad Eye Institute eye research model – US-India eye research collaboration*

Lecture to ophthalmology residents and students

Topic: *Corneal blindness: Strategies for control*

Chair, Plenary Session

2nd Asia ARVO (Association for Research in Vision and Ophthalmology) meeting, LVPEI and Indian Eye Research Group, Hyderabad. January 15-18, 2009
Topic: *Gazing at the crystal ball: Ophthalmology in 2020*

Chair

Session: Sustainable models in community-based eye care delivery
Session: Keynote Session 2

Invited lecture

Session: VISION 2020 – strategies and action
Topic: *VISION 2020 – progress and future*

National**Invited speaker**

2nd Dr R K Seth Memorial Lecture, 13th Dr R K Seth Memorial Symposium, Venu Eye Institute & Research Centre, New Delhi. October 2, 2008
Topic: *Challenges of blindness – Can we make VISION 2020 work?*

National Consultation Meeting, National Programme for Control of Blindness, New Delhi. November 5, 2008
Topic: *An alternative way of approaching blindness problem in India*

Workshop on community eye health: Challenges and Opportunities, 10th anniversary of International Centre for Advancement of Rural Eye Care (ICARE), LVPEI, Hyderabad. December 17-18, 2008
Topics: *10 years of ICARE Challenges for VISION 2020 and beyond*

Annual Congress, Kolkata Academy of Ophthalmology, Kolkata. January 3-4, 2009
Topic: *Corneal blindness: challenges and possible solutions*



K Nageswara Rao

International

Poster presentation

2nd Asia ARVO (Association for Research in Vision and Ophthalmology) meeting, LVPEI and Indian Eye Research Group, Hyderabad. January 15-18, 2009

Suryasnata Rath

International

Poster presentation

Annual meeting of the American Academy of Ophthalmology, Atlanta, USA. November 7-11, 2008

Invited speaker/Free paper presentation

2nd Asia ARVO (Association for Research in Vision and Ophthalmology) meeting, LVPEI and Indian Eye Research Group, Hyderabad. January 15-18, 2009

National

Invited faculty

Eye-PEP 2008, Postgraduate Education Program in Ophthalmology, LVPEI, Hyderabad. May 9-11, 2008

Cutting Edge, LVPEI, Visakhapatnam. November 30, 2008

Varsha Rathi

International

Invited speaker/Moderator/Poster/Paper presentation

2nd Asia ARVO (Association for Research in Vision and Ophthalmology) meeting, LVPEI and Indian Eye Research Group, Hyderabad. January 15-18, 2009

National

Invited speaker

Cornea and Contact Lens meeting, LVPEI, Bhubaneswar. August 15-17, 2008

Faculty

41st Indian Contact Lens Education Programme (Basic and Advanced course), LVPEI, Hyderabad. December 4-8, 2008

Rajeev K Reddy

International

Poster presentations

2nd Asia ARVO (Association for Research in Vision and Ophthalmology) meeting, LVPEI and Indian Eye Research Group, Hyderabad. January 15-18, 2009

National

Poster presentation

8th annual meeting of Uveitis Society of India, Hyderabad. January 19, 2009

G Ashok Kumar Reddy

International

Invited speaker

42nd annual meeting of Ocular Microbiology and Immunology Group, Atlanta, USA. November 7, 2008

Poster presentation

Annual meeting of the American Academy of Ophthalmology, Atlanta, USA. November 7-11, 2008

Invited speaker

2nd Asia ARVO (Association for Research in Vision and Ophthalmology) meeting, LVPEI and Indian Eye Research Group, Hyderabad. January 15-18, 2009

National

Invited speaker

32nd National Congress of Indian Association of Medical Microbiologists, Armed Forces Medical College, Pune. October 21-25, 2008

Puroshottam Reddy

International

Paper presentation

2nd Asia ARVO (Association for Research in Vision and Ophthalmology) meeting, LVPEI and Indian Eye Research Group, Hyderabad. January 15-18, 2009

Virender Sachdeva

International

Poster presentation

World Ophthalmology Congress, International Council of Ophthalmology, Hong Kong. June 28 – July 2, 2008

Annual meeting of the American Academy of Ophthalmology, Atlanta, USA. November 7-11, 2008

Poster/Paper presentations

2nd Asia ARVO (Association for Research in Vision and Ophthalmology) meeting, LVPEI and Indian Eye Research Group, Hyderabad. January 15-18, 2009

National

Invited faculty

Eye-PEP 2008, Postgraduate Education Program in Ophthalmology, LVPEI, Hyderabad. May 9-11, 2008

Strabismus: CME and national workshop, LVPEI, Hyderabad. September 13-14, 2008

Strabismic Panorama 2008: 15th annual conference of Strabismological Society of India, New Delhi. October 18-20, 2008

Discussant, Free paper session

66th All India Ophthalmological Society meeting, Jaipur. February 5-9, 2009

Jayanthi Sagar

National

Project coordinator

Training programs for vision technician, Markapuram, Andhra Pradesh. June 7, 2008

B Murali Mohan Sagar

International

Paper presentation

2nd Asia ARVO (Association for Research in Vision and Ophthalmology) meeting, LVPEI and Indian Eye Research Group, Hyderabad. January 15-18, 2009

Srikant Kumar Sahu

International

Paper presentation

Annual meeting of the American Academy of Ophthalmology, Atlanta, USA. November 7-11, 2008

Poster presentation

2nd Asia ARVO (Association for Research in Vision and Ophthalmology) meeting, LVPEI and Indian Eye Research Group, Hyderabad. January 15-18, 2009

National**Poster presentation**

17th Indian Eye Research Group annual meeting, Aravind Eye Hospital, Madurai. July 27-28, 2008

Invited speaker

CME, Orissa State Ophthalmic Society meeting, Puri. September 14, 2008

Orissa State Ophthalmic Society meeting, Rourkela. November 11-12, 2008

CME, Orissa State Ophthalmic Society meeting, Cuttack. November 11, 2008

Virender S Sangwan**International****Invited faculty**

Association for Research in Vision and Ophthalmology (ARVO) meeting, Fort Lauderdale, Florida, USA. April 27 – May 1, 2008

Uveitis subspecialty day during annual meeting of American Academy of Ophthalmology, Atlanta, USA. November 7-11, 2008

BJO editorial meeting during annual meeting of American Academy of Ophthalmology, Atlanta, USA. November 7-11, 2008

Invited speaker

2nd Asia ARVO (Association for Research in Vision and Ophthalmology) meeting, LVPEI and Indian Eye Research Group, Hyderabad. January 15-18, 2009

National**Chief faculty**

Eye India 08 – 4th community ophthalmology conference for cornea symposium, H V Desai Eye Hospital, Pune. April 13, 2008

Invited speaker

IX biennial conference of SAARC Academy of Ophthalmology, New Delhi. August 22-24, 2008

Jodhpur Ophthalmic Society meeting, Tarabai Desai Eye Hospital, Jodhpur. September 14, 2008

Annual meeting of Delhi Ophthalmological Society, New Delhi. March 20-22, 2009

Soumya Savy**International****Poster presentation**

2nd Asia ARVO (Association for Research in Vision and Ophthalmology) meeting, LVPEI and Indian Eye Research Group, Hyderabad. January 15-18, 2009

G Chandra Sekhar**International****Free paper presentation**

Association for Research in Vision and Ophthalmology (ARVO) 2008 meeting, Fort Lauderdale, Florida, USA. April 27 – May 1, 2008

Invited participant/Presentation

World Glaucoma Association meeting, World Ophthalmologist Congress, Hong Kong June 27 – July 2, 2008

Chair, Scientific Session/Invited speaker

Khareef International Ophthalmology Conference, Salalah, Oman. July 22-24, 2008

Invited speaker/Chair, sessions

2nd Asia ARVO (Association for Research in Vision and Ophthalmology) meeting, LVPEI and Indian Eye Research Group, Hyderabad. January 15-18, 2009

Invited speaker

100th anniversary of Cicendo Eye Hospital, Bandung, Indonesia. January 23-24, 2009

Co-chair, Scientific session/Invited speaker

Oman Ophthalmic Society, International Glaucoma Conference, Oman. February 25-26, 2009

National**Invited speaker**

Zonal meet of Glaucoma Society of India, Bhopal Divisional Ophthalmic Society, Bhopal. April 13, 2008

Dr RHP Sinha oration

Mid-term conference, Glaucoma scientific program under the aegis of Glaucoma Society of India, Bihar Ophthalmological Society, Patna. May 25, 2008

Invited speaker

Glaucoma meet, Rajan Eye Care, Chennai. August 31, 2008

Chair, Siva Reddy Oration/Invited speaker

Vijcon 2008 – 32nd Andhra Pradesh Ophthalmological Society Annual Conference, Vijayawada. September 26-28, 2008

Panel member

Sustainability in eye care meeting, Aravind Eye Hospital, Pondicherry. October 12-13, 2008

Invited speaker/Chair, sessions

XVIII Glaucoma Society of India 2008 meeting, Chandigarh. October 31 – November 2, 2008

Chair, session/Faculty/Free paper

66th annual meeting, All India Ophthalmological Society, Jaipur. February 5-9, 2009

Endowment lecture

Guntur Medical Association meeting in memory of Dr C Sambasiva Rao, Guntur. February 15, 2009

Sirisha Senthil**International****Poster presentation**

Association for Research in Vision and Ophthalmology (ARVO) 2008 meeting, Fort Lauderdale, Florida, USA. April 27 – May 1, 2008

Paper presentation/Moderator, session

2nd Asia ARVO (Association for Research in Vision and Ophthalmology) meeting, LVPEI and Indian Eye Research Group, Hyderabad. January 15-18, 2009

National**Invited speaker**

CME Program: Update on Medical Management of Glaucoma, Central Hospital, South Central Railway, Hyderabad. July 19-20, 2008

27th CME for postgraduate students, Sarojini Devi Eye Hospital, Hyderabad. August 24, 2008

Paper/Video presentation

XVIII annual conference of Glaucoma Society of India, Chandigarh. October 31 – November 2, 2008

**Faculty/Poster/Video/Free paper presentation**

66th annual meeting, All India Ophthalmological Society, Jaipur. February 5-9, 2009

Faculty

Glaucoma Update, LVPEI, Visakhapatnam. March 8, 2009

Invited speaker

Hyderabad Ophthalmic Association meeting, Hyderabad. March 15, 2009

Savitri Sharma**International****Invited faculty**

International conference on Nano-Medicine and Recent Advances in Ophthalmic Research, Kamal Nayan Bajaj Institute for Research in Vision and Ophthalmology, Sankara Nethralaya, Chennai. September 3-5, 2008

Faculty/Free paper presentation

Annual meeting of the American Academy of Ophthalmology, Atlanta, USA. November 7-11, 2008

Faculty

2nd Asia ARVO (Association for Research in Vision and Ophthalmology) meeting, LVPEI and Indian Eye Research Group, Hyderabad. January 15-18, 2009

National**Invited faculty**

Eye-PEP 2008, Postgraduate Education Program in Ophthalmology, LVPEI, Hyderabad. May 9-11, 2008

Sterrad Users' State Chapter meeting, LVPEI, Bhubaneswar. May 17, 2008

National Update on Cornea, Bhopal Divisional Ophthalmic Society, Bhopal. September 7, 2008

Workshop on 'Diagnostic techniques in Ocular parasitology: Microsporidia and *Acanthamoeba*', Department of Microbiology, Bhopal Memorial Hospital and Research Centre (for IAMM – MP Chapter), Bhopal. September 7, 2008

Paper presentation

32nd annual meeting of Indian Association of Medical Microbiologists, Armed Forces Medical College, Pune. October 21-25, 2008

Invited faculty

2nd annual meeting of Indian Academy of Tropical Parasitology, All India Institute of Medical Sciences, New Delhi. October 31, 2008

3rd annual meet, Indian Association of Ophthalmic Pathologists meet, Hyderabad. January 20, 2009

66th annual meeting, All India Ophthalmological Society, Jaipur. February 5-9, 2009

Invited speaker

CME, KMC International Centre, Kasturba Medical College, Manipal. March 1, 2009

Hardeep Pal Singh**International****Poster/Paper presentation**

2nd Asia ARVO (Association for Research in Vision and Ophthalmology) meeting, LVPEI and Indian Eye Research Group, Hyderabad. January 15-18, 2009

National**Paper presentation**

17th Indian Eye Research Group annual meeting, Aravind Eye Hospital, Madurai. July 27-28, 2008

Rishi Swarup**International****Poster/Video presentation**

World Ophthalmology Congress, International Council of Ophthalmology, Hong Kong. June 28 – July 2, 2008

National**Presentation/Quiz/OSCE organizer**

Eye-PEP 2008, Postgraduate Education Program in Ophthalmology, LVPEI, Hyderabad. May 9-11, 2008

Mukesh Taneja**International****Poster presentation/Discussant**

2nd Asia ARVO (Association for Research in Vision and Ophthalmology) meeting, LVPEI and Indian Eye Research Group, Hyderabad. January 15-18, 2009

National**Invited speaker**

41st Indian Contact Lens Education Programme (Basic and Advanced course), LVPEI, Hyderabad. December 4-8, 2008

Delhi Ophthalmology Society annual conference, New Delhi. March 22, 2009

Shubha Tiwari**International****Poster presentation**

2nd Asia ARVO (Association for Research in Vision and Ophthalmology) meeting, LVPEI and Indian Eye Research Group, Hyderabad. January 15-18, 2009

PVKS Varma**National****Invited faculty**

Challenging Situations in Daily Ophthalmology, Smt Rajeshwari Ramakrishnan Lion's Eye Hospital, Nidadavole. May 25, 2008

Program faculty

Glaucoma Update, LVPEI, Visakhapatnam. March 8, 2009

Geeta K Vemuganti**International****Invited speaker/Chairperson, Award Paper session**

5th World Congress On Tissue Banking, 12th International Conference of Asia Pacific Association of Surgical Tissue Banks, Minister of Health (MOH), Minister of Science, Technology and Innovation (MOSTI), Minister of Higher Education (MOHE), Kuala Lumpur, Malaysia. June 4-5, 2008

Invited speaker

World Ophthalmology Congress, International Council of Ophthalmology, Hong Kong. June 28 – July 2, 2008

International conference on Nano-Medicine and Recent Advances in Ophthalmic Research, Kamal Nayan Bajaj Institute for Research in Vision and Ophthalmology, Sankara Nethralaya, Chennai. September 3-5, 2008

Symposium on ocular stem cells, National Institute for Cellular Biotechnology, Dublin City University, Dublin, Ireland.

October 15-17, 2008

1st Research Coordination Meeting, IAEA Headquarters (Vienna International Centre), Vienna, Austria. December 1-3, 2008

Invited speaker/Chair & Moderator, session

2nd Asia ARVO (Association for Research in Vision and Ophthalmology) meeting, LVPEI and Indian Eye Research Group, Hyderabad. January 15-18, 2009

National**Invited speaker**

PSG Institute of Medical Science and Research, Peelamedu, Coimbatore. June 14, 2008

Indo-US Science and Technology Forum – 9th Indo-US cytometry workshop, The Manipal Institute of Regenerative Medicine, Manipal University, Bangalore. July 24, 2008

17th annual meeting of Indian Eye Research Group, Aravind Eye Hospital, Madurai. July 27-28, 2008

Ophthalmic Pathology seminar, Bhopal Divisional Ophthalmic Society, Bhopal. September 6-7, 2008

External examiner

Ph D Viva, BITS, Pilani. September 10, 2008

Invited speaker

Inauguration of BD-NCBS Centre of Excellence in Cytometry, National Centre for Biological Sciences, Bangalore.

September 19, 2008

Annual meeting, A P State Ophthalmological Society, Vijayawada. September 26, 2008

30th annual conference, Indian Society of Pedodontics and Preventive Dentistry, Hyderabad. November 13, 2008

Department of Science and Technology workshop, Kochi. December 14-15, 2008

4th hands-on Advanced Training in Genetic Diagnosis and Counseling, Institute of Genetics and Hospital for Genetic Diseases, Osmania University, Hyderabad. January 23, 2009

Sree Chitra Trunal Institute for Medical Sciences and Technology, Tiruvananthapuram. January 27, 2009

BioAsia 2009: The Global Biobusiness Forum, Hyderabad. February 4, 2009

TRANSRAPCON 2009 – State Conference of Pathology and Transfusion Medicine, Govt. Medical College, Kota.

February 21-22, 2009

Kovai Vilas**International****Poster presentation**

8th General Assembly, International Agency for Prevention of Blindness, Buenos Aires, Argentina. August 23-29, 2008

2nd Asia ARVO (Association for Research in Vision and Ophthalmology) meeting, LVPEI and Indian Eye Research Group, Hyderabad. January 15-18, 2009

National**Coordinator**

Workshop on Training of Trainers for Seeing is Believing – Vision Centre Project (supported by Standard Chartered Bank), ICARE – LVPEI, Kismatpur, Hyderabad. July 2008

Jachin David Williams**International****Poster presentation**

8th General Assembly, International Agency for Prevention of Blindness, Buenos Aires, Argentina. August 23-29, 2008

2nd Asia ARVO (Association for Research in Vision and Ophthalmology) meeting, LVPEI and Indian Eye Research Group, Hyderabad. January 15-18, 2009

National**Invited speaker**

National seminar on Rural Healthcare, Byrraju Foundation, Hyderabad. December 12, 2008

National Convention of Samadrishti Kshamatha-vikas Aevam Anusandhaan Mandal (SAKSHAM), Lucknow. November 28-30, 2008



Our Support

When a family decides to rise above personal grief to make sight possible for hundreds of children, when a philanthropist's vision pushes the edge of knowledge in search of answers that will bring vision to others, when sensible collaboration results in a widening of the network of care for the disadvantaged, and when financial success is shared in a way that spreads good fortune... then our network of vision too grows, and we are able to do more, and help more people. While acknowledging all the generosity that we have benefited from, we present here a few of the stories of giving...

L V Prasad Eye Institute is managed by two trusts: Hyderabad Eye Institute and Hyderabad Eye Research Foundation. All donations made to Hyderabad Eye Research Foundation are 125% exempt under section 35 (i) (ii) and donations made to Hyderabad Eye Institute are 50% exempt under section 80G of the Income Tax Act.



From tragedy springs hope for many

Miriam Hyman Memorial Trust

It was in early November 2007 that Mavis and John Hyman from London contacted Dr Gullapalli N Rao (Chairman, LVPEI group) about the possibility of a private donation. They had in mind a grant for a pediatric unit. It was just 16 months since the L V Prasad Eye Institute at Bhubaneswar had been set up. The children's eye care centre had yet to take off – the Institute was in search of a philanthropic offer. The enquiry was a godsend.

John and Mavis Hyman, both in their 70s, had two daughters – Esther and Miriam. In July 2005, Miriam, just 32, was killed in the London bombings of 7/7. Warm-hearted, generous, and talented, Miriam had touched many hearts in her short life. Seeking to do something meaningful in her name, the Hyman family set up a restricted fund within ORBIS, UK, and with the help of friends, organized a series of fund-raising events (www.miriam-hyman.com).

As an artist Miriam was profoundly aware of the value of the sense of sight. One of her favourite pastimes was walking in the countryside, and with the aid of spectacles for distance, she was able to enjoy the environment she loved and respected. Hence the family decided to support a vision charity. The Trustees of the Miriam Hyman Memorial Trust thought that their funds could best be used directly by service providers in a developing country, and money from the Miriam Hyman Memorial Fund, together with compensation received from the Mayor of London's London Bombings Fund, was transferred to LVPEI.

The Miriam Hyman Children's Eye Care Centre (MHCECC) on LVPEI's Bhubaneswar campus was inaugurated on July 3, 2008, coinciding with the campuses' second anniversary. The Centre is a comprehensive



Miriam Hyman

children's eye care unit, reaches out to all children from across the state of Orissa regardless of the ability to pay, covering a population of about 50 million. The vision is to build capacity until the Centre becomes a dedicated children's institute. An education centre is also planned to develop human resources in eye care service provision in India and the developing world.

At the inauguration ceremony in Bhubaneswar, Esther said, "It's difficult to express our feelings when it was suggested that the Children's Eye Care Centre would be named after Miriam. Miriam was a positive person and we had to honour the way she lived. In her lifetime she sowed seeds of caring and generosity, and it is our duty to help those seeds flourish. With this partnership between LVPEI, the Miriam Hyman Memorial Trust and the newly-created Miriam Hyman Children's Eye Care Centre we feel that we are fulfilling that destiny."

"Miriam would support the fact that treatment is available to patients irrespective of the ability to pay, so that any child who presents with any eye care issue will be treated. This also reflects how Miriam was; she had a way of making every person feel valued, wanted and loved, and we hope that this will continue through the work of the Miriam Hyman Children's Eye Care Centre. We would like to pledge the ongoing support of the Miriam Hyman Memorial Trust to the Centre."

Dr Rao's vision is that every child in Orissa who needs any form of eye care should have access to the highest quality of eye care through the Miriam Hyman Children's Eye Care Centre. "The donation coming from a middle-class retired couple is an inspiring tale of generosity. We are fortunate to be recipients of such help as we evolve more to undertake greater responsibilities for the elimination of needless visual impairment," he declared.



Child patients playing at the Miriam Hyman Children's Eye Care Centre



Champalimaud Foundation



Mr António de Sommer Champalimaud

On January 30, 2008, the Champalimaud Translational Centre of Eye Research (C-TRACER) was inaugurated at L V Prasad Eye Institute, Hyderabad. A world class translational research facility for the analysis, management and treatment of selected eye disorders, C-TRACER symbolizes the partnership between Champalimaud Foundation and LVPEI. LVPEI has been conducting vision related translational research and has utilised stem cells for the treatment of eye diseases. The agreement with Champalimaud Foundation formalized a link between the scientific communities of Portugal, Africa and Asia, allowing for the creation of programs specific to the Lusophone countries of Africa, allowing Portuguese scientists to participate in research activities at LVPEI, Hyderabad.

The Champalimaud Foundation, based in Lisbon, Portugal, was created on the bequest of the late Portuguese industrialist and entrepreneur, António de Sommer Champalimaud. The Foundation has a long-term commitment to support medical research, particularly in the fields of neuroscience, cancer and vision sciences.

The inaugural ceremony in January 2008 was attended by a host of dignitaries from Portugal, including Dr Leonor Beleza, President of the Champalimaud Foundation and the Ambassador of Portugal to India Mr Luis Filipe de Castro Mendes. A translational research symposium

marked the event, with Prof N K Ganguly, UNESCO Centre for Translational Research and Training, New Delhi, delivering the First Champalimaud Lecture on 'Translational Research: Scenario and Opportunities in India'. Other distinguished speakers included Prof Robert Folberg of the University of Illinois Chicago campus, Chicago, USA; Prof Jost Jonas from the University of Heidelberg, Germany; Dr Miguel Castelo-Branco from Coimbra, Portugal; and Prof Brien Holden, CEO, Institute of Eye Research, Australia.

The success of the symposium led to a decision to hold Annual Champalimaud Symposia on January 30th every year. The Second Champalimaud Symposium was held on January 30, 2009. Dr Jeremy Nathans, Professor of Molecular Biology and Genetics at the Johns Hopkins University School of Medicine, Baltimore, USA, delivered the keynote lecture on 'Evolution of primate color vision' as an online video presentation. (*More in Seminars & Workshops pages 56*)

The Champalimaud Foundation and LV Prasad Eye Institute share a common vision: a world free of preventable or treatable blindness. In common with LVPEI, the Champalimaud Foundation also believes that the bench-to-bedside approach of translational research is one of the most effective ways to find novel solutions to vision disorders. To this end, the Foundation and LVPEI have joined together to create a partnership that will ultimately benefit the lives of people throughout the world.



Dr Leonor Beleza, President, Champalimaud Foundation, at the inaugural

Reaching out to make a difference

Meera & L B Deshpande Centre for Sight Enhancement



Volunteers and rehabilitation faculty at the summer camp for clients of the Meera & L B Deshpande Centre for Sight Enhancement

Mr L B Deshpande retired from Osmania University in 1972 as its Registrar, continuing to work as Registrar of the Central Institute of English and Foreign Languages, Hyderabad. Later, he volunteered his services to Hyderabad Public School and as the Honorary Secretary of the Andhra Mahila Sabha's colleges for women. During his 40 years as an administrator in higher education, he earned a reputation of a hard working executive who strived to cut the red tape. He always conveyed a tremendous sense of optimism and energy and had a great sense of humour. His wife Mrs. Meera Deshpande meanwhile built a network of social and family relationships with her signature kindness and smiling face.

LVPEI Hyderabad's Meera and L B Deshpande Centre for Sight Enhancement was set up with the support of their surviving children Vinay, Rewati, Sanjay, and the late Suneeti, in memory of their parents. Mr Vinay Deshpande founded five IT companies and is currently Chairman and CEO of Encore Software Ltd, in Bangalore (India) and retains a substantial financial interest in two others, while his wife Chhanda (Meghna) is the Executive Director of Encore. Mrs Rewati works for a bank in London (UK) while her husband Dr Madan Maha retired after over 20 years as an eye specialist in the UK National Health Service. Mr Sanjay Deshpande is Vice President of Aerospace and Defense at EnerSys in Wyomissing, Pennsylvania (USA), while his wife Smita teaches psychology in a local college.

Here, in their words, is the story of how the Centre came about...

We chose to support LVPEI because our father, the late Shri L B Deshpande, had a soft corner for it. He had been treated there, and had an extremely high regard and admiration for Dr G N Rao and his commitment and dedication to bringing state-of-the-art eye care to India. Of course, all of us had also seen this and therefore felt, when our father passed away in 1993, that one of the best ways of honouring our parents' memory would be to

support LVPEI. Rewa's husband, UK-based ophthalmologist Dr Madan Maha naturally helped reinforce our decision.

Our parents imbibed in us the value of hard work, honesty and helpfulness, by example. Whenever relatives, friends or the staff (household as well as those at the University) approached them for help, they rarely said "no". Looking back, we see how their helping hand was instrumental in



changing the direction of so many lives for the better. The selfless manner in which they reached out to others was inspirational. We saw in LVPEI the opportunity to continue the natural goal of their existence – making a difference in someone’s life by thinking beyond yourself. Constantly striving for excellence, this institution embodied our parents’ core belief – ultimately it is not all about “one’s own excellence” but how that excellence can make a difference to people’s lives. We donated our parents’ home to LVPEI, because it practiced the values they practiced and was based in their home city, Hyderabad.

We wanted LVPEI to create a state-of-the-art centre for any discipline in eye care that needed greater attention and would provide eye care regardless of the economic level of the patient(s), thus helping to perpetuate the memory of our parents. We believe the Meera and L B Deshpande Centre for Sight Enhancement at LVPEI has met all the three objectives.



Vinay at the children’s rehabilitation centre at LVPEI, on a recent visit

Vinay and Chhanda

“We have great respect for Dr G N Rao, and tremendous admiration for what he has achieved. LVPEI is a household name in Hyderabad, and probably all over Andhra Pradesh. His commitment to raising the standard of eye care in India to international levels, and bringing state-of-the-art techniques in eye care to the common man, is remarkable. We wish that LVPEI will embark on new technologies in eye care, and lead the world in frontier areas. We hope we will continue to be involved in more partnerships that are both meaningful and make an impact.”



Rewati and Madan

Rewa and Madan

“We visited the Centre for Sight Enhancement in December 1997. To say we were impressed would be

an understatement. Having been involved with various vision related charities, I know well the challenges to be overcome in such an endeavour. It was gratifying to see the thought and planning that had gone into the setting up of this Centre, and inspiring to speak to those who made it happen. In this age, where wealth and profit are often the key motivators, it is uplifting to see how LVPEI puts the patients’ well-being above all else.”



Sanjay and Smita Deshpande

Sanjay and Smita

“We have visited the Centre for Sight Enhancement several times; these visits are a pilgrimage for us and our way of paying respect to the memory of our parents. In 2004, both of us with our daughter, Ankita participated in the opening of a tertiary eye care centre in Nizamabad (where our mother grew up), and then visited the secondary eye care centre in Basar, Maharashtra. We were, and continue to be, very impressed with the LVPEI pyramid model for delivering eye care service to the rural population. In fact, Ankita included LVPEI in her undergraduate thesis at Wharton School, which focused on the cost-benefit analysis of rural medical care delivery.

For several years we contributed to the provision of free eye care services at LVPEI on four days a year (the anniversaries of our parents’ birth and passing). LVPEI and the Centre for Sight Enhancement continue to embody and practice our parents’ values (hard work, honesty, helpfulness, and striving for excellence), and are thus honouring their memory in an extraordinary way.

The outstanding manner in which the Institute was designed, operated and maintained is exemplary. It has earned a remarkable reputation for its research and richness and breadth of its clinical and surgical experience and expertise. As the Institute marches forward conquering many more frontiers of knowledge and technology, we are confident it will always remain focused on the true goal of every medical endeavour – to alleviate human suffering.”

Eyesight International



File photo: Mr Chandrababu Naidu, former Chief Minister of Andhra Pradesh, Dr Gullapalli N Rao, Prof Paul Dubord and Dr Usha Gopinathan at the launch of the International Training and Resource Centre for Eye Banking and Corneal Transplantation at LVPEI in 2001

Partnering for sight for all

Eyesight International (Canada) is dedicated to eliminating blindness and bringing self-sustaining eye care to rural communities in the developing world. Founded in 1994 by cornea specialist Dr Paul Dubord, Eyesight International (ESI) works with partners in Canada and internationally, introducing initiatives and building resources and skills through locally sustainable programs, for effective long-term solutions to blindness and visual impairment.

How did the partnership between ESI and LVPEI begin? Looking back Dr Paul Dubord, Clinical Professor, Department of Ophthalmology and Visual Sciences, University of British Columbia, says, “The adventure began in 1989, in Karachi, Pakistan, when Dr Nag Rao from the L V Prasad Eye Institute asked me if I would work with him to establish an eye banking and corneal transplantation program in India. From the humble beginnings of this partnership, with 25 transplants performed at LVPEI in the early 1990s, a great program has emerged.”

The Ramayamma International Eye Bank (RIEB) was set up at LVPEI in 1989 and is currently the largest world-class eye bank in the developing world. Right from its inception, it has received technical support and guidance in policy making, development of standards and training programs from ESI. In 2001, RIEB formally evolved as the International Training and Resource Centre for Eye Banking and Corneal Transplantation in collaboration with ESI.

To address the shortage of eye banking personnel at all levels, ESI supports training programs at institutions in the developing world with a proven ability to provide high quality training. Not only is this more cost effective than training in the West, the trainees are more likely to remain in the community. With ESI’s support RIEB continues to offer structured training programs for eye banking technicians, eye donation counselors, and eye bank managers. Several trainees come from the developing world; they return home to set up eye banking systems that benefit the local populace.

ESI has also facilitated ongoing skill upgradation and training programs for RIEB faculty and personnel at LVPEI, Hyderabad, and ESI, Canada. It continues to support the cornea fellowship program at LVPEI through various training modules on clinical and surgical practices.

In 1992, the Hospital-based Corneal Retrieval Program (HCRP) was launched at LVPEI, Hyderabad – the first in the developing world, where trained grief counselors placed in hospitals counsel families on eye donation. This program, with guidance from ESI, yields a significant number of corneas, eliminating the waiting list of patients awaiting a corneal transplant at LVPEI. ESI has also facilitated quality improvement of procedures and techniques, including the McCarey Kaufman medium used for storage and preservation of corneas.


ESI (Canada) and SightLife (USA) supported the setting up of eye banks at LVPEI’s two new tertiary centres – drushti daan Eye Bank in Bhubaneswar and Mohsin Eye Bank in Visakhapatnam.

In 2001, ESI and LVPEI created a self-insurance pilot project never before attempted in the developing world. The objective of this Community Assisted and Financed Eye care project (CAFE) was to build an affordable self-sustaining comprehensive eye care system funded by the communities it serves.

“This partnership is flourishing beyond our expectations and currently we look forward to eliminating corneal blindness in the developing world,” says Dr Dubord.



Mr Monty M Montoya, President and CEO, SightLife (USA), Mrs and Prof Dubord and Dr Taraprasad Das at the launch of drushti daan eye bank at LVPEI, Bhubaneswar



Your support makes it possible for all to see...

Founders

Mr L V Prasad, India
 Mrs Pratibha & Dr Gullapalli N Rao, India
 Operation Eyesight Universal, Canada
 Institute for Eye Research, Australia
 Bausch & Lomb, USA
 Sight Savers International, UK
 Mr Sudhakar Ravi & Mr Sreekanth Ravi, USA
 Mrs & Dr K Anji Reddy, India
 Mrs Padma & Mr Subba Rao Makineni, USA
 Champalimaud Foundation, Portugal
 Lavelle Fund for the Blind, Inc., USA
 Christoffel Blindenmission, Germany
 BHP Billiton, Australia
 Mr B R Barwale & Mr R B Barwale, India
 Mr Nimmagadda Prasad, India
 Mrs Ramanamma & Dr Jasti V Rattaiah, USA
 Family of Mrs Meera & Mr L B Deshpande, India
 Mrs Smita & Mr Sanjay Deshpande, USA
 Mrs Meghna & Mr Vinay Deshpande, India
 Mrs Rewati & Dr Madan Maha, UK
 Mr Kishore K Kothapalli, India
 NTPC Limited, India
 GMR Varalakshmi Foundation, India
 Nava Bharat Ventures, India
 Eyesight International, Canada
 Mrs Vijaya Lakshmi & Mr A Ramesh Prasad, India
 Prof V Ramalingaswami, India
 Ms Virginia & Prof Brijen Gupta, USA
 Mr Narla Tata Rao, India
 Mr K P Prasad, India
 Mr K Rama Rao, India
 Mr Ravi Reddy, USA
 ORBIS International, USA
 Lions Club International Foundation, USA
 Carl Zeiss, Germany
 Miriam Hyman Memorial Trust, UK
 Mr O Naresh Kumar, India
 Dr D Balasubramanian, India
 Dr G Chandra Sekhar, India
 Mrs Vijaya L Ramam, India
 Dr Taraprasad Das, India

Patrons

Mr Seshanna Chennavar, India
 Mr V C Nannapaneni, India
 Ms Sudha Ghatrazu, India
 Mr L D Jhaveri, Japan
 Mr Adnan Mahmood, India
 Mrs Guna & Dr Somasekhara Rao Mukkamala, USA
 Mrs & Dr D Rama Naidu, India
 Mr Narayan Rao Patel, India
 Mrs & Mr Prasad Potluri, India
 Dr Mullapudi Harishchandra Prasad, India
 Dr P R K Prasad, USA
 Mr T R Prasad, India
 Mrs Uttara Devi & Mr B V Rao, India
 Mr Vellanki V Rao, India
 Mr K Chandramouli Reddy, India


Mrs & Mr Rao Remala, USA
 Mr Kode Satyanarayana, India
 Mrs Amrit Sujan, India
 Mrs & Mr B D Sureka, India
 Mr Vikram M Thapar, India
 ALCON, USA
 Allergan, USA
 BIOCON Foundation, India
 Canadian International Development Agency, Canada
 Combat Blindness Foundation, USA
 International Federation of Eye Banks, USA
 Intraocular Care Pvt Ltd, India
 I T C Ltd, India
 K L N Prasad Trust, India
 Latter-day Saint Charities, USA
 North Western Lions Foundation, USA
 Open Society Institute, USA
 Pharmacia, Sweden
 V S T Industries, India
 World Diabetic Foundation, Denmark

Supporters

Mr K Bhanumurti, India
 Mr Dilip B Desai, India
 Mrs Sunita & Mr Praveen K Gottipalli, USA
 Mr Madanlal Harbahajanka, India
 Dr A P J Abdul Kalam, India
 Dr Lalitesh Katragadda, India
 Late Mr Abid Ali Khan, India
 Mrs Madhu & Mr Prasad Kilaru, India
 Mrs Vinita & Mr Swaroop Kolluri, USA
 Dr Usha Kumar, India
 Mrs Preeti & Mr Ashok Kundalia, India
 Mrs Krishna & Mr Vinod K Neotia, India
 Mrs Anju & Mr Mahender K Patodia, India
 Mrs Rajashree & Mr Vikram Prasad, India
 Mr Rudra Raju Appala Raju, India
 Mr S Venkateswara Rao, India
 Mrs Saroja & Dr A Narasing Rao, USA
 Mr R Raghu Rayala, India
 Mrs Madhu & Mr Sunil Saigal, India
 Mrs Mani & Mr C S Sastry, India
 Dr N Madhavi & Dr N V Sastry, India
 Drs Saradapurna & Sri Ram Sonty, USA
 Dr Parin Vakharia in memory of late Olive Swoboda, India
 Automotive Manufacturers Ltd, India
 Bio Medix Optotechnik & Devices Pvt Ltd, India
 Fowler Westrup (India) Ltd, India
 Fred Hollows Foundation, Australia
 Hartex Rubber Pvt Ltd, India
 Infosys Foundation, India
 International Eye Foundation, USA
 Johnson & Johnson, India
 Kode Venkatadri Chowdari Charitable Society, India
 Merck Sharp and Dohme, USA
 Ravindranath General Medical Associates Pvt Ltd, India
 Rotary Club of Hyderabad, India
 Sir Ratan Tata Trust, India
 Tantia Group of Companies, India

Contributors

Mr Anne Adinarayana, India
 Mrs Mani & Mr Sudarsana Rao Akkineni, USA
 Mrs & Mr Basharat Ali, India
 Dr Sajid Ali, USA
 Mr T S R Anjaneyulu, India
 Mrs & Mr Mitsuaki Aoki, India
 Mrs Constance & Dr J V Aquavella, USA
 Mrs K Aruna, India
 Mrs & Dr P K Bakshi, India
 Drs Manjula & Rajender Bansal, USA
 Mr M K Bhanumurti, India
 Ms P Jaya Bharati, India
 Drs Syamala & C S Bhaskaran, India
 Mr Ghangabhishan Bhikulal, India
 Drs Shobha & Aashish Boghani, USA
 Mr Vijaychandra N Cantol, India
 Mrs Shanta & Mr Rajendra Prasad Challa, India
 Drs Girija & Sudarsan Chavala, USA
 Mrs Sreedevi & Mr Suresh Challa, India
 Mrs Rashmi & Dr Dinesh Chawla, USA
 Mr Vijayakumar Chilakapati, USA
 Mr K V R Choudary, India
 Mrs Padma & Mr V Neelakanta Rao Dantu, India
 Ms Bala Deshpande, India
 Mrs V Anasuya Devi, India
 Mr Murali K Divi, India
 Dr Amit J Dolakia, India
 Mr Sudhir R Doshi, India
 Dr Kameswari Devi Dwarapalak, India
 Mrs Richa & Mr Lal Gehi, India
 Mrs Saranya & Dr Bapineedu Gondi, USA
 Mrs Padma & Dr Prasad Guntupalli, USA
 Mr Shrinivasan Shesha Iyengar, India
 Mrs & Mr Shantilal Jain, India
 Mrs Prema & Dr H V Janardhan, USA
 Mrs T Lakshmi Jhunjhunwala, India
 Dr Nilanjan Joardar, India
 Mrs & Mr Jayantilal Kadakia, India
 Mrs & Mr Sham Sunder Kanoria, India
 Mrs Mary & Dr Manmadha Rao Kasaraneni, USA
 Mr G Kathuria, India
 Mr Mallikarjun Kencha, India
 Drs Prafulla & Harnath Babu Koneru, USA
 Mr Sarva Kalyan Kosh, India
 Mr K Sivarama Krishna, India
 Mrs C Lalitha, India
 Mr P Narendra & Mr P Mahendra, India
 Mrs Vijaya Kumari & Dr Anil K Mandal, India
 Mrs & Mr C P Mehta, India
 Mr Thomas Minner, USA
 Mr Narendra Kumar Mor, India
 Dr Y C Mruthyunjaya, USA
 Drs Nalini & Ratnam V Mullapudi, USA
 Mrs Meena & Mr Brahmaji Mutyala, USA
 Mrs Aruna Kumari & Dr Ramamurthy Nagubadi, USA
 Mrs Champaben & Mr Champalal Nahata, India
 Ms Kavita Nampalli, Australia
 Mrs Annapurna & Dr Durga Das Narla, USA
 Mrs Uma & Mr V G Tarak Nath, India
 Mr Babubhai K Patel, Kenya
 Mr Biju Patnaik, India
 Mr Shyam Prabhaker, USA
 Mrs & Mr T L Prasad, India
 Mrs Vatsala & Mr Vijay Sri Ram, India
 Justice T N C Rangarajan, India
 Mrs Bina & Dr T Gopal Rao, India
 Mrs Sujatha & Dr Y A Kesava Rao, USA
 Mr S S R Koteswara Rao, India
 Drs C Sudha & Nageswara Rao, India
 Dr Shalini Rao & Justice M N Rao, India
 Dr P Rama Rao, India
 Prof Kakarla Subba Rao, India
 Mrs Swarna Kumari & Dr N U Rao, India
 Mr K Damodar Reddy, India
 Dr K Madhukar Reddy, India
 Mr K Pratap Reddy, India
 Mr K Sudhakar Reddy, India
 Drs Katherine & C S Reshmi, USA
 Prof M Sakuntala, India
 Mr Giridharilal Sanghi & Mr Bajrang Pershad Sanghi, India
 Mrs Kanuri Santhamma, India
 Dr Satish, India
 Mr Abhay J Shah, India
 Mrs & Late Mr Pabba Shankaraiah, India
 Drs Sashi & Ravinder Sharma, USA
 Mrs & Mr Nissar Ahmed Siddiqui, India
 Mrs & Dr Girvar Singh, USA
 Mr D K Somani, India
 Mrs Penmetcha Sreedevi, India
 Mr S Srinivasan, India
 Mrs Lalitha & Mr V Venkata Subramanyam, India
 Mr Prasad V Potluri & Mrs Jhansi Sueddi, USA
 Mrs Prabha & Mr Suryaprakash, India
 Drs Kamala & L N Taneja, India
 Mr Anil K Thakar, India
 Mrs Javerben K Thakker & Mr Kantilal K Thakker, India
 Mr I M Thapar, India
 Mr Om Prakash Tibrewala, India
 Mrs Radha & Mr G G Vaidya, India
 Mrs & Dr Rao Vallabhaneni, USA
 Mr Arjun Valluri, USA
 Mrs Sittamma & Mr Rattayya Vallurupalli, India
 Mrs Ratna Tulasi & Dr B R Yelamanchili, USA
 Drs Lyla & Ramchandar Rao Yerneni, USA
 The Davars & Unnavas Family, Australia & India
 Amit Castings Pvt Ltd, India
 Aruna Auto Services Ltd, India
 Asia Engineering Co, India
 Bank of India, India
 Bharat Biotech International Ltd, India
 Biomed Technologies, India
 Biomedix Optotechnik & Devices Pvt Ltd, India
 CBR Forum, India
 Chittoda Investment and Trading Pvt Ltd, India
 Coopervision, USA
 Coromandel Fertilizers Ltd, India
 Deepak Fertilizers & Chemicals, India
 De Heer, The Netherlands
 Despatel Land Developers Pvt Ltd, India
 Emami Foundation, India
 Emerald Chemicals, India
 Eye Bank Association of India, India
 F D C, India
 Fullerton India Credit Co Ltd, India
 Ganapathrai Tibrewala Trust, India
 Gangabhishan Bhikulal Int.Ltd, India
 G N B Tech, USA
 Godrej & Boyce Mfg Co Ltd, India




Gunnam Subba Rao Trust, India
 Health Care Marketing Services, India
 Herdillia Chemicals, India
 Humpherey Instruments, USA
 Indian Orthocane Surgicals Ltd, India
 Jain Roadways, India
 Kamala Dalmia Charity Trust, India
 Kapoor Charitable Foundation, USA
 Kathanji Chaturbhuj Sanatarium Trust, India
 Konan, Japan
 Lions Club of Hyderabad Majestic, India
 Mphasis Limited, India
 Meda Narasimhulu & Co, India
 Mehta Investment & Trading, India
 Micro Vision, India
 Milmet Laboratories Pvt Ltd, India
 Misereor, Germany
 National Litho Printers, India
 NOVARTIS, India
 Oshiwara Land Dev Co Ltd, India
 P K Business Enterprise Ltd, India
 Personnel Search Services Pvt Ltd, India
 Polymer Technology Inc, USA
 Ramakrishna Potdar Smaraknidhi, India

Rampion Eyetech Pvt Ltd, India
 Ravela Timbers, India
 S R K Consultants, India
 Sai Sri Printers, India
 Satya Enterprises, India
 Seva Foundation, USA
 Shanta Biotechnics Pvt. Ltd, India
 Siris Ltd, India
 Smt Indukuri Shakaramma, Indu Projects Ltd, India
 Sri Krishna Jewellery Mart, India
 Sri Ramdas Motor Transport, India
 Sri Rameswar Ram Charities, India
 State Bank of India, India
 Sudershan Drugs & International Ltd, India
 Suha Devi Poddar Charitable Trust, India
 Sun Pharmaceuticals, India
 Supra Enterprises, India
 Surya Enterprises, India
 Union Bank of India, India
 Vaibhav Empire Pvt. Ltd, India
 Vijaydurga Beverages, India
 Western Transport Agency, India
 Zurich Financial Services, UK

Friends

Mrs Y Achutam, India
 Ms Kavita Advani, India
 Mrs Aruna Agarwal, India
 Dr Bharatendu Agarwal, India
 Mr Sharat Chandra Agarwal, India
 Mr Madanlal Agarwal, India
 Mr Rambilas Agarwal, India
 Mrs & Mr Gowri Shankar Agarwal, India
 Mr Shishir Agarwal, India
 Dr Vinay Agarwal, India
 Dr Raj Anand, India
 Ms Sarika Jain Antony, India
 Dr M Ajit Babu, India
 Mr S J Balasundaram, India
 Dr Aashish Bansal, India
 Mr K M Bansal, India
 Ms Sashikala Begur, India
 Mr P B Bhandari, India
 Mrs Maya Bhattacharjee, India
 Mr Bidhu Sekhar Bhattacharjee, India
 Mr M S Prashudas Bhimjee, Lisbon
 Mr Ajeet Birani, India
 Mrs & Mr Harish R Boghani, India
 Mrs & Mr P K Chhabra, India
 Mr Asim K R Chakrabarti, India
 Mr Mathura N Chandan, India
 Mr B R Siva Chandra, India
 Mr Ram Charla, India
 Dr Mrs Thayamma Chiranjivi, India
 Mr Ashok Choudhary, India
 K Bramhaniah Choudhary, India
 Dr Kushal Choudary, India
 Mr N Chowdary, India
 Dr Tuhin Choudhary, India
 Dr Vandana Choudary, India
 Mr Pankas Daga, India
 Mr R K De, India
 Mr R Deepika, India
 Mr Pradeep Kumar Devaki, India
 Mrs K Rajeshwari Devi, India
 Mrs P Rama Devi, India
 Ms P Rohini Devi, India
 Ms R Vimala Devi, India
 Mr K N Devidi, India
 Ms Kishan Kumar Dhanraj, India
 Mrs Archana Dhanwatay, India
 Mr Premal P Doshi, India
 Mr Ramesh Chandra V Doshi, India
 Dr Evita Fernandez, India
 Mr Naurooz R Rustom Fram, India
 Mrs Bhanumathi Ganapathiraju, India
 Dr Nibaran Gangopadhyay, India
 Dr Prashant Garg, India
 Mr Kali Charan Ghosh, India
 Mrs Renuka Ghosh, India
 Mr Ashok Kumar Gilada, India
 Mr Ameer Ali Gilani, India
 Ms Zohra Gilani, India
 Mrs & Mr S N Goel, India
 Dr Nikhil Gokhale, India
 Mr P Hara Gopal, India
 Dr Usha Gopinathan, India
 Mr K Gopiraju, India
 Mr Satish Kumar Gulati, India
 Mr Kranti Gunta, India
 Mr Polisetty Ekanatha Gupta, India
 Mr Kranti Gupta, India
 Mr Manorajan Gupta, India
 Mr Vinit Kumar Gupta, India
 Mr Suresh Halwai, India
 Mr & Mrs Rohtas Handa, India
 Dr L Hanumayamma, India
 Mr H R Hebbar, India
 Mrs Nurbanu & Mr Amir Hemani, India
 Mrs Eva & Dr George F Hilton, USA
 Dr Santosh Honavar, India
 Mr Andrea Stern & Larry Hulbert, Australia
 Mr L S Hari Haran Iyer, India
 Mrs Ajay Jain, India
 Mr Bhanwarlal Jain, India
 Mr Ashok Kumar Jain, India
 Mr Sushil Kumar Jain, India
 Mr Parasamlal Jain, India
 Ms Priyamvada Jain, India
 Ms Rachana Rajiv Jain, India
 Mr Rohit Jain & Mr R C Jain, India
 Ms Sucheta Jain, India
 Mrs Veena & Mr R C Jain, India
 Mrs Sudha Jalan, India
 Mrs P Jayabharathi, India
 Mr Gangadhar Jayanty, India
 Mr M M Joshi, India
 Mr Vijay Anand Joshi, India
 Ms Devaki Jyothi, India
 Mr Samant Kakarla, India
 Ms Sachi Kale, India
 Ms Sushma Kalidindi, India
 Dr Chitra Kannabiran, India
 Mr A Krishna Kanth, India
 Mr I M Kapur, India
 Mr Abdul Kareem, India
 Mr R P Singh & Kamlesh Katiyar, India
 Mr Srinivasa Katta, India
 Dr Subhadra Kaul, India
 Mr Banwarilal Kedia, India
 Mrs & Dr Kenneth Kenyon, USA
 Dr Mohammad Sarfaraj Ali Khan, India
 Mrs Muneer Khan, India
 Mr Prabha Khan, India
 Late Saroja Rani & Mr M L Khemka, India
 Mr Ashok Khicha, India
 Mrs & Mr Kantilal Khimji, India
 Mr Sita Ram Sri Kishan, India
 Mr Bhupendranath Kochhar, India
 Mr Challa Kodandaram, India
 Mr Srinivas Koppolu, India
 Mr Faruk Koreishi, USA
 Dr P G Koshi, India
 Drs Kamal & Tarun Kothari, USA
 Mr V Bala Krishna, India
 Mr N Radha Krishna, India
 Mr Manchineni Sivarama Krishna, India
 Dr Raghu Krishnan, India
 Mr Viney Kulkarni, India
 Mr Ajay Kumar & Mr Sushil Kumar, India
 Mr Anand Kumar, India
 Mr Anil Kumar, India
 Mr C M Ravi Kumar, India
 Mr G V Kumar, India
 Mr Ramesh Kumar, India
 Mr V Sampath Kumar, India
 Mrs Asha & Mr Vijay Kumar, USA
 Mr Vinod Kumar, India
 Mr Bondugula Ranga Reddy & Ms Surya Kumari, India
 Ms A Swarna Kumari, India
 Mr Alladi Kuppuswami, India
 Mrs & Dr Peter Laibson, USA
 Mrs P Lalithamba, India
 Mr Rozella Lapp, USA
 Mr Fred de Sam Lazaro, USA
 Mrs Kathy & Mr James Leo, USA
 Mr Ramchand Lulla, India
 Mr V Madhu, India
 Mrs Gangagi & Dr Sivaram Maguluri, USA
 Mr M P Mansinghka Mahavir, India
 Mrs Malathi Mahesh, India
 Mr P Majumder, India
 Mr Shreeram N Makadia, India
 Girma Makonnen, Kenya
 Mr Anil Manot, India
 Dr Anand Mathew, India
 Mr Sunil Mathur, India
 Dr Saima Majid Mattu, India
 Mrs & Mr P Mehandra, India
 Dr Paras I Mehta, India
 Mrs Chitra Mitra, India
 Dr Kanti Mody, India
 Mr Binod Kumar Murarkhar, India
 Mrs & Mr B V S R Murthy, India
 Mrs Lakshmi Murthy, India
 Mrs Lalitha Rama Murthy, India
 Dr Somasheila Murthy, India
 Mr Om Prakash Murugai, India
 Dr N C Naayak, India
 Mr K Ram Murthy Naidu, India
 Mr Durgesh Nandhini, India
 Mr V Kesav Rao Choudhary & Late Smt Vallurupalli Navarathnam, India
 Dr Saman Sona Nayake, Sri Lanka
 Mr P P Neelakantan, India
 Mr Udanda Rao Neeraja, India
 Mr Vivek Nirakha, India
 Mr T Padmanabhan, India
 Dr Shirly George Panicker, India
 Mr Papalal, India
 Mr Rushikesh Parekh, India
 Mrs Krishna K Parekh & Mrs Chaula J Parekh, India
 Mr Babubhai C Parikh, India
 Mrs & Mr P R Patel, India
 Mr Bhupatbhai J Patel, India
 Mr Roshan Patil, India
 Mr Bhagwan Patro, India
 Mr Vijay Kumar Paudhari, India
 Drs Uppuluri Chowdary & Pinnamaneni, USA
 Mr P S Prabhakar, India
 Mrs Neela Dilip Prabhavalakar, India
 Dr Pallavi Prabhu, India
 Mr S N Prakasam, India
 Mr Juhi Prasad, India
 Dr M S Prasad, India
 Mr M V S Prasad, India
 Mr T S R Prasad, India



Mr M Satya Sai Prasad, India
 Mr P Punnaiah, India
 Mrs Lalitha Raghuram, India
 Mr Shivram Das & Mr Jagdish Rai, India
 Dr Rajeev, USA
 Mr K Rajsekhar, USA
 Master A Raju, India
 Mrs Pushpa S Raju, India
 Mr Vankina Sri Rakesh, India
 Mr M Raman, India
 Dr Usha Raman, India
 Mr D B Ramchandargi, India
 Mrs Kothari Rangachari, India
 Mrs & Late Mr Rustom D Ranji, India
 Mr Ayyanna Rao, India
 Mr Kuchi Bhaskara Rao, India
 Mr T Vasu Deva Rao, India
 Mr B Raja Gopal Rao, India
 Mr B K Rao, India
 Mr K Chenna Kesava Rao, India
 Mr S Malleshwara Rao, India
 Mr Mallikharjuna Rao, India
 Mr Mohan Rao, India
 Mr Muralidhar Rao, India
 Mr C Shankar Rao, India
 Mrs D Saraswathi & Mr D M Rao, India
 Mr G V Ramana Rao, India
 Mr B Chandra Sekhar Rao, India
 Mrs Sharmila & Mr M Srinivasa Rao, India
 Mr Gannabattula Subba Rao, India
 Mr Y Sundar Rao, India
 Ms Swarna Rao, India
 Mrs Vaishali Rao, India
 Mr M Ratnam, India
 Dr S Ravinder, India
 Mr A Achyuth Reddy, India
 Dr C Anupama Reddy, India
 Mrs & Mr Damodar Reddy, India
 Mr G Dharwa Reddy, India
 Dr N Krishna Reddy, India
 Mrs G Madhavi Reddy, India
 Mr P Satyanarayana Reddy, India
 Mr C Shashidar Reddy, India
 Dr C Vijay Mohan Reddy, India
 Mr Babulal Roongta, India
 Mrs Shivani & Mr S K Roy, India
 Mr Sukumar Roy, India
 Mr Pirati Saibabu, India
 Mr Shakti Sagar, India
 Mr Acmraj Ben D Sanghavi, India
 Mr Mahesh P Sanghvi, India
 Dr Virender S Sangwan, India
 Mrs V Saraswathi, India
 Mr K R Sarma, India
 Mr V V Chalapathi Sarma, India
 Mr Mavji Bhai Savla, India
 Mr Capt Surya Prasad Seethapathi, India
 Mr Subrata Sen, India
 Mr Ramaswamy Seshadri, India
 Mr B R Sethna, India
 Mr S Satyanarayana Setty, India
 Mrs & Dr I C Shah, USA
 Mr Jainesh H Shah, India
 Mrs Rukhmani Gardi &
 Mr Vandana J Shah, India

Dr M Shalini, India
 Mrs Usha & Dr Shamanna, India
 Dr Padmaja Shankaridurg, Australia
 B Sharma, India
 Dr Savitri Sharma, India
 Mrs Lakshmi Shinde, India
 Dr Ashok C Shroff, India
 Mr Rajiv Shroff, India
 Mrs Meenakshi Singh, India
 Ms Ritu Singh, India
 Dr Sunil Kumar Singh, India
 Mr Vinod Singh, India
 Mr Kishan Singhal, India
 Mrs & Mr Radhey Shyam Singhal, India
 Dr J Snehalatha, India
 Mr Jai Kishan Somani, India
 Mr S Somasegar, India
 Mrs Gyana Devi Sonaji, India
 Mrs Kuchakulla Sowbhagya, India
 Dr P Sridhar, India
 Mr Varanasi Srikrishna, India
 Mr B Srinivas, India
 Dr P Srinivasulu, India
 Dr P Sriramulu, India
 Mr Sadanan Styarathi, India
 Dr C Subbarayudu, India
 Mr T G Subramaniam, India
 Dr Nirmala Subramanian, India
 Mrs Sugandham, India
 Mr M Sukumaran, India
 Dr Sham Sunder, India
 Mr Subhash Surana, India
 Mr Y Suryanarayana, India
 Ms T Swarna, India
 Late Mr Deepak Taneja, India
 Drs Kamla & L N Taneja, India
 Dr Mukesh Taneja, India
 Dr S Telgaonkar, USA
 Mrs Savitaben D Thakker, India
 Drs Jaimala & Kishen Thanik, USA
 Mrs & Dr Nalin Tolia, USA
 Mrs Nita & Mr Nalin J Unakar, USA
 Dr Mustali M Vagh, India
 Ms A Vanathi, India
 Mr Brian Valentine, India
 Mr Raghavan Varadarajan, India
 Mr P V K S Varma, India
 Mr Rao S Varonari, South Africa
 Ms P Atchayamma Veeraswamy, India
 Mr Nandlal M Verma, India
 Dr Prateep Vyas, India
 Dr Saradani Vyas, India
 Dr Sangeeta Wagh, India
 American Cancer Society, USA
 Apuroopa Builders, India
 Ariez Kothavala Memorial Trust, India
 Arudra Engineers Pvt Ltd, India
 Banjara Hills Ladies Group, India
 C S Construction Company, India
 Century Fiber Plates Pvt Ltd, India
 Choice Marketing Company, India
 Cooke & Kelway (Delhi) Pvt. Ltd, India
 Denis Chem Lab Limited, India

Dr N Venkataswami Chetty Charitable
 Trust, India
 E John Kurivila Memorial Charitable
 Trust, India
 Enkay Texfab Pvt Ltd, India
 Eon Designers, India
 Esskay Shipping Pvt. Ltd, India
 G P Associates, India
 Harvin Scientific Optics Pvt Ltd, India
 Hirlekar Precision Engg Pvt Ltd, India
 Indo American Optics Ltd, India
 Jain Housing, India
 K B J Enterprises, India
 K S Rao Exports Pvt. Ltd, India
 K V R Projects Pvt Ltd, India
 Karodimal Bansal & Sons, India
 Kedia Agrotech Pvt Ltd, India
 Khan Bahadur Babukhan Foundation, India
 Khilani Constructions Pvt Ltd, India
 Khurana Engineering Pvt Ltd, India
 K Kumar Raja Projects Pvt Ltd, India
 Lawrence & Mayo (Opticals), India
 M M Consultants, India
 Margadarsi Chit Fund Ltd, India
 Meda Charitable Foundation, India
 Metrobio Caeiro, India
 Microsoft India Pvt Ltd, India
 Modi Nagar Enterprises, India
 Naveen Paper Stores, India
 Pack & Prik Pvt Ltd, India
 Parekh Distributors, India
 Pinnamaneni Poly clinic, India
 Quick Builders, Engineers &
 Contractors, India
 Raja Bahadur Motilal Bansilal Charitable
 Trust Fund, India
 Raveela Doors & Decors, India
 Ravi Associates, India
 S K A A Vilas, India
 S R Kamath & Co, India
 S V C Projects Pvt Ltd, India
 Seth Chiranjilal Khaitan Trust, India
 Seth Construction, India
 Shalimar Chemical Charitable Trust, India
 Shanti Devi Mansighka Trust, India
 Shree Annai Coirs, India
 Shree Automobiles Pvt Ltd, India
 Shriram Chits Pvt Ltd, India
 Sita Cement Limited, India
 Siva Traders, India
 Smt Zaverbai Kantilal Thakkar
 Charity, India
 Sneh Pharmaceuticals, India
 Spectra Shares & Scrips Limited, India
 Sree Krishna Constructions, India
 Sree Venkateswara Coir Works, India
 Sri Upadresto Narayana Rao
 Charitable Trust, India
 State Bank of Hyderabad, India
 Strategic Insurance Services Pvt Ltd, India
 Tameer Consulting Associates, India
 Vikash Solnextrects Ltd, India
 Vishal Rubber Industries, India

Support during the year

Adoni

Mr Kowkuntla Dharmiah Setty

Arunachal Pradesh

Baby Tenzing Doma

Bangalore

Allergan India Pvt Ltd

BIOCON Foundation

Fowler Westrup (India) Pvt Limited

Chennai

Dr N Venkataswami Chetty Charitable Trust

RMP Infotech Private Limited

Chilakaluripet

Mr Srinivasa Rao Choda

Chirala

Ms T Harika Rukmini

Haryana

Mr Sushil Garg

Kakinada

Sri Aruna Auto Service Limited

Kolkota

Mr Purushottam Agarwal

Ms Reena Agarwal

Mr Shaligram Agarwal

Mr Vikash Agarwal

Ms Parikshit Somani

Girdharilal Shewnarain Tantia Trust

Kozhikode

Ms Nandana Rakesh

Kuthukuluru

Mr Puladam Sathi Reddy

Mumbai

Mr Bala Deshpande

Mr Sachi Kale

Ms Elizabeth Kurien

Ms Seetha Lakshmi

Mr Hastimal U Mehta

Mr A V M A Parekh

Mr Ami Parekh

Mr Behram R Sethna

Mr Saroj Rajnikant Vora

Arjun Gokhale Charitable Trust

Enkay Textfab Pvt Ltd

Nasik

Mr Sandeep M Lunkad

New Delhi

Mr Naman Gupta

Ms Neha Jain

Dr Rajesh Noah

Mr Anil K Thakur

Mr Vikram M Thapar

Proddatur

Sneha Seva Samithi

Pune

Mr Mayank Farwaha

Mr Pradumna Kanodia

Punjab

Mr Gurpreet Singh Panesar

Ramavarappadu

Mr Phanindra Prakash

Mr I Muralidhara Rao

Roorkee

Mr Phool Prakash Sharma

Thimma Samudram, Andhra Pradesh

Mr K Bramhanaiah Chowdary

Tirupathi

Mr Sudheer Mariseti

Vadodara

Mr Hasmukhai K Chokshi

Intraocular Care Pvt Ltd

Vijayawada

Mr K Lakshminarayana

Ms S Radhika

Mr C Nageswara Rao

Mr Puvvada Thikkana Somayaji

Visakhapatnam

Mr G Sarath Babu

Mr M Chakravarthy

Ms P Maurya Chandra

Mr Guntur Chiranjeevi

Mr S V Choudhary

Ms P Deepsikha

Ms P Rohini Devi

Ms Glenda Hallemlane

Ms Priya Haragopal

Mr Samant Kakarla

Mr V Keyura

Ms B Meghana

Mr O S R Murthy

Mr O Naresh

Mr Venkat R Nekkanti

Mr Aditi Pathengay

Mr Pokala Raghu

Mr Aditya Raju

Dr R Kishore Raju

Mr G Venkateswara Rao

Ms Venkata Ratnamma

Mr Raghu Rayala

Mr V L P Reddy

Ms B Samitha

Mr Roop Saran

Ms R Shruthi

Mr V Srikrishna

Ms R Suma

Mr Rana Uppalapati

Mr N Kalyan Varma

Mr B Vinneth

Bh S R Highway Service Station

Esskay Shipping Pvt Ltd

Fullerton India Credit Co Ltd

Highway Petroleum Centre

Karthikeya Enterprises

Simhadri Agencies

Srinivasa Agencies

S V C Projects Pvt Ltd

Symbiosys

Talwalkers

Vaibhav Empire Pvt Ltd

International

Australia

Ms Kavita Nampalli

Canada

Mr Zaheed Habib Manji

Kenya

Mr Girma Makonnen

Malaysia

Mr Mohan Prabhakar

Netherlands

Mr Jan Ros

Portugal

Mr M S Prabhudas Bhimjee

UAE

Dr Kamini & Prashant Bhatia

United Kingdom

Ms Jayshri and Mr Ankur Shah

United States of America

Ms Niharika and Mr T Anand

Dr Adilakshmi


Mr Vamsi Krishna Cherukuri

Ms Sowjanya Kilaru

Ms Mahita Kollu

Mr Jayant Ramakrishnan

Latter-day Saint Charities



Hyderabad

Mr Adinarayana	Mr Y Ravi Chandra Kumar	Dr V Raman Rao
Ms Sushma Agarwal	Mr P Kamala Kumar	Ms A Srinivas Rao
Ms Mehjabeen Ahmed	Mr Y Sunil Kumar	Mr M M P Srinivasa Rao
Mr Mohammed Akbar	Dr Usha Kumar	Mr B S R V Subba Rao
Ms M Akhila	Ms Bandla Kusuma Kumari	Mr K Sudhakar Rao
Mr TSR Anjaneyulu	Ms T Kusuma Kumari	Mr G Devender Reddy
Ms Sarika Jain Antony	Ms Karen Laduke	Mr N Krishna Reddy
Ms Gowri Arur	Ms Devulapalli Rama Lakshmi	Dr K Madhukar Reddy
Mr K Ashok	Ms C Subba Lakshmi	Mr K Sudhakar Reddy
Mr C Madhukar Babu	Ms S Vara Lakshmi	Ms Athira Rose
Mr Deepak Kumar Bagga	Mr Ramchand Lulla	Dr Virender Sachdeva
Late Ms Shanti Bai	Dr Ajit Babu Majji	Dr Virender S Sangwan
Dr D Balasubramanian	Mr Ashok Malpani	Ms Anne Sarala
Ms P Jaya Bharathi	Ms Manjula	Mr Sarath
Dr Archana Bhargava	Dr Annie Mathai	Mr A V R Sarma
Mr & Ms Gowtham Chand	Ms Annie Mody	Mr S P S Sarma
Mr B R Siva Chandra	Mr Mahendra Kumar Mor	Mr Sameer Saxena
Ms T Chandramuki	Mr Ravi Krishna Moorthy	Dr G Chandra Sekhar
Mr Jonnalagadda Chandrasekhar	Mr MGK Murthy	Ms Rajni & Mr B C Shrotriya
Dr Savari Desai	Dr Ramesh Murthy	Ms Shruthi, C/o Perin Dittia
Ms M Rama Devi	Dr Somasheila Murthy	Babu Sovereign
Ms Sheela Devi	Ms Rehan Noronha	Ms S Sridevi
Ms Perin Barun Dittia	Mr T Padmanabhan	Dr P Srinivasulu
Mr Francis Ferreira	Mr P Parvathisem	Ms Subbalakshmi
Ms Vidita Gadhavi	Mr Pasha	Mr G Surendra
Dr Prashant Garg	Ms Sreedevi Penmetcha	Mr B Suryaprakash
Ms Rituparna Ghosh	Ms Githa Pisupati	Ms Y Swarna
Dr Usha Gopinathan	Mr P S Prabhakar	Ms Paladuga Syamala
Ms Ridhi Gouch	Mr T S R Prasad	Ms Shanthi Thirumalai
Mr Ashok G Gudsoorkar	Mr Shyam Prasad Reddy Puram	Ms Phuspa Tsering
Mr Rajoshi Gupta	Mr V Rajashekar	Mr M Venkatesh
Dr G S Gupta	Ms Vijaya L Ramam	Mr M Vishal
Dr L Hanumayamma	Dr Usha Raman	Mr Jachin D Williams
Dr Santosh G Honavar	Dr K Ramesh	Mr Srinivas Yadav
Ms C Jayasastry	Mr M Srinivasa Ranganath	Ago Tech Foods Limited
Dr Nilanjana Joardar	Mr T N C Rangarajan	Ankit
Ms Aparna Kamath	Mr A Appa Rao	Focus Diagnostics
Mr I M Kapur	Mr C S Rao	NATCO Pharma Limited
Dr Rohit Khanna	Mr D S Rao	Nimmagadda Foundation
Mr D Kiran	Ms V B Geetha Rao	Prasad Film Laboratories Pvt Ltd
Dr M Usha Kiran	Mr T S Gopinath Rao	Prasad Productions Pvt Ltd
Mr Siva Rama Krishna	Mr T V Krishna Rao	Sarada Degree College for Women
Mr Allika Mohan Sai Krishna	Mr S S R Koteswara Rao	Summit Furnishers
Dr Pravin V Krishna	Ms Meena Rao	Time Cap Pharma Labs Ltd
Mr S Krishnaiah	Mr G Ramakrishna Rao	Varadhi Advertisers Pvt Ltd
Ms Swathi Kuchimanchi	Dr P Rama Rao	



Our International & National Linkages

International

• Alcon, USA • Allergan, USA • Bartimeus, The Netherlands • Bausch & Lomb, USA • Bristol Eye Bank, Bristol Eye Hospital, Bristol, UK • Cambridge University, UK • Carl Zeiss, Germany • Centre for Eye Research Australia, Melbourne, Australia • Centre for Eye Research & Technology, Australia • Centre of Excellence in Molecular Biology, Lahore, Pakistan • Champalimaud Foundation, Portugal • Children's Hospital of Philadelphia, University of Pennsylvania, USA • Children's Hospital of Florida, USA • Christoffel Blindenmission, Germany • Cornea & Contact Lens Research Unit, Australia • Combat Blindness Foundation, USA • Duke University, Durham, USA • Eye Sight International, Vancouver, Canada • Fred Hollows Foundation, Australia • Fund Incorporated, Australian Federation of University Women (AFUW) and Queensland branch, Australia • Harvard University, Cambridge, MA, USA • Institute of Eye Research, Sydney, Australia • International Federation of Eye & Tissue Banks, Baltimore, USA • International Center for Eye Care Education, Australia • International Association for Contact Lens Education, Australia • Islamia Eye Hospital, Dhaka, Bangladesh • i2 Foundation, Texas, USA • Johns Hopkins University, Baltimore, USA • Jules Stein Eye Institute, University of California, Los Angeles, USA • Lighthouse International, New York, USA • Lions International, USA • London School of Tropical Hygiene & Medicine, UK • Massachusetts Eye and Ear Infirmary, Boston, USA • Moorfields Eye Hospital, London, UK • National Institutes of Health, Bethesda, MD, USA • National Institute of Sensory Organs, Tokyo, Japan • Northwest Lions Eye Bank, Seattle, USA • Northwestern University, Evanston, IL, USA • Ohio State

University, Columbus, USA • Operation Eye Sight Universal, Canada • ORBIS International, New York, USA • Pharmacia & Upjohn, Sweden • Queensland University of Technology, Brisbane, Australia • Rotary International, USA • SUNY School of Optometry, New York, USA • Santen Inc., USA • Service de Biologie Cinique Institut Salah Azaiz, Tunisie • Sight Savers International, UK • State University of Rochester, USA • Tel Aviv University, Israel • The Hadley School for the Blind, Illinois, USA • The Tun Hussein On National Eye Hospital and the Malaysian Association for the Blind, Kuala Lumpur, Malaysia • Tubero, Sendai University, Japan • Tufts University of Medicine, Boston, MA, USA • The Cooperative Research Center for Eye Research & Technology, Australia • University of Aberdeen, Scotland, UK • University of Florida, Gainesville, FL, USA • University of Heidelberg, Germany • University of London, UK • University of Melbourne, Melbourne, Australia • University of Nottingham, Nottingham, UK • University of New South Wales, Australia • University of Ottawa, Canada • University of Rochester, School of Medicine and Dentistry, Rochester, USA • University of South Carolina, USA • University of Tennessee, Memphis, Tennessee, USA • University of Rochester Eye Institute, University of Rochester, New York, USA • University of Waterloo, Canada • Vanderbilt University, USA • Vision CRC, Australia • Wills Eye Hospital, USA • World Health Organization, Switzerland • William Beaumont Hospital, Michigan, USA • Yayasan Penyatun Wyata Guna, Indonesia. Council for Medical Research, New Delhi • Indian Institute.

National

Action on Disability and Development India, Bangalore • Ali Yavar Jung National Institute for the Hearing Handicapped, Secunderabad • Anthropological Survey of India, Hyderabad • Aravind Eye Hospital System, Madurai • Benares Hindu University, Varanasi • Bhabha Atomic Research Centre, Mumbai • Bio-Medix Optotechnik & Devices Pvt. Ltd., Bangalore • Birla Institute of Technology and Science, Pilani Blind Peoples Association, Ahmedabad • Calcutta University, Kolkata • CBR Forum, Bangalore • Centre for Cellular and Molecular Biology, Hyderabad • Centre for DNA Fingerprinting and Diagnostics, Hyderabad • Centre for Human Genetics, Bangalore • Consolidated Products Corporation Pvt. Ltd., New Delhi • Council for Advancement of People's Action, New Delhi • Council of Scientific & Industrial Research, Government of India, New Delhi • Department of Biotechnology, Government of India, New Delhi • Department of Science & Technology, Government of India, New Delhi • Eye Bank Association of India, Hyderabad • Guru Nanak Dev University, Amritsar • Holy Cross College, Tiruchirappalli • Indian Council for Medical Research, New Delhi • Indian Institute of Chemical

Biology, Kolkata • Indian Statistical Institute, Kolkata • International Human Resource Development Centre, Coimbatore • Indian Institute of Information Technology, Hyderabad • Indian Institute of Science, Bangalore • Indian Institute of Technology, Chennai • Indian Orthocane Surgicals, Chennai • Jammu University, Jammu • Milmet Laboratories Pvt. Ltd., Ahmedabad • Micro Vision, Ahmedabad • National Association for the Blind, Mumbai • National Brain Research Centre, Gurgaon • National Institute for Mentally Handicapped, Secunderabad • National Institute for the Visually Handicapped, Dehradun • National Institute of Mental Health, Hyderabad • National Institute of Mental Health and Neuro Sciences, Bangalore • National Institute of Nutrition, Hyderabad • Sankara Nethralaya, Chennai • Sir Ratan Tata Trust, Mumbai • Thakur Hari Prasad Institute for Research and Rehabilitation of Mentally Handicapped, Hyderabad • The Helen Keller Institute for Deaf and Deafblind, Mumbai • University of Hyderabad, Hyderabad • VIMTA Laboratories, Hyderabad • Vision Research Foundation, Chennai.



L V Prasad Eye Institute

Kallam Anji Reddy Campus
L V Prasad Marg, Banjara Hills
Hyderabad 500 034, India
Tel: 91 40 3061 2345
Fax: 91 40 2354 8271
e-mail: info.hyd@lvpei.org



L V Prasad Eye Institute

Patia, Bhubaneswar 751 024
Orissa, India
Tel: 91 0674 3989 2020
Fax: 91 0674 3987 130
e-mail: info.bbsr@lvpei.org



L V Prasad Eye Institute

G M R Varalakshmi Campus
Door No: 11-113/1, Hanumanthawaka Junction
Visakhapatnam 530 040, Andhra Pradesh, India
Tel: 91 0891 3989 2020
Fax: 91 0891 398 4444
e-mail: info.vizag@lvpei.org