


Activity Report 2009 – 2010



L V Prasad Eye Institute

Excellence • Equity • Efficiency



A LONG CLIMB



Art with vision, for vision

Artist-in-residence Sisir Sahana in his workshop on LVPEI's Kallam Anji Reddy campus, Hyderabad creating one of his signature glass sculptures. *Inset: A piece from his latest collection, entitled "The long climb".*



L V Prasad Eye Institute

Committed to excellence and equity in eye care

Activity Report

April 2009 – March 2010



**World Health
Organization**

**Collaborating Centre for
Prevention of Blindness**

L V Prasad Eye Institute, a not-for-profit charitable organization, is governed by two trusts: Hyderabad Eye Institute and Hyderabad Eye Research Foundation. Donations to Hyderabad Eye Research Foundation are 175% exempt under section 35 (i) (ii) and donations made to Hyderabad Eye Institute are 50% exempt under section 80G of the Income Tax Act.

To make a donation, please email: sjbala@lvpei.org or call 91 40 3061 2567.

The year at a glance

The LVPEI pyramid of service delivery touches all levels of society, from remote rural villages to busy urban centres. From primary eye care to advanced tertiary (quaternary), we have provided eye care services to thousands of people, without compromising on quality. This year, we reached a total of **1,312,035** people including **111,287** children through these various levels of care, including **almost a million (934,433) who received eye care services entirely free of cost**. Of these 535,431 were covered as part of our community programs and 665,317 through our higher-level facilities. Ripples from our circle of impact on people’s life and sight continue to spread beyond our campuses’ and nation’s boundaries.

Reaching the underserved – community eye health

Villages surveyed	473	100% free
Population covered by door to door surveys	535,431	
Community screening programs	630	
Population screened	62,409	
Schools covered	695	
Children screened	111,287	

Total population covered 535,431

Total children screened 111,287

(through our community programs)

These numbers do not include data from our partner centres.

Addressing visual impairment and referrals

Primary eye care

63 Vision Centres		
Outpatient visits	101,979	100% free

Sight restoration surgeries and referrals

Secondary eye care

17 Service Centres		
Outpatient visits	225,197	43%
Surgeries performed	28,603	69%

Completing the circle – tertiary eye care

	Bhubaneswar	Visakhapatnam		
Outpatient visits	67,695	58,331	126,026	21%
Surgeries performed	6211	6511	12,722	37%

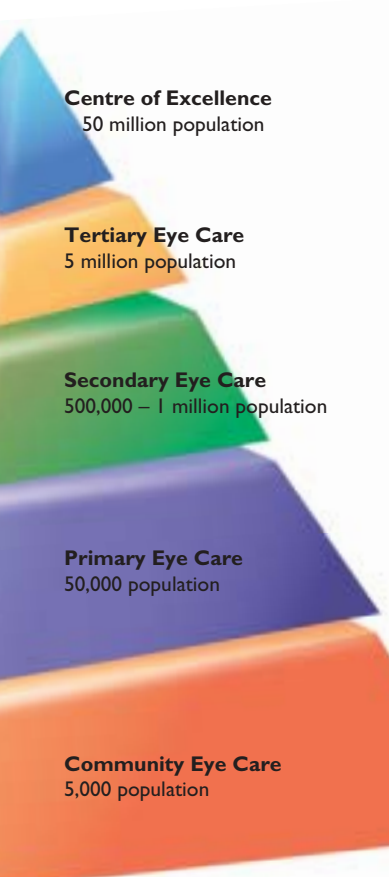
Advanced tertiary (quaternary) care – Hyderabad

Outpatient visits	212,115	30%
Surgeries performed	27,787	43%

Total outpatient visits 665,317 43%

Total surgeries 69,112 52%

(at our primary, secondary, tertiary and advanced tertiary facilities)



LVPEI Eye Health Pyramid

... and the Network grows

	In operation	Partnerships	In process
Centre of Excellence	1		2
Tertiary Centres	2	16 (11 National & 5 International)	1
Service Centres	8	9	3
Vision Centres	63		70

Capacity building collaborations

	In operation	Partnerships	In process
Technical consultancy (in specific areas)	6	14	7
Partner hospitals (4-year partnerships)		6	

#Providing a better quality of life – rehabilitation

Vision rehabilitation centres	3
Sight enhancement client visits (low vision)	4268
Vision rehabilitation client visits	7373
Community based rehabilitation	194

Facilitating the Gift of Sight – eye banking

Includes community eye banks on our campuses

	Hyderabad	Bhubaneswar	Visakhapatnam	Total
Corneas harvested	2936	136	310	3382

#Enhancing skills for quality eye care – continuing education

Ophthalmologists	227
Other eye care professionals	344
Participants in CME and other programs	1435

#Pushing the frontiers in eye care – research

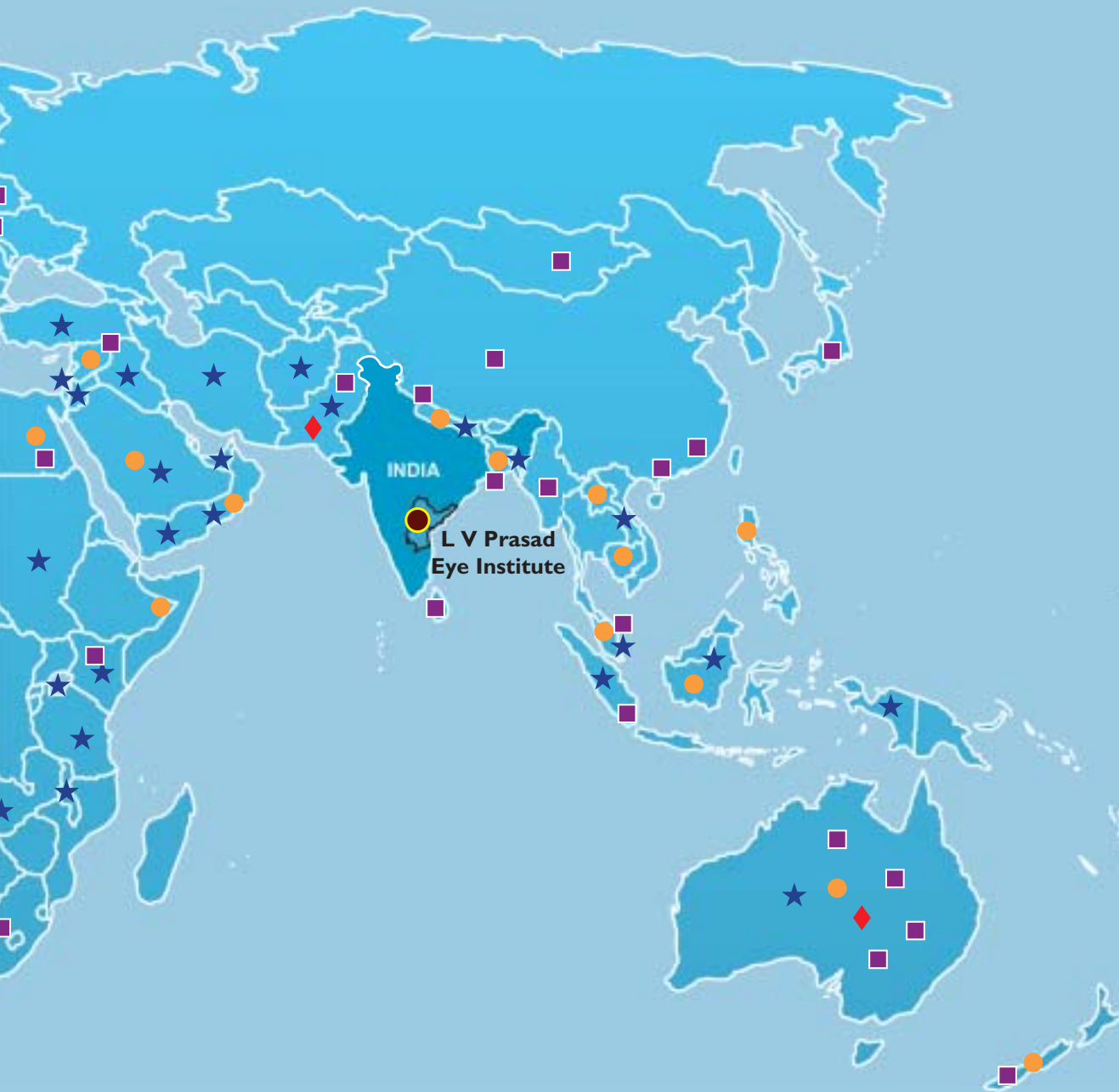
Presentations	
International	86
National	255
Publications	108
Honors and awards	45

Numbers reflect activities across the LVPEI network

LVPEI: At home in the world



Details of institutional collaborations, page 120
LVPEI linkages in India, page 47



L V Prasad Eye Institute, Kallam Anji Reddy Campus, Hyderabad

Director & Dr Kallam Anji Reddy
Distinguished Chair of Ophthalmology
 G Chandra Sekhar

Clinical Services

Cornea & Anterior Segment

Virender S Sangwan
 Prashant Garg
 Pravin V Krishna
 Somasheila Murthy
 R Muralidhar
 Varsha Rathi
 Mukesh Taneja
 Srivalli Kaza
 Vinay S Pillai
 Bhupesh Bagga
 Sunita Chaurasia

Bausch & Lomb Contact Lens Centre

Pravin V Krishna
 Varsha Rathi
 Preeji Shyamsunder
 T Shyamsunder
 D Srikanth

Laser Refractive Surgery

Pravin V Krishna
 Prashant Garg
 Somasheila Murthy
 R Muralidhar
 Varsha Rathi

VST Centre for Glaucoma Care

G Chandra Sekhar
 B L Harsha Rao
 Anil K Mandal
 Sirisha Senthil
 Vanita Pathak-Ray

Smt Kanuri Santhamma Retina Vitreous Centre

Subhadra Jalali
 Ajit B Majji
 Annie Mathai
 Raja Narayanan
 Padmaja K Rani
 Rajeev K Reddy
 Ashish Sharma
 Jay Chhablani

Uveitis & Ocular Immunology

Virender S Sangwan
 Annie Mathai
 Somasheila Murthy
 Raja Narayanan
 Rajeev K Reddy

Ophthalmic Plastic Surgery, Orbit, Ocular Oncology and Ocular Prosthesis

Santosh G Honavar
 Milind N Naik
 Deepa Raizada
 Vijay Anand P Reddy

Jasti V Ramanamma Children's Eye Care Centre

Anil K Mandal
 Santosh G Honavar
 Subhadra Jalali
 Ramesh Kekunnaya
 Pravin V Krishna
 R Muralidhar
 Padmaja K Rani
 Manjushree Bhate

Strabismus/Neuro-ophthalmology

Ramesh Kekunnaya
 Manjushree Bhate

Comprehensive Ophthalmology

Rohit Khanna
 Bhupesh Bagga

Aesthetic Facial Plastic Surgery

Milind N Naik
 Nitin Dhepe

General Optometry

Vijaya K Gothwal
 Pallavi Abhay Agarkar
 Naila Amreen Ali
 T Venkata Amarnath
 J Ganesh Babu
 Shaik Bajibhi
 G Bhuvaneswari
 Tamal Chakraborty
 Priyangshu Chandra
 K Deepika
 P V Divya
 Debarun Dutta
 M Yashwanth Goud
 P Hareesh
 V Harikrishna
 Aarthi Jude
 S Vijay Kiran
 Anjul Kumar
 S Kartheek Kumar
 Preetam Kumar
 A Uday Kumar
 Tukaram Kumbar
 Joseph Mollah
 Veerendranath P
 Winston D Prakash
 Smriti Prakash
 Deepa Raizada
 Khuseeya Shareef
 D Srikanth
 V Sumanth
 M Uma
 Madhulatha Umesh

Anesthesia Services

C Jagadishwar
 PG Koshy
 MS Prasad
 S Ravinder
 CVM Reddy
 P Sreedhar
 P Sriramulu

Internal Medicine

Archana Bhargava
 Y Srinivasa Rao

Ramayamma International Eye Bank

Usha Gopinathan
 Prashant Garg

Prof Brien Holden Eye

Research Centre

Director and Distinguished Chair of Eye Research
 D Balasubramanian

Jhaveri Microbiology Centre

Savitri Sharma Das
 Suma Nalamada
 G Ashok Kumar Reddy

Saroja A Rao Immunology Laboratory

Savitri Sharma Das
 Suma Nalamada
 G Ashok Kumar Reddy

Kallam Anji Reddy Molecular Genetics Laboratory

Chitra Kannabiran
 Subhabrata Chakrabarti
 Inderjeet Kaur

Ophthalmic Pathology Laboratory

Geeta K Vemuganti

Sudhakar & Sreekanth Ravi Stem Cell Biology Laboratory

Geeta K Vemuganti
 Indumathi Mariappan
 Virender S Sangwan

Visual Optics and Psychophysics Laboratory

Shrikant R Bharadwaj

Meera & L B Deshpande Centre for Sight Enhancement & Dr PRK Prasad Centre for Rehabilitation of Blind & Visually Impaired

Vijaya K Gothwal
 Beula Christy
 Hemalatha Arunachalam
 Deepak K Bagga
 Rituparna Ghoshal
 B Padhmavathi
 Mahalakshmi

Education Centre

Director & Dr G Chandra Sekhar
Distinguished Chair of Education
 Prashant Garg

LVP-Zeiss International Academy of Advanced Ophthalmic Education

Srivalli Kaza

Bausch & Lomb School of Optometry

Coen GA de Jong
 Vijaya K Gothwal
 M Srinivas
 Shrikant R Bharadwaj

International Centre for Advancement of Rural Eye care (ICARE), Kismatpur Campus

Rohit Khanna
 Sayed Imtiaz Ahmed
 S Bhattacharya
 S Krishnaiah
 Giridhar Pyda
 V Rajashekar
 Gullapalli N Rao
 S Sheeladevi
 M Srinivas
 Kovai Vilas
 Jachin David Williams

L V Prasad Eye Institute, Bhubaneswar

Director

Taraprasad Das

Cornea & Anterior Segment

Sujata Das
Srikant K Sahu
Sanghamitra Dash
Suryasnata Rath

Glaucoma

Sanghamitra Dash

Ophthalmic Plastic Surgery, Orbit & Oncology

Suryasnata Rath

Retina & Vitreous

Soumyava Basu
Taraprasad Das
Tapas R Padhi

Miriam Hyman Children's Eye Care Centre

Siddharth Kesawani
Sanghamitra Dash
Tapas R Padhi
Srikant K Sahu
Suryasnata Rath
Reema Helan

Contact Lens & Refractive Surgery

Sujata Das
Srikant K Sahu
Mukesh K Singh
Souvik Mandal
Santanu Jana

NTPC Centre for Diabetic Eye Disease

Taraprasad Das
Soumyava Basu
Tapas R Padhi

NTPC Eye Trauma Centre

Suryasnata Rath
Soumyava Basu
Sujata Das
Tapas R Padhi

Ocular Prosthesis

Suryasnata Rath
Mahasweta Choudhury
Bhaktiprada Sahu

NTPC Centre for Sight Enhancement

Reema Helan
Souvik Mandal
Mahasweta Choudhury

General Optometry

Mukesh K Singh
Souvik Mandal
Mahasweta Choudhury
Bhaktiprada Sahu
Santanu Jana

Anesthesia Services

Debendranath Das

Laboratory Services

Savitri Sharma Das
Sarita Kar

drushti daan Eye Bank*

Sujata Das
Srikant K Sahu

Administration

Bikash Chandra Mohanta
Prakash Das
Chhoton De
Raghuram Sastry
Sudipta Parida

L V Prasad Eye Institute, GMR Varalakshmi Campus, Visakhapatnam

Director

Merle Fernandes

Cornea & Anterior Segment

Merle Fernandes
Meena Lakshmiopathy
Sushmita G Shah

Glaucoma

P V K S Varma

Retina & Vitreous

Avinash Pathengay
A Srinivas
Gaurav Yogesh Shah

Contact Lens & Refractive Surgery

Merle Fernandes
Rekha Gunturu
Meena Lakshmiopathy
Sushmita G Shah

Ophthalmic Plastic Surgery, Orbit & Ocular Oncology

Uveitis

Avinash Pathengay

Strabismus

Virender Sachdeva

Neuro-ophthalmology

Virender Sachdeva
Avinash Pathengay

Nimmagadda Prasad Children's Eye Care Centre

Merle Fernandes
Virender Sachdeva
P V K S Varma

Bob Ohlson Centre for Sight Enhancement

Rekha Gunturu

General Optometry

P Anand
Rekha Gunturu

Anesthesia Services

Morton Anesthesia Allied Services Pvt Ltd

Laboratory Services

Nagendra Kumar

Mohsin Eye Bank*

Merle Fernandes
Meena Lakshmiopathy
Sushmita G Shah

Administration

B Anjaneyulu
D Ch Lakshmi
K Lokesh
B V S Mallikarjun Rao
Mr K Veeraswamy

LVPEI Network – Management

Usha Gopinathan
Associate Executive Director

Annapurna Devi
Chief Technology Officer

V Rajashekar
New Projects & Development

Sreedevi Penmetcha
New Programs & International Liaison

Sam Balasundaram
Fund Raising & Donor Relations

M Shoba
Audio Visual

K Haragopala Krishna
Finance & Accounts

M Venkatesh Reddy
Trust Affairs & Chairman's Office

SBN Chary
Photography

K V Subba Rao
Finance & Accounts

Ghanshyam Singh
Opticals & Opticianry

* Community eye banks on our campus

Boards of Management

Hyderabad Eye Institute

Chair

Dr Gullapalli N Rao

Distinguished Chair of Eye Health
L V Prasad Eye Institute, Hyderabad

Members

Mr A Ramesh Prasad

Managing Director, Prasad Film Laboratories Ltd
Hyderabad

Dr K Anji Reddy

Chairman, Dr Reddy's Laboratories Ltd
Hyderabad

Prof Palle Rama Rao

Distinguished Professor
International Advanced Research Centre for Powder
Metallurgy & New Materials, Hyderabad
(Former Secretary, Department of Science & Technology,
Government of India)

Dr Sangeeta Wagh

Dr Sandeep Wagh Eye Centre
Pune
(Alumni Representative)

Prof M Rammohan Rao

Dean Emeritus
Indian School of Business
Hyderabad

Mr N Prasad

Chairman, VANPIC Ports Pvt Ltd
Hyderabad

Dr K Ravindranath

Chairman, Global Hospitals
Hyderabad

Mr G Mallikarjuna Rao

Chairman, GMR Group
Bengaluru

Mr Ravi Reddy

Chairman, THINK Capital
New Jersey, USA

Prof K Srinath Reddy

President, Public Health Foundation of India
New Delhi

Prof Seyed E Hasnain

Vice Chancellor, University of Hyderabad
Hyderabad

Dr V Raghunathan

Chief Executive Officer, GMR Varalakshmi Foundation
Hyderabad

Dr G Chandra Sekhar (Ex-officio)

Director
L V Prasad Eye Institute
Hyderabad

Dr Taraprasad Das (Ex-officio)

Director
L V Prasad Eye Institute
Bhubaneswar

Hyderabad Eye Research Foundation

Chair

Dr F C Kohli

Chairman Emeritus
Tata Consultancy Services Ltd
Mumbai

Secretary & Treasurer

Dr Gullapalli N Rao

Distinguished Chair of Eye Health
L V Prasad Eye Institute
Hyderabad

Members

Dr Ch Mohan Rao

Director
Centre for Cellular and Molecular Biology
Hyderabad

Lt Gen D Raghunath

Principal Executive
Sir Dorabji Tata Centre for Research in Tropical Medicine
Innovation Centre
Bengaluru

Dr S P Vasireddi

Chairman & Managing Director
Vimta Labs
Hyderabad

Mr Peter T Hassan

Advisor (Industries)
Government of Andhra Pradesh
New Delhi

Mr Syamal Gupta

Director
TATA Sons Limited
Mumbai

Dr A V Rama Rao

Chairman & Managing Director
AVRA Laboratories Pvt Ltd
Hyderabad

Prof D Balasubramanian (Ex-officio)

Director – Research
Hyderabad Eye Research Foundation
L V Prasad Eye Institute
Hyderabad

Dr G Chandra Sekhar (Ex-officio)

Director
L V Prasad Eye Institute
Hyderabad

Dr Taraprasad Das (Ex-officio)

Director
L V Prasad Eye Institute
Bhubaneswar



Contents

Foreword	10
The year in review	12
Across the network	
News from Bhubaneswar campus	
News from GMR Varalakshmi campus, Visakhapatnam	
Endowment lectures	
Alumni news	
Patient care services	24
Patient care	
Vision rehabilitation	
Eye banking	35
Product development	37
Patientspeak	38
Community eye health and outreach	43
Education	51
Eye research	75
Our support	106

Foreword

One of the major health care concerns globally is achieving gender equity. Only a very small proportion of women living in rural communities seek health care. “Gender equity and eye health” was indeed the theme of World Sight Day 2009. This was very timely as attention to this issue is critical at this half-way point to VISION 2020: The Right to Sight global initiative. Measurable progress on this issue will only add to the success of this important global initiative. At LVPEI, we have looked at the cumulative data from our rural initiatives, that is, at our secondary care Service Centres and primary care Vision Centres. The picture is extremely gratifying: 49 percent of our outpatients and 53 percent of our surgical patients were women. Of the children 46 percent were girls. This was not an accident but the result of a well planned effort by a dedicated group of professionals based on a strong foundation of epidemiological observations. Needless to say we are pleased that this investment has yielded rich social dividends. Looking at the other dimension of this, i.e., equal representation of women on our faculty and staff, we have already established an excellent record.

The turbulence from the global economic crisis has spared us, as the patronage of communities around us and from other parts of India seeking our services continued unabated. The benefits of India’s “medical tourism” boom have complemented this trend. This coupled with the success in securing competitive grants and the munificence of both our long-term and new supporters, has helped sustain our financial health. This, in turn, created an enabling environment that continued to foster creativity and implementation of the many resultant projects.

Many new frontiers were opened in patient care, education, research and community eye health, adding significantly to the quantum of work across the network. With this growth come new opportunities, certainly, but also new demands on the organization. The addition of new services, techniques and technologies at all levels of the LVPEI Eye Health pyramid has enhanced our clinical care capabilities. Simultaneously the rigorous preparation for certification by the National Accreditation Board of Hospitals (NABH) has fine tuned and streamlined many qualitative parameters. These processes have prepared us for a major scale-up over the next 2 to 3 years across all tiers of our pyramid.

The shortage of human resources of various categories to deliver eye care services continues to be a serious concern. This can be addressed only through a concerted effort in training people at all levels and upgrading the skills of the people we have. Special attention is paid to bolster the quality of faculty at all levels through creation of advanced training opportunities for existing faculty as well as the creation of new positions. We continued to be visited by some very eminent people and many participated via teleconference as part of our successful ‘Global Leaders Lecture Series’. The recognition received by both

faculty and alumni bear testimony to our efforts in education. Our innovative programs in community eye health too are beginning to show results, with the first batch of the Master’s in Community Eye Health graduating and taking their positions in the District Blindness Control Society in their home areas.

Our research continued to be very vibrant and, this past year, we did better and more. This is reflected in the success of securing competitive grants, publications in high impact journals, and the recognition that many in our group have received. The publication record has exceeded that of last year and compares favorably with the leading institutes of the world. Collaborations with many leading organizations in the world continue.

Many in the LVPEI family have received honors and awards. I believe that this combination of individual productivity and institutional growth augers well for the future.

We are grateful to the many friends, well wishers and supporters who showered us with their generosity, time and talent. This broadbased global family of LVP remains the foundation for our pyramid.

While much has been accomplished, a lot more needs to be done to combat the scourge of avoidable (needless) blindness in our world. LVP is fully conscious of its responsibility at multiple levels – communities around us, the state, national and global. I am happy to say that our entire team, from our Board to the newest member of our staff, is ready to face up to this challenge and contribute our small bit to the global effort.



Gullapalli N Rao
Chair, Board of Trustees



Boodaiah from Mittathamakur village of Gudur mandal walked into our secondary care Swarna Bharat Eye Centre in Nellore (Andhra Pradesh) with a bag full of ripe lemons from his garden. He asked the staff to make lime juice for the Centre's patients – as an expression of gratitude on regaining sight after a cataract surgery at the Centre. *Inset:* Boodaiah with his son Venkata Ramanaiah.



The Year in Review

Across the network

LVPEI's new tertiary centre

LVPEI's third tertiary eye care facility, the Kode Venkatadri Chowdary campus, is under development at Tadigadapa, Vijayawada. Mr Kode Satyanarayana, son of late Mr K Venkatadri Chowdary laid the foundation stone on June 3, 2009, along with his wife Mrs Satya Gnana Prasunamba and son, IPS officer Mr K Durga Prasad. A noted philanthropist Mr Satyanarayana, vice president of Kode Venkatadri Charitable Society, is chair of the Spectra group of industries.



Mr K Satyanarayana and his wife with Dr Gullapalli N Rao

The new facility will provide comprehensive eye care services for a population of 10 to 15 million in central coastal Andhra Pradesh, based on the same principles of excellence, equity and efficiency that characterize LVPEI. It will be a referral and eye health resource center for secondary and primary eye care providers in the districts of Krishna, West Godavari, Prakasam and Guntur.

The 3-acre campus has been named after the late Mr K Venkatadri Chowdary, former Municipal Commissioner of Vijayawada. The first phase of the project is supported by the Kode Venkatadri Charitable Society; the land was donated by Spectra.

At the ceremony Dr Gullapalli N Rao, Chair, LVPEI network, said, "The Kode Venkatadri Chowdary campus is expected to complete its infrastructure and staff development by the end of 2010. By the first quarter of 2011 the center is expected to provide comprehensive eye care services, including subspecialty care of the cornea and anterior segment, glaucoma, retina, children's eye care, low vision and rehabilitation on a sustainable basis with about 50% services provided at no cost to those who cannot afford to pay. It will also develop into a training center for all levels of eye care professionals."

New secondary care Service Centres

LVPEI has broken ground for the development of a new secondary-level Service Centre in another district of Andhra Pradesh, Khammam, which will take our presence into the 17th of 23 districts in Andhra Pradesh. This center is entirely funded by a local corporation, Navabharat Ventures Ltd. The Service Centre will help develop 10 Vision Centres around it over the next 24 months.

Into Karnataka

LVPEI has signed a Memorandum of Understanding with a local philanthropist to develop a Village Vision Complex in Bellary, Karnataka state. It will be a high-end secondary center providing comprehensive eye care, along with a complement of 10 Vision Centres, with complete telecom and technology linkages.

6 New Vision Centres

ICARE – LVPEI established and dedicated six new Vision Centres in Prakasam district, Andhra Pradesh (August 22 to September 5, 2009). Fully equipped with the requisite infrastructure and trained Vision Technicians, the new Vision Centres (VC) bring the total to 63. Of these, 30 Vision Centres in Prakasam district of Andhra Pradesh are supported by the Lavelle Fund for the Blind, Inc., New York.

Over 3 million people (an entire district) now have access to comprehensive and high quality primary eye care through the 30 VCs linked to three secondary care Service Centres for referrals. This is the first comprehensive and largest eye care program providing primary and secondary eye care covering the entire Prakasam district, thus adding a new dimension to LVPEI’s community eye health program in Andhra Pradesh. Most of the Vision Centres’ physical space is provided by the local community, which is invaluable in terms of financial viability, local ownership and creating a demand for services. Local key persons participated in the opening ceremony including village presidents and Mandal development officers along with the ICARE field staff.



The newly opened Ulavapadu Vision Centre receives a tremendous response from the villagers



Dr APJ Abdul Kalam speaking at the launch of the India Consortium Project



A snapshot of the key guests on the dais

Primary eye care for all

Standard Chartered Bank’s ‘Seeing is Believing’ program, working with the International Agency for Prevention of Blindness (IAPB) will set up 40 Vision Centres to provide primary eye care in rural areas with technical support from L V Prasad Eye Institute. Aravind Eye Care System (Madurai), Venu Charitable Society (Delhi), Shroff Charitable Eye Hospital (Delhi) and Shri Sadguru Seva Sangh Trust (Chitrakoot, Madhya Pradesh) will each develop 10 Vision Centres. The India Consortium launch of the program, in New Delhi on April 8, 2009, was attended by former President of India Dr APJ Abdul Kalam, Mr Jaspal Bindra (CEO Asia, Standard Chartered Bank), Mr Benedict Cheong (CEO, Temasek Foundation) and Dr Tarapasrad Das (Director, LVPEI, Bhubaneswar). LVPEI’s contribution to the project was richly acknowledged and the Vision Centre concept appreciated by all. LVPEI is coordinating the development and monitoring of these Vision Centres.

LDSC support for primary eye care

The Latter-day Saint Charities (LDSC), from Salt Lake City, Utah, USA, LVPEI's long-term partners in providing primary eye care to underserved communities in rural Andhra Pradesh, have committed support for establishing 30 more Vision Centres in Andhra Pradesh. This will take the total number of Vision Centres supported by LDSC to 38.

LVPEI for capacity building in Africa

An Operation Eyesight Universal team led by Ms Pat Ferguson, CEO, met Dr Gullapalli N Rao on March 4, 2010. Also in the delegation were Ms Lynda Cherry, Vice President – International Operations, Dr Boateng Wiafe, Africa Regional Director, and Mr Kashinath Bhoosurmth, India Director. LVPEI will extend technical support to the Africa Program of OEU through capacity building of eye hospitals and training of eye care professionals.



Mr Bill and Mrs Karen Laduke of LDSC present a check for the first instalment to Dr G Chandra Sekhar, Director, LVPEI, Hyderabad. Also seen is Sam Balasundaram, Assistant Director, Donor Relations



First namaste to eye care

A 10-minute film on LVPEI's Vision Centre concept was made by the Communications Department, Central Audio-Visual Unit and the International Centre for Advancement of Rural Eye care, LVPEI. The film showcases the institute's work in primary eye care delivery across rural Andhra Pradesh.

Sidam Rani, a beneficiary of LVPEI's community outreach program, regained vision after bilateral cataract surgery

Extending the frontiers of Cornea Services

Internationally renowned experts from Europe and the United States came to LVPEI in January 2010 for a workshop on osteo-odonto keratoprosthesis (OOKP), a revolutionary surgery that restores vision in patients who cannot benefit from conventional corneal transplants. The OOKP surgery, dubbed "a tooth for an eye", involves using the patient's own dental tissue as a supporting framework for a telescopic lens. LVPEI already offers a similar treatment, the Boston Keratoprosthesis (Boston KPro), which has restored vision to several patients with severe eye damage caused by chemical or fire accidents. The revolutionary OOKP technique offers patients with even more extreme corneal damage a chance of regaining vision.



Prof Giancarlo Falcinelli examines a patient during the workshop



Dr Anthony Aldave (second from right) interacts with the participants

The workshop was led by OOKP pioneer Prof. Giancarlo Falcinelli, professor of ophthalmology, Rome University and Scientific Director, Osteo-Odonto Keratoprosthesis Foundation, Italy and Dr Anthony Aldave, Director, Cornea Service and Director, Cornea & Refractive Surgery Fellowships, Jules Stein Eye Institute, University of California, Los Angeles, USA. Prof James Aquavella, Department of Ophthalmology, University of Rochester, Rochester, USA participated through videoconference.

Earlier in the year, LVPEI surgeons used the Boston Keratoprosthesis to offer several patients with difficult corneal problems a chance at recovery of vision and better eye health. Developed by scientists and clinicians at Harvard University's Massachusetts Eye and Ear Infirmary, USA the procedure involves implanting a telescopic device (Boston Keratoprosthesis) in patients who cannot benefit from conventional corneal grafting.

Among the first patients to benefit dramatically from the implant were 4 teenagers who had lost all hope of seeing again due to firecracker injuries, acid and limestone burns, and severe allergies. After the surgery all the youngsters were excited that they could read the whole vision chart during an eye examination!

(Read more about the youth in PatientSpeak, page 40)

Honors and awards

Dr Santosh G Honavar, Associate Director and Head, Ophthalmic and Facial Plastic Surgery, Orbit and Ocular Oncology, received the prestigious Shanti Swarup Bhatnagar Prize in Medical Sciences in September 2009 for his work on retinoblastoma, the most common eye cancer in children. He heads the Ocular Oncology Team that manages retinoblastoma at L V Prasad Eye Institute, Hyderabad.

The Shanti Swarup Bhatnagar Prizes are awarded annually by the Council of Scientific and Industrial Research, Government of India, for outstanding research, applied or fundamental, in Biological, Chemical, Earth, Atmosphere, Ocean and Planetary, Engineering, Mathematical, Medical and Physical Sciences. LVPEI is the only eye institute in India with four Bhatnagar Awardees on its rolls.

Dr Shrikant Bharadwaj, Scientist and Associate Optometrist, was awarded the prestigious Ramalingaswami Fellowship by the Department of Biotechnology, Ministry of Science and Technology, Government of India for the year 2009-2010. He is the first eye researcher to receive the coveted award. Dr Bharadwaj has a PhD in Vision Science from the University of California – Berkeley School of Optometry, USA, and a post-doctoral fellowship from the Indiana University School of Optometry, USA. He is setting up a Visual Optics and Psychophysics Laboratory at LVPEI to study the development of vision in infants.

Dr Gullapalli N Rao was elected Chair of the Board of the Australia-based International Centre for Eye Care Education (ICEE) at its meeting in Sydney, Australia on April 23, 2009. ICEE is a non-governmental, not-for-profit organization working towards elimination of needless blindness in Asia, Pacific Islands, Australia, Africa and Latin America.

Dr Gullapalli N Rao received the AAO-Essilor Award 2009 from the American Academy of Optometry for significant and extraordinary contributions to eye care internationally. *(More in Honors and Awards, page 102)*

News from the Bhubaneswar campus



Mr Prasanna Acharya (centre), Dr Taraprasad Das and Dr Sujata Das at the pediatric oncology unit

Bhubaneswar campus launches 2 new services

On July 3, 2009, LVPEI Bhubaneswar, now an integral part of eye care in Orissa, celebrated its third anniversary, logging in 126,000 outpatient visits and performing 12,000 surgeries since its establishment. Of these 35% outpatient visits and 40% surgeries were free of cost for patients from disadvantaged sections of society.

Two significant services were launched on the occasion. **Pediatric eye cancer services** were added to the comprehensive care Miriam Hyman Children's Eye Care Centre (MHCECC), which caters to over 5 lakh children across Orissa and the neighboring states, regardless of their ability to pay. The eye cancer unit will adopt a multi-modal approach to treat eye cancer in children which, if detected early, enables doctors to save both the eye and the life of a child. The facility will also strengthen the partnership between the Miriam Hyman Memorial Trust of London, which helped set up MHCECC at LVPEI.



Dr Taraprasad Das showing guests around the Learning Centre

A **Learning Centre** was inaugurated by Mr Prasanna Acharya, Minister for Health and Family Welfare, Government of Orissa. The Learning Centre will complement the educational activities of the institute, focusing on skill enhancement for postgraduate medical students and young ophthalmologists. It will develop into a leading learning center in India and the Asia-Pacific region, providing education in key areas of eye and vision sciences at all levels. The guests included Mrs Anu Garg, Commissioner cum Secretary, Health & Family Welfare, Orissa, Mr G Mathivathanan, Director, National Rural Health Mission, Orissa, Professor Amod Gupta, Postgraduate Institute of Medical Education and Research (PGIMER), Chandigarh and Mr Jawed Zia, CEO, Alcon India.

Visit of CBR workers and volunteers

Forty-one community-based rehabilitation (CBR) workers and volunteers from various districts of Orissa visited the Institute on September 8, 2009 and toured the facilities. They learnt about the low vision and rehabilitation services provided at the Institute's NTPC Centre for Sight Enhancement and Rehabilitation. An awareness program was organized and a short film on eye donation was screened.



CBR volunteers meeting

Institute Day celebrations

The Fourth Institute Day was celebrated on January 16, 2010. Dr A P J Abdul Kalam, former President of India, and Chief Guest, arrived a day earlier. Dr Taraprasad Das, Director, LVPEI Bhubaneswar briefed him on the progress of the institute. Dr Kalam also interacted with the faculty and staff. Guest of Honor Dr S Chandrasekhar Shetty, Vice Chancellor, Sri Devraj Urs University, Kolar, Karnataka delivered the Institute Day lecture. Later the staff participated in a colourful cultural program.



Dr APJ Kalam with the faculty and staff



Mr A Ramesh Prasad, Managing Director, Prasad Production (P) Ltd., Hyderabad and son of Mr L V Prasad plants a tree at Bhubaneswar campus.



Bhubaneswar campus

News from the GMR Varalakshmi campus Visakhapatnam



Dr Merle Fernandes gives an update on the activities of GMR Varalakshmi campus



Dr Manav Khera and Dr Vaibhev Mittal, the first comprehensive fellows at the campus, inaugurating the 24x7 Trauma Centre

Anniversary celebrations of GMR Varalakshmi campus

LVPEI's GMR Varalakshmi campus in Visakhapatnam turned three on July 7, 2009 with Chair, LVPEI group, Dr Gullapalli N Rao and Associate Director, Laboratory Services (LVPEI network) Dr Savitri Sharma joining in the celebrations. In line with our continuing efforts to improve patient care and education, three new ventures were started.

- The microbiology services were inaugurated by Dr Savitri Sharma, Mr K Nagendra, microbiologist and Mr G Balakrishna, one of our senior-most staff.
- A 24-hour trauma and emergency room and the LVPEI-Alcon Surgical Education Centre were inaugurated by fellows Dr Vaibhev Mittal and Dr Manav Khera.

The celebrations continued into the evening with high-energy music and dance performances by the institute staff.



Dr Vaibhev Mittal and Dr Thu Pham, phacoemulsification trainee from USA, practising in the new Wet Lab

World Diabetes Day

LVPEI commemorated World Diabetes Day on November 14, 2009 as part of its ongoing World Diabetes Foundation (WDF) program in Prakasam district (Andhra Pradesh). Earlier, on March 11, 2009 Dr APJ Abdul Kalam, former President of India, had launched the Diabetic Retinopathy Awareness Programme at the Visakhapatnam campus. In collaboration with corporate organizations and the local community, the program aims to create awareness about diabetes and encourage every diabetic patient to have regular eye examinations.

Since then over 4000 diabetic patients have undergone a comprehensive eye examination free of cost at the Visakhapatnam campus. Non-paying patients with sight-threatening diabetic retinopathy underwent laser and vitreo-retinal surgeries at no cost to them. The program is supported by Symbiosis Technologies. On World Diabetes Day Airtel sent 16 lakh SMS to its customers in coastal Andhra Pradesh advising people with diabetes to have an eye examination.

Annual Champalimaud Review Symposium

The Third Annual Antonio Champalimaud Symposium was held on January 30, 2010. The Champalimaud Keynote Oration on ‘Glaucoma genetics: past, present and future’ was delivered by renowned ophthalmic geneticist Dr Janey L Wiggs from the Department of Ophthalmology, Harvard Medical School, Massachusetts Eye and Ear Infirmary, Boston, MA, USA. This was followed by a talk on ‘Angle closure: mechanisms and issues in screening’ by Dr David S Friedman from The Wilmer Eye Institute, The Johns Hopkins University School of Medicine, Baltimore, MD, USA. Dr Borja Corcostegui, Director, Instituto de Microcirugia Ocular de Barcelona, speaking through videoconferencing from Barcelona, Spain, gave an ‘Update in surgical treatment of proliferative diabetic retinopathy’, while Prof Brien A Holden of the Institute for Eye Research, University of New South Wales, Sydney, Australia, spoke on ‘Myopia’.

The Champalimaud Translational Centre for Eye Research (C-TRACER) at LVPEI, Hyderabad, was set up in 2008 with support from the Antonio Champalimaud Foundation of Lisbon, Portugal, for translating the results of basic biological research on the human eye into the clinic.



Dr Janey L Wiggs delivers the keynote oration



Dr Gullapalli N Rao honours Dr David S Friedman



Dr Leonor Beleza, President, Champalimaud Foundation



Prof Brien A Holden

Endowment lectures

Dr Rustom D Ranji Rotary Lecture on health inequalities

The Dr Rustom D Ranji Rotary Award and Lecture 2009, organised by LVPEI and Rotary Club of Hyderabad (District 3150) on September 11, 2009, was delivered by Prof Mala Rao, Director, Indian Institute of Public Health (an arm of the Public Health Foundation of India). Speaking on ‘Tackling health inequalities, everybody’s business & everybody’s responsibility’, she drew a connection between the individual decisions we make – personally, professionally, as institutions and as communities – and the state of a population’s well-being. Drawing on diverse bodies of knowledge such as sociology, media studies, health economics and environment, she drew disturbing and profound conclusions about why we need to re-think the way we live our lives, so that we preserve not only our health, but also the health of our planet. The Rotary Club of Hyderabad supports the annual lecture in memory of Dr Rustom D Ranji, honorary ophthalmologist to the late Nizam of Hyderabad.



Prof Mala Rao being felicitated by Rotary District Governor Rtn C Suresh. Centre: Dr G Chandra Sekhar

Shri Pushkarlalji Tibrewala Lecture on eye donation

The Late Shri Pushkarlalji Tibrewala Public Lecture and Award was delivered by Dr Radhika Tandon, Professor of Ophthalmology, All India Institute of Medical Sciences, New Delhi on August 26, 2009. She spoke on common misconceptions about eye donation and the need to create awareness so that people with corneal blindness can see again.

The annual lecture series was initiated by industrialist Mr Om Prakash Tibrewala, former District Lion Governor and former president of the Federation of Andhra Pradesh Chambers of Commerce and Industry, in memory of his father. After the lecture, he honored some of those who had helped promote eye donation: Mr Rajeev from Chiranjeevi Eye & Blood Bank, Mr Raghuram from MOHAN (Multi Organ Harvesting Aid Network) Foundation, Lion R S Gulati, Lion Pankaj Sawla from Manav Mitra Samithi, and Mrs Kamalamma and Lion Laxmipathi Rao from Kamalamma Old Age Home. He also felicitated the Ramayamma International Eye Bank (LVPEI) team – Mrs Ashwini, Mr A Raghuram, Mr T Raju, Mr Srinivas Reddy, Ms Bala Rani, Mr G Srinivas, Mr A Arvind Kumar, Mr Ch Venkat Swamy, Mr K Srinivas, Mrs P Susan and Mr T Kishan Reddy – for the Hospital Cornea Retrieval Program, which has eliminated the waiting list for corneal transplants at LVPEI, Hyderabad. He also felicitated the senior cornea faculty who perform the cornea transplants at LVPEI.



Dr Radhika Tandon makes a case for eye donation while delivering the Tibrewala Public Lecture. Mr O P Tibrewala (right) with Dr G Chandra Sekhar and Dr Usha Gopinathan

Dr C Syamala Bhaskaran Endowment Lecture

Speaking on 'Asking a question: The first step of research', Dr Vishali Gupta, Associate Professor of Ophthalmology at the Postgraduate Institute of Medical Education and Research, Chandigarh, delivered the 12th Dr C Syamala Bhaskaran Endowment Lecture on October 9, 2009.

Dr C Syamala Bhaskaran, renowned pathologist and educationist, is a recipient of the Dr B C Roy Award. Dr C Bhaskaran, formerly Professor and Head, Department of Microbiology, and Vice Chancellor, NTR University of Health Sciences in Vijayawada, was a fellow and committee member of the National Academy of Medical Sciences. The annual lecture series has been initiated in honour of the Bhaskarans' generous support to the Institute.



Dr Syamala Bhaskaran presents a plaque to Dr Vishali Gupta



Dr C Bhaskaran and Dr Syamala Bhaskaran

Nawab Arastu Yar Jung Bahadur Memorial Lecture

The 2nd Nawab Arastu Yar Jung Bahadur Memorial Lecture was held at LVPEI on November 24, 2009. The guest speaker was Dr Andrea Araujo Zin, Assistant Researcher in the Neonatology Department of Fernandes Figueira Institute, FIOCRUZ, Rio de Janeiro, Brazil who has been leading the retinopathy of prematurity (ROP) initiative in Latin America. In her talk “The challenge of preventing childhood blindness due to ROP in Latin America” she outlined the initiatives and achievements made in managing ROP in Latin American countries.

The biennial lecture is held in memory of Dr Abdul Hussain, who was conferred the title ‘Nawab Arastu Yar Jung Bahadur’ in 1914 by Mir Mehboob Ali Khan, the sixth Nizam of Hyderabad. Dr Abdul Hussain’s youngest daughter Begum Bilkis Abid Ali and other family members were present at the lecture.



Begum Bilkis Abid Ali presents a plaque to Dr Andrea Zin

Looking beyond the eye

- The Wellcome Trust-DBT India Alliance organized a lecture on ‘**Cancer: A Malady of Genes**’ by Prof Inder M Verma from the Salk Institute for Biological Studies, USA. December 7, 2009.



Seen from right: Prof Anuradha Lohia, CEO, Wellcome Trust-DBT India Alliance, Prof Inder Verma, Prof D Balasubramanian, and Dr G Chandra Sekhar



Prof Inder M Verma makes a point

- The Institute played host to a landmark global videoconference on ‘**Climate Change and its Impact on Women’s and Children’s Health**’, led by the Royal College of Obstetricians and Gynaecologists, London, UK (March 12, 2010). The objectives were to highlight the serious impact of climate change on the health and well-being of women and children by bringing together a global community through sophisticated communication technology, without increasing carbon footprints.

The speakers included Prof Mala Rao (Director, Indian Institute of Public Health, Hyderabad), Dr David Pencheon (Director, NHS Sustainable Development Unit, UK), Dr Monir Islam (Director, Department of Making Pregnancy Safer, World Health Organisation, Switzerland), and Professor Louis Reynolds (Professor of Paediatrics, University of Cape Town, South Africa). The speakers delivered insightful talks via videoconference, followed by questions and discussions involving audiences in Hyderabad, London, Geneva and Cape Town. The event was broadcast to a global audience, through live web streaming.



Clockwise from bottom left: Live videoconferencing from Cape Town, Geneva, and London with (inset) Dr Mala Rao and Dr Kamini Rao (India chair) in Hyderabad

Alumni news

Indian Ophthalmology College Education program

L V Prasad Eye Institute, an acclaimed centre for cutting edge research and education, has trained more than 334 fellows from all over the world in various subspecialties of ophthalmology since its inception. Many LVPEI alumni are now key opinion leaders of the country, while being recognized internationally for their contribution to scientific research and educational training.

This year the LVP alumni Indian Ophthalmology College Education (IOCE) program was established to utilize the skills of these experienced clinicians, researchers and teachers to bring cutting edge ophthalmology and scientific updates to students and teachers of India's medical colleges. Alumni volunteers in different subspecialties of ophthalmology use their expertise for onsite hands-on training and skill upgradation of clinicians and postgraduate students. A notable spin-off is improved eye care to the common man who visits these medical colleges.

The first onsite IOCE program was conducted in January 2010 – the Regional Institute of Ophthalmology (RIO), Guwahati Medical College, Guwahati, Assam was the first college to avail this opportunity.



The Indian Ophthalmology College Education program being inaugurated in the presence of (from left) Dr Gullapalli N Rao, Prof Munin Deka, Dr Taraprasad Das and Prof Chiranjib Kumar Barua



Dr Subhadra Jalali and Dr Nazimul Hussain with the students

The program inaugural on January 25, 2010, was graced by Dr Gullapalli N Rao (Chair, LVPEI), Dr Taraprasad Das (Director, LVPEI Bhubaneswar) and Dr M Deka (Principal, Guwahati Medical College). Welcoming Dr Rao, Prof C K Barua, Director, RIO said he looked forward to more training and capacity building collaborations with LVPEI. Dr Rao spoke of LVPEI's educational initiatives and the role of its alumni association. Dr Das raised the issue of retinal blindness in developing nations, the risk factors and its prevention. Dr Nazimul Hussain, IOCE Program Director, LVPEI alumnus and former faculty spoke of the IOCE program, its objectives and future directions. Dr Deka was grateful that distinguished faculty from the LVPEI alumni association had extended assistance in training to RIO.

The first IOCE program visiting faculty was Dr Subhadra Jalali, senior retina alumnus (January 26-29, 2010). The training comprised didactic lectures, practical demonstrations and surgery and was well appreciated by the faculty and postgraduate students.

A few comments from the postgraduate students

Dr Punam Kumari: We found the program informative and helpful. It gave us an opportunity to learn so many things related to our field within a short span of time.

Rohit Ramesh Modi: The onsite training was a great learning experience. Your (the faculty's) energy was infectious. Our attitude towards ophthalmology has changed. It is said there are two kinds of genius in the world. With the first group we know we can achieve what they have achieved by more hard work and dedication. But the second group is of magicians. It is difficult to understand how these people work. LVPEI belongs to the second group. There is an old Chinese saying... If you have vision for one year cultivate flowers, if you have vision for 10 years cultivate trees and if you have vision for eternity cultivate people. Your institute and alumni have that vision. Thanks a lot for showing us how much fun ophthalmology is.



Dr Sunil Singh, alumnus, presents the LVPEI alumni badge to Prof Amod Gupta, guest of honour at the meeting



Faculty and alumni catch up at a dinner on the Institute lawns

Annual alumni meeting

The 2009 LVPEI alumni meeting was a great success (May 31 – June 1, 2009). The scientific program was followed by a dinner marked by bonhomie, song and dance, thoroughly enjoyed by the alumni, fellows and faculty of LVPEI. The guest of honour Prof Amod Gupta, Head, Ophthalmology, Postgraduate Institute of Medical Education and Research, Chandigarh delivered an inspiring lecture. Other highlights were the launch of the “LVP Alumni” pin and the alumni’s contribution towards the “LVP Silver Jubilee Celebration 2012” fund. The meeting also recognized the fact that alumni from various parts of India and abroad continue to utilize LVPEI’s resources, such as corneal tissues, amniotic membranes, tissue glue and polyhexamethylene biguanide (PHMB).

Alumni highlights

- ✦ A thank you note from **Ekta Aggarwal**: “I am in New Zealand doing an oculoplastics fellowship at University of Auckland... This is a wonderful fellowship program and I am trying to make best of it. Just wanted to mention how much I am thankful to LVPEI for my training, the way it is recognized everywhere in all the parts of the world. My Prof complimented me saying LVPEI training is considered at par with any international training.”
- ✦ **Dr Mayur R Moreker**, Consultant, Cornea, Cataract & Comprehensive Ophthalmology at the Taparia Institute of Ophthalmology, Bombay Hospital & Medical Research Centre, Mumbai, won the Best Paper award in the Inflammation Section at the 2010 annual conference of the All India Ophthalmological Society at Kolkata (January 2010). He was a Comprehensive Ophthalmology fellow at LVPEI from 2005-2008.
- ✦ **Nisha Singh** and **Ankit Mathur**, alumni of BLSO have earned their PhD from the Queensland University of Technology, Australia. They were part of the first batch of the BS Optometry program in 2000.
- ✦ LVPEI alumnus **Dr K V Ravi Kumar**’s paper *A stitch in time saves nine – successful management of optic neuritis* received the Best Paper Award at Vaisakhi Eye Con-2009, Andhra Pradesh State Ophthalmological Society’s annual conference at Visakhapatnam (October 2009). The paper was based on a patient treated at his hospital free of cost who subsequently regained most of her lost vision. A phaco and glaucoma specialist, Dr Ravi Kumar is consultant ophthalmologist at the Manipal Superspeciality Hospital.
- ✦ **Ravi Chandra Bakaraju**, an alumnus of LVPEI’s Bausch and Lomb School of Optometry (BLSO), received one of the 12 prestigious William C Ezell Fellowships of the American Academy of Optometry (AAO) for 2009-2010. After his BS in Optometry in 2006, he began a PhD at the University of New South Wales, Sydney. Earlier in the year, **Nagaraju Kemidi**, BS Optometry Batch 2001 received a doctor’s degree in optometry (OD) from the New England School of Optometry, Boston, USA.



Behind every slit lamp is an eye.
Every eye is a window to a mind.
And behind every mind is a thinking,
feeling, knowing individual.
Patient care is about people. And their lives.

Patient Care Services

The year has been one of consolidation and growth in patient care services, with new services introduced at Visakhapatnam and Bhubaneswar campuses, with Kallam Anji Reddy campus, Hyderabad taking many measures to improve patient comfort and efficiency of systems. LVPEI's contribution to eye banking continues to grow, with the three campuses together recording the highest-ever number of corneal transplants this year. Our own learning has contributed to the setting of new standards in eye care nationally – in eye banking, retinopathy of prematurity, eye cancer, low vision – bringing us recognition, no doubt, but also a great deal of satisfaction!



Patient care

Tertiary & Advanced tertiary care

Campus	Outpatient visits			Surgical procedures		
	Paying	Non-paying	Total	Paying	Non-paying	Total
Kallam Anji Reddy Campus, Hyderabad	149,256	62,859	212,115	15,961	11,826	27,787
Bhubaneswar Campus, Bhubaneswar	54,065	13,630	67,695	4175	2036	6211
GMR Varalakshmi Campus, Visakhapatnam	44,872	13,459	58,331	3852	2659	6511
Total	248,193	89,948	338,141	23,988	16,521	40,509

Break-up of surgical procedures

Surgeries	Kallam Anji Reddy Campus, Hyderabad	Bhubaneswar	GMR Varalakshmi Campus, Visakhapatnam	Total
Cataract	10,585	2616	3017	16,218
Cornea	3482	321	716	4519
Corneal transplants	1231	112	215	1558
Glaucoma	997	165	178	1340
Retina Vitreous	6571	1912	620	9103
Squint	574	55	179	808
Plastic	3871	743	403	5017
LASIK	476	104	220	800
Others	–	183	963	1146
Total	27,787	6211	6511	40,509

These numbers are included in the patient care summary above.

A total of 1558 corneal transplants were done at LVPEI's three campuses. This is the highest ever done at LVPEI, and indeed, one of the highest in the world.



Right to eye care –
for all of us, boys and girls!

World Sight Day 2009 commemorated

The Institute commemorated World Sight Day on October 8, 2009, with support from Fullerton India Credit Company Limited (FICCL) and the British Library. A community screening program and eye health awareness meeting was organised at the venue of the Institute's Comprehensive Eye Health Project in an urban slum of Hyderabad. A talk on 'Eye health awareness' was given and schoolchildren sang songs on eye health.

Dr Srivalli Kaza, Consultant, LVPEI, gave a talk on this year's global theme of World Sight Day 'Gender and Eye Health – equal access to care' at the British Library, which was followed by a vision screening program.



An elderly woman is accompanied by her grandchildren for an eye examination on World Sight Day



Children's Eye Care

Centre	Outpatient visits			Surgical procedures		
	Paying	Non-paying	Total	Paying	Non-paying	Total
Jasti V Ramanamma Children's Eye Care Centre, Hyderabad	23,407	11,147	34,554	1995	1771	3766
Miriam Hyman Children's Eye Care Centre, Bhubaneswar	6996	1888	8884	257	227	484
Nimmagadda Prasad Children's Eye Care Centre, Visakhapatnam	6026	1557	7583	179	184	363
Total	36,429	14,592	51,021	2431	2182	4613

These numbers are included in the patient care summary on the earlier page.

Retinopathy of Prematurity (ROP) program

	Hyderabad	Bhubaneswar
Babies screened	863 (481 at LVPEI and 382 in NICU*)	186
Laser sessions	158 (26 in NICU)	19
Pediatric retina surgeries	452	123
ROP surgeries	74	2

*NICU - Neo-natal Intensive Care Unit

A low number of ROP surgeries indicates the success of our screening and laser program. However, this year's 74 ROP surgeries were performed mostly for babies referred to us from outside our ROP program, which is a recognition for our established ROP and pediatric retina surgery centre. Coordinated teamwork by pediatric anesthetists, neonatologists, internists and nursing staff have helped us achieve this status.

National ROP guidelines

Dr Subhadra Jalali was invited to join the National ROP Guidelines Panel by the National Neonatology Forum, India. A draft of the proposed 'Indian National ROP guidelines' was presented to office-bearers of the All India Ophthalmological Society (AIOS) and the National Neonatology forum (NNF) for debate, discussion and finalization.





A section of the audience with all levels of staff mingling



The dance by child clients of the Rehabilitation Centres stole many hearts

Patient Care Day

The anniversary celebrations of Patient Care Day at LVPEI's Kallam Anji Reddy campus, Hyderabad, were held on June 1, 2009, with the staff taking a break from routine patient care. Dr G Chandra Sekhar, Director, spoke on the significance of Patient Care Day. This was followed by a skit 'Modern Ramayana' by ophthalmic nursing assistants and talks in a lighter vein, by staff members on a 'Typical day at LVPEI'. Among the speakers were Mr Shive Shankar, administrator, security services; Mr Yousuf Arafat, associate administrator, patient care services; Mr Avinash, supervisor, medical records department; Mr Siva Rama Sharma, system administrator, information systems department; Mr Ravinder, junior administrator, housekeeping services; and Mr Vamsi Krishna, technician, clinical biochemistry. The program ended with a spirited cultural program. Performances by child clients of the Vision Rehabilitation Centres stole the show.



Renewing the pledge of service



Performances by staff members



Nurses Day celebrated

Nurses Day was celebrated by the LVPEI family at the Kallam Anji Reddy campus (Hyderabad) on Florence Nightingale's birthday May 12, 2009. After lighting a lamp, all the nurses took a pledge of service. Dr Usha Gopinathan, Associate Executive Director, and cornea faculty Dr Somasheila Murthy urged the nurses to show compassion and care towards patients, regardless of religion, race, age, gender and economic background.

Later, the nursing trainees and nurses danced, sang and performed skits. The evening ended with the distribution of prizes.

Retinoblastoma – They Live and See!

For someone who wanted to go into surgery because it seemed like a “clean specialty” that offered a definitive treatment to certain medical problems, Santosh Honavar, Head, Ophthalmic Plastic Surgery, Orbit & Ocular Oncology Services, couldn’t be in a more “indefinite” space of work. Retinoblastoma, a cancer of the eye, is not a very common condition, but its significance lies in the fact that it affects mostly children, and in countries like India, is often left undiagnosed – and hence untreated – for too long, becoming a cause for ocular morbidity and ultimately mortality. “I was shocked by the numbers when I began working in this area,” he says, “75% of the children presented with very advanced tumours, and 50% of them would die, when we applied the existing treatment protocol.”

“There was no concerted plan to deal with retinoblastoma; we were all just managing the disease, and not many oncologists were familiar with the entity,” he notes. So after completing his senior residency at the All India Institute of Medical Sciences in 1995, Honavar joined L V Prasad Eye Institute, bringing with him his twin interests – retinoblastoma and oculoplasty – and set about creating a home for his passion.

“Oncologists focus on treating the cancer, not necessarily in saving the organ or its function,” explains Honavar. “As an ophthalmologist practising ocular oncology, my focus was on saving both.” Using data retrospectively from all the retinoblastoma cases the Institute had dealt with, Honavar and his team – itinerant fellows, colleagues in LVPEI’s Ramayamma Children’s Eye Care Centre, pathology laboratory, and statisticians – searched, Holmes-like, for clues that would lead them to understand the risk factors that led to tumour progression.

“What followed was an intense period of dialogue – internally, among clinicians and pathologists, externally,

with specialist retinoblastoma groups – and we began to see that advanced retinoblastoma had to be treated differently, unlike the protocols commonly used in the west, where the cases presented much more early.” The new protocols for advanced retinoblastoma now help salvage eyes and vision.

“The question we are asking is, what makes it more likely for a cancer cell to spread from one part of the body (in this case, the eye) to another? What can we do to control that spread?” Honavar and his team then came up with a pre-emptive adjuvant therapy, where they instituted a treatment regimen based on their understanding of risk factors gained from the retrospective study.

“We have seen substantial reduction in the numbers of children who die, as a direct consequence of this adjuvant therapy,” says Honavar.

“The climate at LVPEI is particularly conducive to this sort of innovation in patient care,” says Honavar. The institute’s structure, combining basic and clinical research with an active public health and epidemiology program, facilitates a sharing of perspectives, he adds. “This has led to a higher level of internal referral, with more children being identified at a stage when they can be helped – to save their vision, and their life.”

The work on retinoblastoma led to Santosh Honavar’s being named as one of the winners of India’s most prestigious award for young scientists – the Shanti Swaroop Bhatnagar Award for 2009. But it has had other, more important consequences; it has led to the consolidation of a distinct subspecialty in eye care, ocular oncology, with students completing their training here, at the Ramayamma Children’s Eye Care Centre, and moving on to take this approach to care to other centres in India and elsewhere.

Ocular Oncology Centre at L V Prasad Eye Institute

India’s first Ocular Oncology Centre was set up at LVPEI in 2000. On January 24, 2004, Sightsavers supported the establishment of a Children’s Eye Cancer Centre, which addresses the management needs of children affected by cancers of the eye and related structures.

In 2004, Dr Parin Vakharia set up a Corpus Fund for treatment of children with eye cancer, in memory of the late Ms Olive Swoboda. The fund has helped provide quality tertiary cancer care to hundreds of underprivileged children free of charge. During the year 2347 procedures were performed on children with retinoblastoma, of which 1296 (over 55%) were absolutely free of cost. The procedures performed included examination under anesthesia, laser transpupillary thermotherapy and cryotherapy, as well as hospital-based chemotherapy, and surgical procedures like enucleation with orbital implant and plaque brachytherapy.

Support for treatment of children with retinoblastoma also came from:

- ✦ Alcon, which gifted carry bags with cartoon characters
- ✦ Mr Sai Prasad from Prasad Film Laboratory helped convert public service awareness videos to film print reels
- ✦ ITC, Bengaluru, donated biscuits and salt
- ✦ Goonj, New Delhi, delivered clothes and toys
- ✦ Teachers of Geetanjali School distributed chocolates
- ✦ Benita Sen, author, New Delhi, donated her children’s books to the library in the chemotherapy ward

Vision Rehabilitation Centres



The children show their talents in music and dance

Integrated summer program

The annual 'Integrated summer program' for visually challenged children and their sighted siblings was conducted May 18-30, 2009. The 35 children included 25 differently abled and 10 sighted siblings. They participated enthusiastically in activities such as yoga, games, music, dance, and elocution, parent-children compatibility testing, story telling and field trips. The children are very much at home at the Institute; the program helps enhance their confidence and develop their personality.

Centres for Sight Enhancement (Low vision rehabilitation)

Sight Enhancement	New client visits	Follow-up client visits	Total	Low vision devices prescribed
Meera & L B Deshpande Centre, Hyderabad	2133	1441	3574	2145
NTPC Centre, Bhubaneswar	204	14	218	175
Bob Ohlson Centre, Visakhapatnam	362	114	476	879
Total	2699	1569	4268	3187

Rehabilitation of the Blind & Visually Impaired

Rehabilitation Services	Dr PRK Prasad Centre Hyderabad	Bhubaneswar	Visakhapatnam	Total
New client visits	2733	548	799	4080
Follow-up client visits	2802	250	241	3293
Service Delivery				
Special skills training	1086	554	351	1991
Instruction in use of – Assistive devices (computers) – Low vision devices	1550	256	704	2510
Environmental modification	1968	760	570	3298
Educational guidance	760	415	385	1560
Vocational guidance	280	353	465	1098
Supportive guidance	2140	342	186	2668
Referral to other services	133	326	302	761

Note: Some clients were prescribed more than one device and trained in multiple living skills



Lined up on the green grass, all ready to run....



Mr Sheshaiah, a volunteer, distributes prizes to the children

Fun Camp 2009

The 'Fun Camp 2009' for children with visual impairment was held on November 26, 2009, at a popular entertainment park. The 275 participants included 125 visually challenged children, 150 sighted siblings and family members. Group and individual games, such as memory games, water games, and theme enactment were conducted for the children according to their abilities and prizes awarded to the winners and runners-up. The camping experience provided the children an opportunity to interact with their peer group and build self-esteem, while offering the parents a platform to share their experiences with one another. Volunteers Mr Pulla Rao, Ms Neeraja, Mr Sheshaiah, and Mr TAN Murthy helped the rehabilitation team organize and coordinate the activities.



Volunteers with the staff of the Rehabilitation Centres

Volunteers meet

The annual volunteers meet, held on February 13, 2010, reviewed their contributions in vision rehabilitation activities, while planning for greater involvement. A total of 27 volunteers attended the meeting; Mr Sheshaiah, Mrs Varsha Kulkarni and Master Nitesh shared their experiences. The volunteers' commitment and selfless service were appreciated by Dr Gullapalli N Rao and Dr G Chandra Sekhar.

Range of high-tech assistive devices expanded

The donation of 3 closed circuit televisions (CCTVs) and a portable video magnifier from the Director, Mr S S Ng of Telesensory Pvt Ltd, Malaysia has augmented the Vision Rehabilitation Centres' range of high-tech assistive devices. Mr SS Ng and his colleagues had visited LVPEI earlier to assess the demand for these devices in India. LVPEI has signed an MoU with Telesensory Pvt Ltd and can now supply electronic low vision devices to its patients. It is particularly helpful for patients with severe vision loss who would otherwise have limited access to printed material. Patients with milder forms of vision loss can use them for higher magnification coupled with a more comfortable viewing distance, both of which are an improvement on optical low vision devices.

World Braille Day

World Braille Day was commemorated on January 4, 2010 to mark the birth anniversary of Louis Braille. The Rehabilitation Centres created awareness about Braille literacy and produced Braille calendars for the first time.

First person

The Vision Rehabilitation Centres are privileged to have a dedicated support group of over 40 volunteers of all ages, who assist the staff in making audio tapes, doing translations and editing, organizing and conducting camps and workshops for visually impaired children, etc. Bharathi Ramineni, Varsha Kulkarni, Neena Verghese and Siddharth Singh narrate what they have gained while working with the children of LVPEI.



My association with L V Prasad's rehab department started a few years back as a volunteer. I recall with slight embarrassment my subtle feelings of superiority, initially. The feeling of superiority was because I thought I was "giving" something to the children. It did not take me long to realize that in reality, it was the other way round. I was 'receiving' rather than 'giving'. The whole experience has humbled me and changed my perspective on life. It helped me calm down from inside. I became more grounded.

Seeing the "never give up" attitude of the visually challenged children and their parents, I stopped complaining about my life. I started appreciating all the good things I had and learnt not to be bogged down by the 'not so perfect' areas of my life.

I noticed another strange thing! When I tell people about a piece of jewellery or something else I have bought, there is jealousy in their eyes. But when I tell them about the work I do here, I see an unmistakable respect and interest in their

faces. They ask me more and express an interest to participate. I understood the power of good work!

The patience, friendliness and positive attitude of Beula and her team is another aspect that impressed me. In all these years, I have not seen anyone snapping or being discourteous. There is always a smile on their faces. They appreciate us wholeheartedly for every little thing we do. I love all you guys!

Instead of living room discussions and loads of sympathy, we should actually get down to action and do whatever little we can to improve the quality of lives of the people who need our support. If we help somebody today when we can, someone else will come along to help us in our time of need. This way all of us can live happily.

– Bharathi Ramineni

*** **



My experience as a volunteer has been extremely enjoyable. I like the fact that there is an entire department dedicated solely to the rehabilitation of the visually impaired, especially children. I work as a reader with students who need help in preparing for their examinations. LVPEI facilitates a good working environment and their staff is very helpful. The department uses special software to scan books as images and convert them into text. The translated text usually needs extensive editing and volunteers like me help edit these books. The content is later converted into speech, which is wonderful – it is just like someone reading out their books to the children!

The rehabilitation department also gathers a lot of data about institutions worldwide for the disabled. They need help from volunteers to categorize the vast amounts of data collected in a database, so it is easily accessible. Such tasks can be done from the home and I like that flexibility. Working with LVPEI is a fulfilling experience, made special by the dedicated staff members.

– Varsha Kulkarni

*** **

As one of the volunteers at the Rehabilitation Centres, I am involved mostly in recording textbooks for students preparing for various examinations. We have made a master copy of the class X textbooks so that children with vision problems can easily get copies of tapes made. I record books for undergraduate and postgraduate students and for students preparing for competitive examinations.

We also help with the collection of clothes and used audiotapes for children who cannot afford them. I have tried my best to raise funds for some of the activities of the Rehabilitation Centres. It has been a fruitful opportunity for me to serve the less privileged children at the centre.

– Neena Verghese



*** **



A telecom engineer by profession, I began volunteering with LVPEI from 2005. I have been involved with audio book recordings, fund raising, and helping in the annual camp for the visually challenged children and their parents. It has been a rewarding experience. The staff at the VRC has been very supportive and encouraging, because of which I was able to direct my energy and efforts in the right direction.

–Siddharth Singh



Silaba Zimba – taking rehabilitation to Zambia

“When I saw the curriculum of (LVPEI’s) Low Vision and Rehabilitation program, I thought this is it! I knew I was lacking somewhere as a counselor. This program fills that gap,” said Silaba Zimba Mundambo from Lusaka, Zambia. Silaba was pursuing a one-year fellowship in low vision and rehabilitation at the Dr PRK Prasad Centre for Rehabilitation of Blind & Visually Impaired, LVPEI, Hyderabad. She worked as a general nurse in the Eye Department of the University Teaching Hospital, one of Lusaka’s biggest hospitals. But after completing her Diploma in Guidance, Counseling and Placement and doing a course in project management, vision rehabilitation became her main interest.

There is a dire need for trained staff in her country “especially in low vision rehabilitation,” she said. She felt counseling was the only way to restore the confidence of worried patients who felt they had reached a dead-end. “Earlier, I did not know anything about rehabilitation. When patients who had lost vision came to me for counseling, I referred them to the National Council of the Blind for further management. I had no training and equipment for vision rehabilitation,” she said. The LVPEI program was very different from her experience in Zambia, which revolved more around class discussions. “It is not easy being alone here! You got to think critically,

observe and you got to ask questions and, in the process, you learn more,” explained Silaba.

Silaba appreciates the need to start rehabilitation at a very young age. Once home, she plans to work with low vision infants as a rehabilitation professional. “Rehabilitation is new to Zambia. I want to concentrate on children and work towards an accurate assessment of the condition of low vision infants,” declared the determined young woman.

Silaba was LVPEI’s first international trainee for the one-year fellowship in vision rehabilitation. Her training was sponsored by Sightsavers International, UK.





Looking ahead with confidence

It was in the middle of October 2005 that tragedy struck a young girl, just 22 years old. Rachuru Ramya was diagnosed with aphakia with nystagmus at LVPEI, Hyderabad. She had lost vision in both eyes due to advanced glaucoma in the right eye and phthisis bulbi in the left eye. She was referred to the Vision Rehabilitation Services and Ocular Prosthesis Department and given a customized prosthesis for her left eye for better cosmesis.

Her mother brought her to LVPEI Visakhapatnam for rehabilitation services. She had difficulty performing her daily tasks and moving about independently, and was unable to work on the computer. She was studying M Com and was counseled and motivated to continue her education. The Rehabilitation team also helped her to obtain a medical certificate and a railway concession certificate. She was trained in JAWS, the special computer software for visually challenged persons. Ramya was also given orientation and mobility training, such as how to use a cane, and taught protective and search techniques so she could be independent both indoors and outdoors. She was motivated to undergo home management training for independent household work and counseled about other modes of education.

Ramya successfully completed her M.Com and scored 70%. She was depressed about not getting a job. The Rehabilitation Centre provided her information on government positions for visually challenged women at Visakhapatnam. Ramya qualified for the junior assistant's job. She and her family are very thankful to LVPEI for securing her future.

Eye Banking

	Corneas collected			Total
	Motivated	Volunteered	Affiliate centres*	
Ramayamma International Eye Bank, Hyderabad	1023	556	1357	2936
♦ drushti daan Eye Bank, Bhubaneswar	108	28	–	136
♦ Mohsin Eye Bank, Visakhapatnam	74	157	79	310

	Used for training & research	Sent to surgeons outside LVPEI	Sent to other LVPEI campuses
Ramayamma International Eye Bank, Hyderabad	1169	285	147
drushti daan Eye Bank, Bhubaneswar	43	0	0
Mohsin Eye Bank, Visakhapatnam	87	84	31

♦ Community eye banks on our campus

* RIEB affiliate centres at Nidadavolu, Tanuku, Suryapet & Madanapalle and other eye collection centers

RIEB – the “Global Centre of Excellence”

The Ramayamma International Eye Bank (RIEB) of LVPEI was the first eye bank to be established in Asia with international standards. It has continued its journey of excellence in eye banking offering training programs and setting quality standards in eye banks within India and other developing countries.

Recently, it formalized its partnership with SightLife in March 2010, with a five-year Memorandum of Understanding, recognizing RIEB as a “Global Centre of Excellence.” The agreement formalizes a long-term relationship between RIEB and SightLife, one of the world’s leading eye banks, based in Seattle, Washington, USA. The relationship started 12 years earlier when SightLife CEO Mr Monty Montoya and Vice-Chairman Dr Paul Dubord committed to provide RIEB technical consulting. SightLife and RIEB are partnering in several key areas to take RIEB and Indian eye banking to the next level. A global eye bank management system will be beta tested at RIEB. World-class curriculum and training modules to support the Centre’s development of professional eye bank staff have been developed and piloted, and more are under way. Leadership development programs will help develop eye bank leaders both at RIEB and across India.

RIEB gratefully acknowledges the significant contribution made through SightLife by Tim Schottman, Senior VP, Jeremy Shuman, Director, and Michelle Chamberlain, Leadership Development Manager. SightLife’s Global Centre of Excellence designation is in recognition of RIEB’s high-level of performance, training capabilities, and leadership role in expanding access to high quality cornea tissue in India. We are excited to partner with SightLife in the mission to eliminate treatable corneal blindness!



Mr Kevin Ross, Dr Gullapalli N Rao, Mr Tim Schottman, Dr Usha Gopinathan, and Mr Jeremy Shuman

SightLife team visits LVPEI

Mr Tim Schottman, Senior Vice President, SightLife, Seattle, USA; Mr Jeremy Shuman, Director, SightLife global programs, and Mr Kevin Ross, CEO, MidWest Eye Banks (SightLife global partner) visited LVPEI between October 5 and 17, 2009, as part of their global initiative to support the development of eye banks. The programs included study of best eye bank practices at the Ramayamma International Eye Bank, as well as a strategic meeting with the Eye Bank Association of India governing body along with Dr AS Rathore from the Government of India and Dr G V Rao from ORBIS India that allowed a collaborative working session sharing common plans and action steps.



A woman signs an eye donation pledge

Give the Gift of Sight – National Eye Donation Fortnight

The **Ramayamma International Eye Bank at LVPEI, Hyderabad** observed the 24th National Eye Donation fortnight (August 25 – September 8, 2009) with a multi-faceted public awareness drive. Information kiosks were set up at the Institute and at the city's multispecialty hospitals such as Yashoda Hospital, Nizam's Institute of Medical Sciences and CARE. Trained grief counselors distributed pledge forms and pamphlets and slides on eye donation were shown at the city's cinema halls.

On August 26, 2009 the staff of **drushti daan eye bank on LVPEI's Bhubaneswar** campus gave a talk to the students and faculty of Xavier's Institute of Management, Bhubaneswar. Two eye screening camps were conducted in association with the Lions Club and Indian Oil Corporation at Cuttack and Sisupalgarh (August 30 – September 1).

On September 6, 2009 an **inter-school painting competition** was held in which children from 15 schools participated. Though the eye donation theme was challenging, the children expressed their thoughts in wonderfully original ways through their paintings.

On September 7, 2009 a workshop on 'Networking between eye collection centres, eye banks and Government' was organized jointly by drushti daan and the State Ophthalmic Cell, Government of Orissa. Health Secretary Smt Anu Garg was the Chief Guest and Dr P Rajguru was the Guest of Honor. The workshop participants included heads of ophthalmology from medical colleges, District Program Managers of the District Blindness Control Society, senior ophthalmologists from district hospitals, representatives of eye banks across Orissa and NGOs working in the field of eye care.

Mohsin Eye Bank, a community eye bank on the Visakhapatnam campus planned a range of eye donation awareness activities, including quizzes, audiovisual programs, radio talks, rallies and setting up of information kiosks at public places and colleges. The activities were organized by VEBART Trust, with support from the Lions Club and Vasavi Club.



Children enthusiastically express their thoughts and ideas through colour.



Film actor Anubhav with an award winner

We are grateful to our network of affiliates who contributed to the cornea collection

Akbar Eye Hospital, Anantapur (8); Badam Balakrishna Eye Bank, Kakinada (51); Chiranjeevi Eye Bank, Hyderabad (53); District Blindness Control Society, Nalgonda (3); Dhanvantari Eye Donation Center, Tenali (36); District Hospital, Janagaon (29); Govt. General Hospital, Guntur (6); Govt. General Hospital, Anantapur (4); Jananananda Eye bank, Bhimavaram (18); Kamineni Institute of Medical Sciences, Narketpally (14); Lions Club of Bejjanki, Karimnagar (12); Lions Club of Cherial, Cherial (4); Lions Club of Godavarikhani, Godavarikhani (2); Lions club of Karimnagar, Karimnagar (195); Lions Club of Kesamudram, Kesamudram (4); Lions Club of Mahabubabad, Mahabubabad (52); Lions Club of Mancherial, Mancherial (10); Lions Club of Orugallu, Warangal (2); Lions Club of Palakol, Palakol (30); Lions Club of Ramagundam, Ramagundam (4); Lions Club of Suryapet Eye Hospital, Suryapet (52); Lions Club of Thorur, Thorur (16); Lions Club of Vemulavada, Vemulavada (20); Lions Diamond Club Nizamabad, Nizamabad (2); Lions Dundoo Eye Hospital, Secunderabad (2); Lions Eye Hospital, Bodhan (4); Lions

Eye Hospital, Nizamabad (2); M Ramreddy Lions Eye Hospital, Mahabubnagar (2); Modern Eye Hospital, Nellore (151); Mohsin Eye Bank, Visakhapatnam (31); MVR Eye Center, Tanuku (18); Nayan Eye Care, Nandyal (2); Pavani Eye Hospital, Jagityal (6); Pushpagiri Eye Institute, Secunderabad (18); Rajiv Gandhi Superspecialty Hospital, Raichur (4); Regional Eye Hospital, Warangal (66); Regional Eye Hospital, Kurnool (2); Rotary Club of Vuyyur, Vuyyur (10); Sadasaya Eye Foundation, Ramagundam (6); Sadharam Eye Hospital, Hyderabad (24); Shri KVB Reddy IRCS Eye Bank, Kurnool (42); Siloam Eye Hospital, Madanapalle (4); Smt. R.R. Lions Eye Hospital, Nidadavole (154); Sneha Seva Samiti, Proddutur (30); Sreelatha Modern Eye Hospital, Chittoor (2); Sudarsani Eye Hospital, Guntur (26); Surya Swatchanda Seva Samiti, Mahabubabad (4); SVRR Govt. General Hospital, Tirupati (16); Swapna Nursing Home, Guntakal (4); The Khammam Eye Bank, Khammam (58); Vasavi Club of Sircilla, Sircilla (10); Yanam Eye bank, Yanam (32).

Product Development

Mc Carey Kaufman's medium for corneal preservation

The Ramayamma International Eye Bank, LVPEI, Hyderabad, produced 19,251 vials of the Mc Carey Kaufman (MK) medium during the year. We supplied 19,621 vials of the MK medium to 239 national eye banks and 4 international eye banks.

National

Agartala, Agra, Ahmedabad, Aizawl, Aligarh, Ambala, Anand, Angamally, Asansol, Bagalkot, Bengaluru, Bareilly, Baroda, Basirhat, Bathinda, Bhavnagar, Bhimavaram, Bhopal, Bhubaneswar, Chandigarh, Chennai, Chitrakoot, Coimbatore, D.Dinazpur, Dahod, Dehradun, Dibrugarh, Durgapur, Erode, Gannavaram, Gobrapota, Gorakhpur, Gulbarga, Guntur, Gurgaon, Guwahati, Haldia, Hissar, Hospet, Hubli, Hyderabad, Indore, Itanagar, Jaipur, Jalandhar, Jalgaon, Jalna, Jamshedpur, Jhagadia, Jodhpur, Jorhat, Kakinada, Kanpur, Karad, Karnal, Katwa, Kolar, Kolhapur, Kolkata, Kottayam, Kozhikode, Kurnool, Lucknow, Ludhiana, Madanapalle, Madurai, Manipal, Meerut, Miraj, Mirzapur, Moradabad, Mumbai, Mysore, Nagercoil, Nagpur, Nalgonda, Narayangaon, Narketpally, Nashik, Navasari, Neemuch, Nellore, New Delhi, Nidadavole, Noida, Palakkad, Palakol, Pammal, Panaji, Panvel, Patiala, Patna, Perintalmana, Pondicherry, Port Blair, Proddatur, Pune, Raichur, Raiganj, Raipur, Rajkot, Ranchi, Rattanpura, Repalle, Rohtak, Salem, Sangli, Serampore, Sevagram, Shapur, Shimoga, Siliguri, Sirohi, Sirsa, Sohana, Solapur, Sriganganagar, Surat, Suryapet, Tanuku, Tenali, Thuba, Tirunelveli, Tirupati, Tiruchirapalli, Thiruvananthapuram, Udaipur, Ujjain, Vadodara, Varanasi, Vellore, Veraval, Vijayawada, Visakhapatnam, Vizianagaram, Vuyyur, Warangal, Yanam

International

Dhaka, Bangladesh; Nairobi, Kenya; Rupandehi, Nepal; Ulan Bator, Mongolia





Our effort is to heal, to alleviate pain and suffering from vision loss and eye disease and to positively impact people's lives. The impact of our work is best expressed in our patients' own words.

Patientspeak

People from all corners of the country and the world come to LVPEI seeking eye care. This year, we had the privilege of seeing 665,317 outpatients and performing 69,112 surgeries across the network.



A new look at life with KPro

L V Prasad Eye Institute has been using donor limbal stem cells and ocular surface reconstruction to treat patients with complex corneal problems for over a decade. However, some patients with very severe ocular conditions may not achieve long-term benefits with these techniques.

A revolutionary procedure at LVPEI now offers such patients a chance at recovery of vision and better eye health. The Institute, in association with a group of scientists and clinicians from Harvard University's Massachusetts Eye and Ear Infirmary, offers the Boston Keratoprosthesis – a telescopic device implanted in eyes that do not benefit from conventional corneal grafting. The artificial corneal implant (keratoprosthesis) plays the role of a cornea, using biocompatible material that is comfortable and less vulnerable to infection, while avoiding the attendant problems posed by a donor tissue, such as lifelong need for immunosuppressants and risk of rejection.

The Boston Keratoprosthesis (Kpro) is the most commonly used artificial cornea in the United States and other parts of the developed world. Surgeons from LVPEI's three centres – Hyderabad, Bhubaneswar and Visakhapatnam – worked closely with Prof James Chodosh of Harvard University to perfect the surgical technique.

Here are some people whose lives changed significantly after undergoing the Boston KPro surgery.



September 6, 2003: a day that will haunt 19-year-old Ankeet all his life. The fervour of Ganesh Chaturthi (a popular Indian festival) was in full swing across the city of Mumbai. Persistent rain had left the firecrackers damp and they were slow to ignite. As Ankeet bent over to check a lit firecracker, it exploded in his face. His jaw and nasal bones were ripped apart, his cheek left hanging and both his eyes were damaged. He was in hospital for many long weeks surviving on liquids while doctors treated his facial injuries.

When his condition stabilized in November 2003 he came to LVPEI seeking treatment – he could barely see some light.

Doctors began by painstakingly removing gunpowder from his eyes. He underwent four corneal transplants, including a limbal stem cell transplant, which did improve his vision. He was excited that he could now read newspapers and cell phone messages.

However, the transplants did not offer a permanent solution. The Boston Keratoprosthesis promised new hope for Ankeet and his parents. The surgery took place on July 27, 2009. For him the surgery was nothing short of a miracle!

“Earlier I could read only 2 lines (of the vision chart). Now I can read even the last 2 lines,” exulted a delighted Ankeet. His mother's eyes brimmed with grateful tears, “The doctor is like a god to us,” she said.



Tauseef had been living with allergy and severe itching in his eye since his childhood in a small town in Uttar Pradesh, India. A permanent eye infection (Stevens Johnson Syndrome) had deprived him of the joys of life that children of his age are entitled to. Playing cricket was one of them. “I couldn't see the ball while fielding,” he recalled. Limbal stem cell transplants in 2003 and 2005 at LVPEI did not help much.

The Boston Keratoprosthesis done in 2009 improved his eyesight considerably. He could see distant objects clearly. “I could read only one line on the vision chart, now I can read the whole chart,” he said.

A vicious acid attack on the cheerful and bubbly Arpita Sikdar had condemned her to a life of darkness. Although the acid did not cause any serious injury to her face, she lost her eyesight. She lived with extremely poor vision for 18 months, unable to pursue her studies.



corneal grafting and limbal stem cell transplant improved her vision but only temporarily. But the Boston Keratoprosthesis changed her life dramatically. Her joy knew no bounds when she regained her vision substantially after surgery. And Arpita’s parents are thrilled to see a smile on the face of their beloved daughter.

Arpita and her parents made several visits to LVPEI from the state of West Bengal. The conventional

All the three youngsters were operated upon free of cost. They have become close friends and remain in touch with each other, despite thousands of miles between them.

“LVP has given me rebirth”

It was late at night on September 12, 2008 when Kaushalendra Kumar Awasthi, a senior non-commissioned officer in the Indian Air Force, reached the Jhansi bus station to catch a bus to Banda (in the state of Uttar Pradesh, India). Suddenly, he was attacked by two men, who threw acid on his face and robbed him of his belongings and money. Most of his face was burnt and his vision lost in the horrific incident.



Mr Awasthi was treated for several months at various Military Hospitals and underwent operations in both eyes. He regained very little vision for a brief period before relapsing into a total blackout. He sought treatment at a leading hospital in Chennai, when he was advised to go to LVPEI.

Arriving on New Year Day in 2009, Mr Awasthi met Dr Virender S Sangwan, Head, Cornea and Anterior Segment, Ocular Immunology & Uveitis Services, who assured him that he would surely see again. Loss of eyesight was the second major blow in Mr Awasthi’s life after the tragic death of his wife in 2005. The words of reassurance meant a great deal to him at a time when he had lost the will to live. Despite family support, bringing up two young children as a single parent was a challenge. His visual disability added to his woes, leaving him with a sense of helplessness.

After the Boston Keratoprosthesis implant, the vision in Mr Awasthi’s left eye improved from zero to 6/18. He hopes a similar surgery will restore vision in the right eye in the future.

In a choked voice, Mr Awasthi narrates how, at one stage, the Army doctors considered sending him to a school for the blind to learn Braille. “LVP has given me rebirth! Everyone says that God is the supreme power, but to me my doctor is no less than God. My life has meaning again!”



From right: Dr Anthony Aldave and Prof Giancarlo Falcinelli, leaders in osteo-odonto keratoprosthesis (OOKP), with Mr Awasthi, Ankeet Tauseef, Dr Virender Sangwan and Dr Gullapalli N Rao during a workshop and press meet held in January at LVPEI (More on page 14)



‘Best of luck for my surgery’

One Monday morning, my colleague called in sick. He requested me to take care of his surgeries on that day. One of these patients was 8-year-old Nivedita. I knew right away that she was special. There she was – barely 3 feet tall, sitting straight, in the preoperative area, with her childish high-pitched voice. She was not scared like the other children and had already made friends with the nurses who were smiling behind their masks!

She happily skipped into the Operating Room alongside the technician, and was most cooperative for surgery. Yes, she needed surgery. Born with a genetic defect, Nivedita had developmental cataracts in both her eyes, which had severely decreased her vision. She wanted me to perform the surgery quickly so that she could see well again and go back to school! She loved school, she said.



On the table, just before the anesthesia, she called out loudly, “Doctor!” startling all of us! I replied with trepidation, “What is the matter?” “No...I just wanted to wish you best of luck for my surgery!”

That started my friendship with little Nivedita. She came for several routine post-operative check-ups, always skipping into the room, and recounting all her achievements since the last visit! Later, she underwent surgery in the left eye. Now she can see well, goes to a regular school and is one of the top students in her class. Her only problem is when her friends tease her because she is the shortest in her class. She wants to become tall like me, she says! She calls me for every festival, or to update me on her eyes, or sometimes just to wish me good night! Now she has coached her 4-year-old sister to talk to me on the phone!

Recently, when she came to the Institute for a check-up, she asked me, “Doctor aunty, can you give me the certificate? You know, the one that says handin-cap (handicap)? I would like to have it.”

“No, Nivedita”, I replied with pride, “your vision is excellent so you don’t qualify for it!” “Oh...” she said with some disappointment. “If I was eligible, my father would get a discount on all my school fees, I would have liked that. Anyway, when I grow up I will earn a lot of money for him.”

Somasheila Murthy
Consultant, Cornea and Anterior Segment Services

Community Eye Health & Outreach

International Centre for Advancement of Rural Eye care (ICARE)

The year saw us begin to reap the benefit of our early engagement in community level screening for diabetic eye disease in Prakasam district, with quantitative and qualitative reports indicating that we are making a difference to the level of awareness and early detection. This is just one of the ways in which our community programs are making an impact across Andhra Pradesh and elsewhere, where we continue to work on our own and closely with other organizations in strengthening or creating infrastructure, screening in schools and in the community, and bringing more and more people into the fold of the LVPEI network of eye care.



News & Events

Sight for Kids milestone

LVPEI's collaborative project along with Lions Club International Foundation and Johnson & Johnson completed the screening of 10 million schoolchildren across 20 countries! The Sight for Kids (SFK) Greater Hyderabad team celebrated this milestone in its efforts to eliminate avoidable blindness among children. At a felicitation program in Hyderabad on September 11, 2009, Ln Manohar Raju and Ln B R Rao appreciated LVPEI's 5-year involvement in the Sight for Kids program, especially its tertiary level eye care services.



A young beneficiary of the Sight for Kids program shares his experiences

World Diabetes Day at LVPEI

ICARE – LVPEI commemorated World Diabetes Day on November 14, 2009 at Ongole as part of its ongoing World Diabetes Foundation (WDF) program in Prakasam district of Andhra Pradesh. A workshop for people with diabetes was conducted to emphasize the importance of lifestyle changes, with a yoga demonstration and a food exhibition arranged according to traffic signal colours. Items on the red table were prohibited for people with diabetes, those on the orange table were to be eaten judiciously and those on the green table were safe. About 85 diabetic patients from 6 villages attended the workshop and formed a self-support group.



Ms Sunitha Sapur, nutritionist, looks on as a man with diabetes talks about the disease

Two telephone companies, Airtel and Reliance Communication teamed up with the Institute to send an SMS to clients about free eye check-up for people with diabetes at the Hyderabad campus on November 15, 2009. Scores of people came for screening – most of them were unaware till then that unchecked diabetes could lead to vision impairment.

6 New Vision Centres in Prakasam district

This year six new Vision Centres were established and dedicated in Prakasam district, Andhra Pradesh, between August 22 and September 5, 2009. Fully equipped with the requisite infrastructure and trained Vision Technicians, the new Vision Centres (VC) bring the total to 63. Of these 30 VCs in Prakasam district of Andhra Pradesh are supported by the Lavelle Fund for the Blind, Inc., New York.



Senior citizens await their turn for an eye examination on the inaugural day of the Santanutalapdu Vision Centre

A detailed report of ICARE's activities during the year is available as a separate publication.

For a copy please write to info.hyd@lvpei.org

Network of Vision Centres and Service Centres

During the year, our Village Vision Complex provided eye care services to a total of **973,894** people at the community, primary and secondary care levels.

Of these 535,431 people in 473 villages were covered through door to door community programs, which included surveys and screenings as well as people reached through our several special projects, focusing on children, people with diabetes, etc.

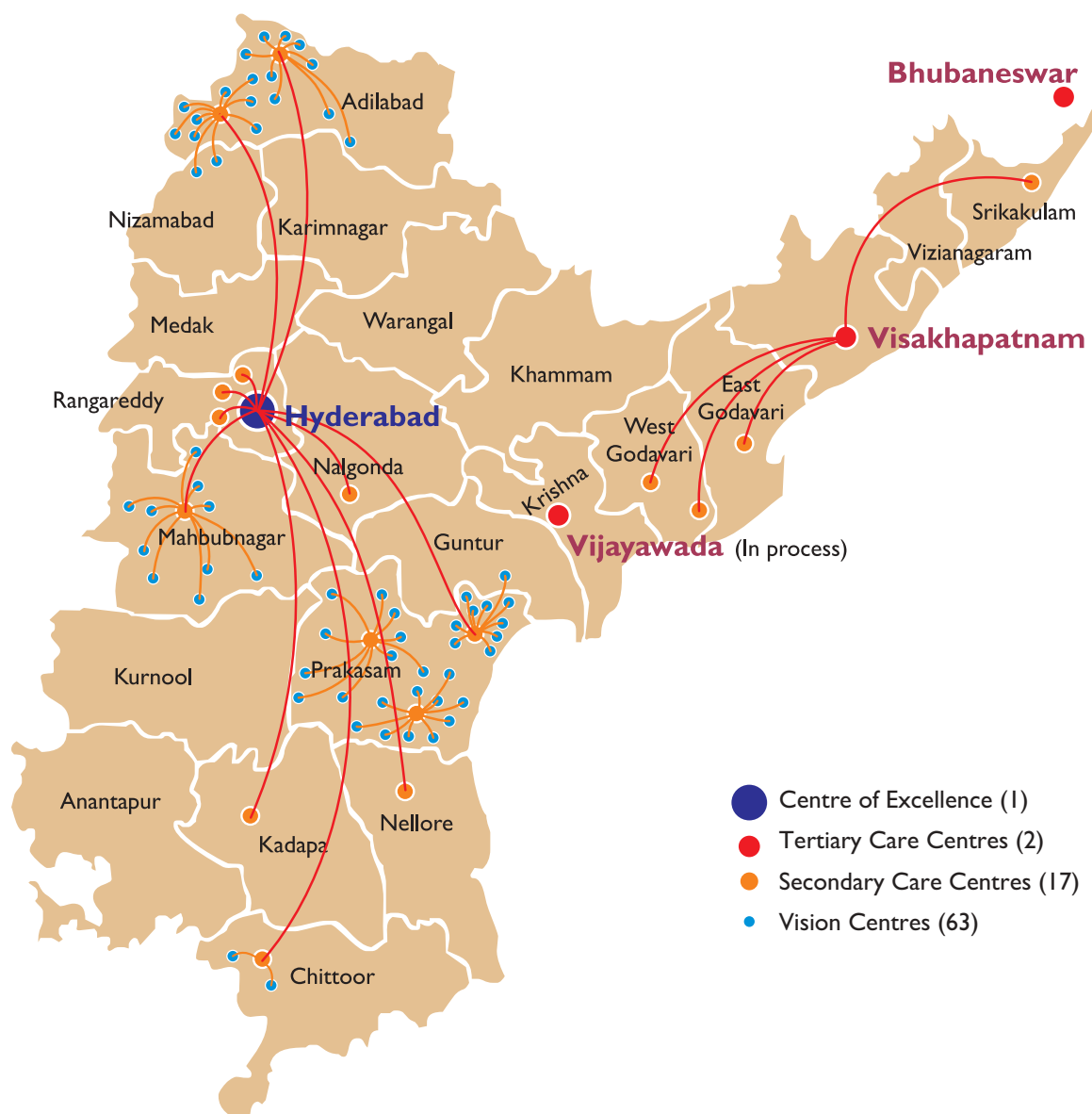
In the 695 schools covered during the year, 105,171 children were screened for eye disorders. In addition, children below 5 years of age were covered through 198 Anganwadi (crèche) programs, wherein 6116 children were screened for eye diseases.

The institute's network of 63 primary care Vision Centres across Andhra Pradesh state saw 101,979 outpatient visits, where visual impairment due to refractive errors is tackled by prescription of glasses, while persons with more complex conditions are referred for secondary care at the Service Centres.

All the above services (community, primary and school screenings) are provided entirely free of cost to the beneficiaries, i.e., **748,697** people have received quality eye care which they would otherwise have no access to entirely free of cost in one year.

Additionally, at the secondary care level, our 17 Service Centres saw 225,197 outpatient visits and performed 28,603 surgeries. Of these 43% were examined and 69% surgeries performed entirely free of cost.

Thus overall 844,485 people received free eye care through our Village Vision complex over the past year!



Anniversaries

- ✦ 7th anniversary of **Venkat Lakshmi Eye Centre, Karamchedu** (3rd satellite centre) celebrated on June 7, 2009
- ✦ 4th anniversary of **Seshanna Chennawar Eye Centre, Adilabad** (5th satellite centre) celebrated on June 9, 2009
- ✦ The 2nd anniversary of **Swarna Bharat Eye Centre, Venkatachalam**, Nellore (6th satellite centre) was celebrated on June 25, 2009.
- ✦ Sri **Kuchukalla Ramachandra Reddy Eye Centre** (2nd satellite centre) celebrated its 11th anniversary on October 24, 2009.
- ✦ **ICARE** celebrated its 11th anniversary on December 17, 2009.
- ✦ **Bhosle Gopal Rao Patel Eye Centre, Mudhole**, LVPEI's first satellite centre celebrated its 13th anniversary on December 20, 2009.

The **Sudhakar & Sreekanth Ravi Eye Centre** at Markapuram (Andhra Pradesh), the 7th secondary care Service Centre of LVPEI, celebrated its 2nd anniversary on January 3, 2010. Established with the support of Sudhakar & Sreekanth Ravi (USA) in 2008, it is part of the Prakasam District Eye Health Initiative of LVPEI.

Since its inception, the centre has seen 23,415 outpatients (51% examined free of cost) and performed 2154 surgeries – 70% of them totally free. Its 10 satellite primary care VCs offer eye care to the neighbouring villages free of cost. In two years the 10 Vision Centres have screened 23,749 patients, while 55,362 more have been screened in community care programs. Additionally, 5590 schoolchildren have been screened. Thus, over 102,500 persons around Markapuram have received eye care till date.

- ✦ **Sudhakar & Sreekanth Ravi Eye Centre**, Kandukur, Prakasam district, LVPEI's 8th satellite centre, celebrated its first anniversary on February 1, 2010.
- ✦ The 3rd anniversary of **Siloam Eye Centre**, Madanapally, Chittoor district, was celebrated on March 11, 2010.



The eye care team at Sudhakar & Sreekanth Ravi Eye Centre

Workshops & Training Programs

Public Private Partnership

ICARE, in collaboration with Sightsavers and the Andhra Pradesh District Blindness Control Society (DBCS), conducted the **District Program Managers Training on Cataract Management Protocol** (April 27-28, 2009). The program's main objective was to update District Program Managers (DPM) about current best practices for cataract management and formulate a common minimum clinical protocol. A total of 23 DPMs, Andhra Pradesh National Programme for Control of Blindness Joint Director, Director – AP Right to Sight Society and Sightsavers' representatives participated in the program.



Dr Rohit Khanna, Assistant Director & Head, ICARE, addresses the district program managers

ICARE partners meet

The 9th **Satellite-Partners meeting** was held on December 24, 2009. Partners discussed the hospitals' current situation, explored the range of opportunities available, planned strategies to optimize these opportunities, and developed a framework for a joint proposal. A core group was formed with assigned roles and responsibilities to leverage opportunities to take them to the next level.

Accompaniment Program: Collaborating Centres

India Partners: Tertiary Centres

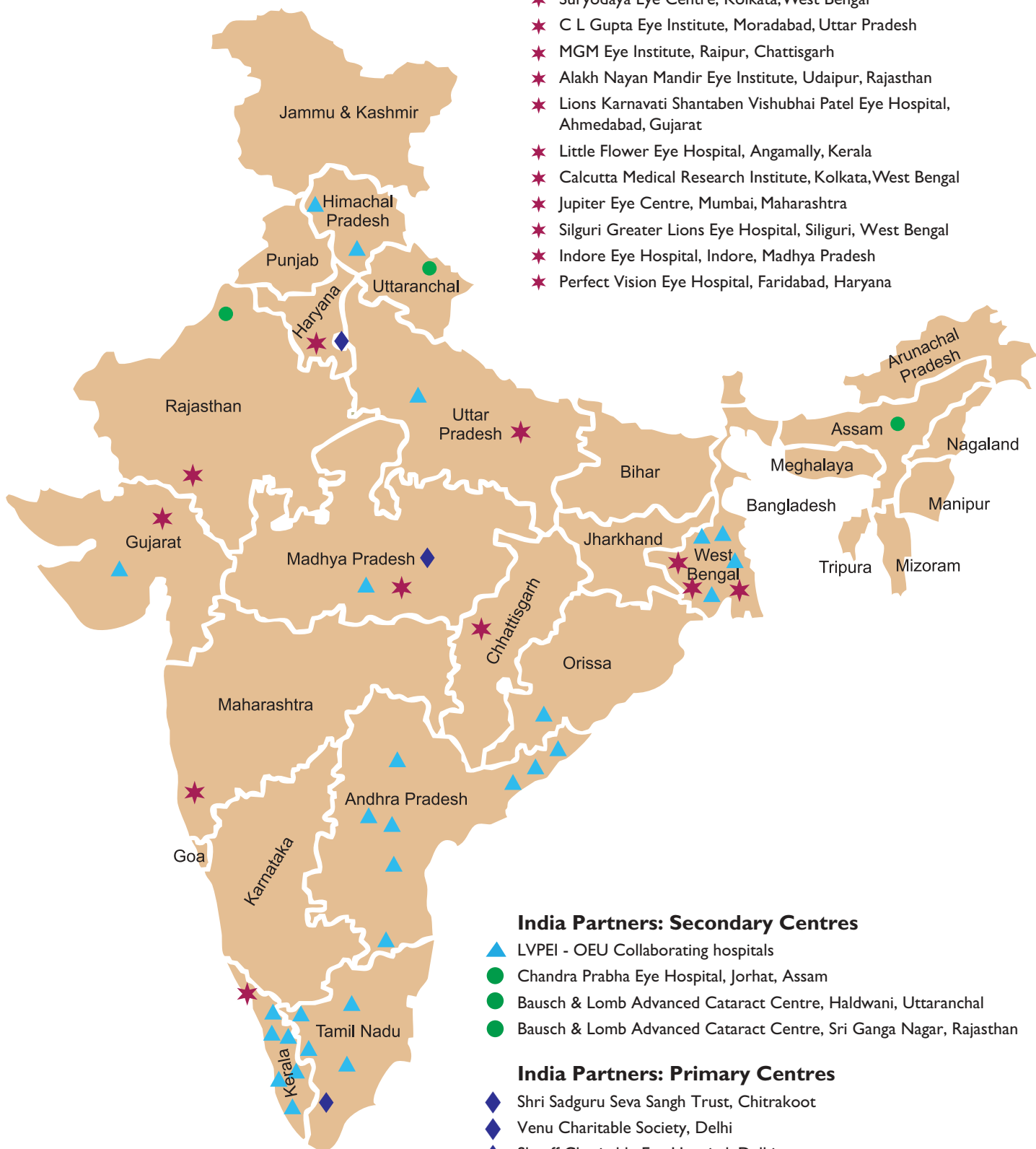
- ★ Suryodaya Eye Centre, Kolkata, West Bengal
- ★ C L Gupta Eye Institute, Moradabad, Uttar Pradesh
- ★ MGM Eye Institute, Raipur, Chattisgarh
- ★ Alakh Nayan Mandir Eye Institute, Udaipur, Rajasthan
- ★ Lions Karnavati Shantaben Vishubhai Patel Eye Hospital, Ahmedabad, Gujarat
- ★ Little Flower Eye Hospital, Angamally, Kerala
- ★ Calcutta Medical Research Institute, Kolkata, West Bengal
- ★ Jupiter Eye Centre, Mumbai, Maharashtra
- ★ Silguri Greater Lions Eye Hospital, Siliguri, West Bengal
- ★ Indore Eye Hospital, Indore, Madhya Pradesh
- ★ Perfect Vision Eye Hospital, Faridabad, Haryana

India Partners: Secondary Centres

- ▲ LVPEI - OEU Collaborating hospitals
- Chandra Prabha Eye Hospital, Jorhat, Assam
- Bausch & Lomb Advanced Cataract Centre, Haldwani, Uttaranchal
- Bausch & Lomb Advanced Cataract Centre, Sri Ganga Nagar, Rajasthan

India Partners: Primary Centres

- ◆ Shri Sadguru Seva Sangh Trust, Chitrakoot
- ◆ Venu Charitable Society, Delhi
- ◆ Shroff Charitable Eye Hospital, Delhi
- ◆ Aravind Eye Hospital, Madurai



National

a. Operation Eyesight Universal

LVPEI is assisting all the Eyesight Universal (OEU) partner hospitals in India in training and mentoring to represent the interests of their stakeholders more effectively and ensure greater impact in their areas of work. Regular developmental visits to all partner centres along with the OE team are undertaken by clinical and non-clinical teams. This year, the following partner's centres were visited:

- ◆ Siliguri Greater Lions Eye Hospital, Siliguri, West Bengal
- ◆ Indore Eye Hospital, Indore, Madhya Pradesh
- ◆ Thakur Sitaram Seva Kendra, Malda, West Bengal
- ◆ Assumption Eye Unit, Kanhirapuzha, Kerala
- ◆ Webster Memorial Eye Hospital, Gudalur, Tamil Nadu
- ◆ Garnett Memorial Eye Hospital, Mettupalyam, Tamil Nadu
- ◆ Thakur OEU Lions Eye Hospital, Garividi village, Sreeramnagar, Andhra Pradesh

b. Centre for Community Ophthalmology capacity building program

LVPEI is partnering with Seva Foundation, USA to provide eye care to the blind and visually impaired in underserved areas across the states of India. LVPEI (along with 8 other institutes globally) is part of the Centre for Community Ophthalmology (CCO) network, which is Seva's Clinton Global Initiative *So One Million Eyes See Again*, wherein 100 hospitals will perform an additional 1 million surgeries every year by 2015.

The CCO network will assist 100 hospitals to scale up their capacity to perform safe and affordable cataract surgeries and provide comprehensive eye care services to rural communities around the world. Existing facilities will be expanded and transformed into efficient self-sustaining centres, while new ones will be developed to deliver quality eye care to communities. This will be accomplished through training of all levels of staff and the development of community eye care programs.

An initial grant was released to LVPEI for needs assessment and capacity building of 13 hospitals; needs assessment visits were made to 6 hospitals in 5 states.



c. C L Gupta Eye Institute, Moradabad

This partner hospital, inaugurated on September 21, 2009 is a model of LVPEI's tertiary care centres, and provides comprehensive eye care to all irrespective of their socio-economic status in western Uttar Pradesh. Till March 31, 2010 the centre had seen almost 10,000 outpatients and performed almost 1000 surgeries in all subspecialties of eye care.



d. Rotary Mahanagar Netralaya, Kolkata

An MoU has been signed and a monitoring visit was made to the Rotary Mahanagar Netralaya in Kolkata, West Bengal.

e. Alakh Nayan Mandir Eye Institute, Udaipur

Construction work is in progress; the hospital is expected to be open its doors by the first quarter of 2011.

f. Seeing is Believing

As part of Standard Chartered Bank's 'Seeing is Believing' project to set up 40 Vision Centres across 6 states over a period of 3 years, monitoring visits were made to evaluate the Vision Centres established by Shri Sadguru Seva Trust in Chitrakoot (Madhya Pradesh state), LAICO-Aravind Eye Care System in Theni and Madurai (Tamil Nadu), Venu Charitable Society (New Delhi) and Shroff Charitable Eye Hospital, New Delhi.

g. Situational analysis were carried out in the following regions:

- Development of a comprehensive eye care facility at Bellary, Karnataka
 - Development of a comprehensive eye care facility at Nalgonda district, Andhra Pradesh
- Needs assessment visits were done and discussions are in progress for capacity building of 6 hospitals in various states of the country.

International

- In continuation with the initiative by the International Agency for Prevention of Blindness and the Lavelle Fund for the Blind, Inc., New York, USA to assist capacity building institutions and strengthen their ability to provide training and consultation, two needs assessment visits were made by Dr Prashant Garg to the **University of Nairobi, Kenya**. It is proposed to develop the University into a Centre of Excellence.
- LVPEI has signed an MoU with the **Islamia Eye Hospital in Dhaka, Bangladesh**, wherein consultants and senior administrators from LVPEI are working with the teams in Dhaka to develop Islamia Hospital into a Centre of Excellence and an apex centre in eye care. The MoU covers a three-year period, from 2009 – 2012 and is facilitated by a capacity building grant made by the Agency for the Prevention of Blindness (IAPB) and the Lavelle Fund for the Blind, Inc. New York, USA. Founded in 1960 by renowned philanthropist Mr M S Ispahani, Islamia is Bangladesh's biggest eye hospital, serving 300,000 outpatients and performing 25,000 surgical procedures annually. A few years ago, LVPEI helped develop the hospital's cornea specialty services and cornea fellowship training program.
- Technical support is being provided to **Tilganga Hospital in Nepal** to conduct the Rapid Assessment of Refractive Errors project.

Operations Research

Name of the Project	Project Investigators	Supported by	Duration
Developing Comprehensive Models			
Village vision complex: A Comprehensive Eye Health program in Prakasam district	ICARE – LVPEI team	Ravi Brothers, USA	August 2005 to July 2010
Capacity building program to address diabetes and diabetic retinopathy in Prakasam district	Dr Ajit Babu Majji ¹ Ms S Sheeladevi	World Diabetes Foundation, Denmark	September 2008 to August 2013
Diabetes prevention program through Child to Family Communication for change in lifestyle and health promotion in Prakasam district	Ms S Sheeladevi	World Diabetes Foundation, Denmark	August 2006 to March 2011
Eliminating Childhood Blindness			
Nimmagadda Prasad – LVPEI Children's Eye Health Initiative	Ms S Sheeladevi Mr S Bhattacharya Ms Korani Jyothi	Nimmagadda Foundation, India	July 2007 to June 2020
Pediatric Ophthalmology Learning and Training Centre (POLTC)	Dr Giridhar Pyda	ORBIS International, USA	October 2006 to March 2010
Sight for Kids	Mr Jachin D Williams	Lions Club International Foundation, USA	November 2005 to March 2011
Universal Spectacles (U-Specs)	Mr Jachin D Williams Dr Rohit Khanna	Philips Electronics, India	June 2009 to December 2009
Empowering Rural Communities			
Community Linkage for Integration of Primary Health (CLIP)	Dr Syed Imtiaz Ahmed Mr S Bhattacharya Ms Jayanthi Sagar	L V Prasad Eye Institute, India	February 2009 to February 2010
Mapping Rural Eye Care Needs			
Rapid Assessment of Refractive Errors	Mr M Srinivas Dr Jill E Keeffe ² Dr Gullapalli N Rao	L V Prasad Eye Institute, India Vision CRC, Australia	2009 to 2010
Follow up of Andhra Pradesh Eye Disease Study in Andhra Pradesh: A Feasibility Study of the Revisit of the Respondents of the Baseline Study	Dr Rohit Khanna Dr Giridhar Pyda	International Centre for Eye Health, London	June 2009 to March 2010

¹Consultant, L V Prasad Eye Institute ♦ ²Head, Population Health Unit, Centre for Eye Research Australia, The University of Melbourne



Shivudu undergoes an eye examination

Alert vision technician 'sights' glaucoma

Venkataramana, the Ichoda Vision Centre technician, regularly insists on a slit lamp examination for all patients. Three years ago, his insistence proved to be a blessing for a casual visitor Shivudu, who had come to the Vision Centre merely to buy a pair of dark glasses. Venkataramana insisted then that Shivudu have an eye examination first. Fortunately for Shivudu, an alert Venkataramana detected high eye pressure during the eye examination – he appeared to have glaucoma in both his eyes, an irreversible eye disease.

Venkataramana referred Shivudu to LVPEI's secondary care Bhosle Gopal Rao Patel Service Centre in Adilabad, where Shivudu was advised to immediately undergo laser treatment. Shivudu underwent YAG laser at LVPEI's Seshanna Chennawar Eye Care Centre in Mudhol. Since then, a grateful Shivudu has been a responsible patient, following up on repeat consultations for controlling his glaucoma.

Today, Shivudu continues to sell confectionery to kirana shops in Ichoda for a living. However, now he does so with a mission. He talks to his clientele, who are in the age group of 25 to 45, about the benefits of undergoing a complete eye examination. Thus many many families are being touched by the word-of-mouth publicity for eye care!

For Shivudu it was serendipitous that Venkataramana insisted on a slit lamp examination. The dedication and commitment of vision technicians like Venkataramana enable the Institute to realize its vision to provide eye care to those living in remote areas of Andhra Pradesh.

Venkataramana has since been promoted as a Vision Centre coordinator.



Shivudu with his 'sight saver' Venkataramana

Education

This was a year of beginnings for our Education Centre: among others, the first batch of graduates from the Master's in Community Eye Health, and a visiting professors program where distinguished academics are invited to come spend time and share their experience with us. The Global Leaders Lecture Series drew in stalwarts from vision research and practice from around the world, while our impact through training was felt in places as far apart as Osogbo, Nigeria and Massachusetts, USA.



The outgoing Bachelor of Science in Optometry students with faculty and guests

A new cadre of community eye health leaders

The Graduation Day of the first batch of **Master of Community Eye Health (MCEH)** and sixth batch of Bachelor of Science in Optometry was held on February 10, 2010. Eleven candidates completed the MCEH – a one-year postgraduate coursework program in Community Eye Health offered by LVPEI, in collaboration with the University of New South Wales (UNSW), Sydney, Australia. Dr Srinivas Reddy from the Andhra Pradesh Right to Sight Society (APRTSS) topped the class.

The graduates, mostly from the government health sector, included ophthalmic assistants, program managers, and ophthalmologists, who will apply their learning to help the communities they work with, thus taking forward the global prevention of blindness program. The second batch of MCEH started on February 19, 2010. Seven students have enrolled, including a candidate from Nepal.

The same day, 17 students of the 4-year **Bachelor of Science (BS) in Optometry** program were awarded the degree certificates. This is an off-campus program of the Birla Institute of Technology & Science (BITS), Pilani, conducted by the Bausch and Lomb School of Optometry. This was the sixth batch of students – 2 were placed in distinction, 12 in the first division and 3 in the second division. Ms Khuseeya Sharif was selected the Best Student.

The guest speakers on the occasion included Prof Fiona Stapleton, Head of School of Optometry and Vision Sciences, UNSW, Australia; Prof Mala Rao, Director, Indian Institute of Public Health, Hyderabad; and Dr P V Ramesh of APRTSS. Four students, 2 each from the MCEH and BS Optometry programs also shared their experiences.



Prof Fiona Stapleton presents the degree to Dr Srinivasa Reddy



Ms Khuseeya Sharif receives her degree from Prof Mala Rao



The Masters of Community Eye Health graduates

Diploma in Eye Health Management

The convocation for the first Diploma in Eye Health Management (DEHM) program (2008 batch) was held on July 18, 2009. Nine students, hailing from all parts of the state, received their certificates. This marked the completion of the first year of the revamped program, which underwent substantial changes following review and feedback from both participants and the service departments of LVPEI. The DEHM program aims to inculcate administrative and managerial skills specific to LVPEI while also contributing to the overall human resources need in eye care.

At the convocation the course conveners, faculty and students shared their experiences and their expectations of the years ahead in a challenging work environment. The students will be posted at LVPEI secondary centres in various administrative positions. The 2nd batch of 8 DEHM students started training from August 3, 2009.

Outgoing Diploma in Eye Health Management students with the ICARE-LVPEI faculty and senior management



Diploma in Community Eye Health



The ninth Diploma in Community Eye Health (DCEH) program concluded on June 24, 2009. Eight students were declared successful, including one from Nepal. The 10th batch of the program started from November 30, 2009. Of the 12 students enrolled 2 are from Nepal.

Program Management and Evaluation Certificate Course

The first Certificate Course in Program Management and Evaluation was conducted from December 7-19, 2009, at ICARE, Kismatpur campus. This was the first time that a shorter version of the 6-week course was conducted. Of the six candidates, three were sponsored by Operation Eyesight Universal, and one each by Venu Eye Institute (New Delhi), Emmanuel Hospitals Association (New Delhi) and Bawri Nethralaya (Shillong).





Lauren and Sophia at LVPEI

MIT – India Program

The MIT (Massachusetts Institute of Technology, Cambridge, MA, USA) International Science and Technology Initiatives, known as MISTI, connects MIT students and faculty with research and innovation around the world. This international program is a pioneer in applied international studies. Working closely with a network of premier corporations, universities and research institutes, MISTI matches over 400 MIT students with internships and research abroad each year.

The MIT–India Program facilitates dynamic connections between the thinkers and idea-makers of the MIT community and their counterparts in India. Drawing from an extraordinary network of renowned research institutes, universities, and corporations, the program aims to be as vital and multifaceted as the country it represents. Every year top MIT undergraduates and graduates come for a summer internship at outstanding Indian firms/academic institutions. The students work on a specific project of choice; the host institution also allots them a preceptor/mentor based on their project area.

Beginning 2009, L V Prasad Eye Institute is one of the hosts for the MIT–India Program. The first two students came for an internship from June 8 – August 14, 2009. Lauren Shields and Sophia Mian worked on their summer project “Transportation of Limbal Stem Cells Cultivated on Amniotic Membrane”; Dr V S Sangwan was the technical in-charge of the program.

Lauren and Sophia spent time in clinics with various consultants and visited a secondary eye care center. They also did a small project to understand the distances from which non-paying patients come to seek eye care. Taking in a slice of Indian culture, they learnt Bharatnatyam from Dr Geeta Vemuganti’s daughter Ashrita.

New batch of residents

The second batch of residents for the 3-year (MBBS qualified) and 2-year (DO qualified) postgraduation in ophthalmology program began their training in February 2010. The initiative allows the Institute to participate in the training of high quality ophthalmic residents. The students will receive their degree from the Diplomate of the National Board.

Optometry Public Forum

A Public Forum on Optometry was organised on February 13, 2010 to create awareness about optometry as a career for young boys and girls. The forum focused on the urgent need for qualified optometrists in India – there are only 20,000 against the need for 100,000 for the over 1 billion population. Presentations by vision scientists, industry professionals and academic optometrists showcased optometry as a rewarding option for individuals with interests in patient care, clinical and basic-science research, education and administration. All the speakers were optometrists by training. Prof B R Murthy, BITS coordinator, spoke of BITS’ role in the course. Many parents and high school students attended the program to learn about this promising career path.



Prof B R Murthy, BITS Coordinator



*Dr Gullapalli N Rao
Chair, LVPEI Network*



*Dr Prashant Garg
Director, Education Centre*



*Ms Nisha Singh
BLSO alumnus*

A New Program: Ophthalmic Pathology Fellowship

A 6-month “Ophthalmic Pathology Fellowship Program” has been launched at the Institute (Preceptor: Dr Geeta K Vemuganti) under the aegis of the Indian College of Pathologists. Training will encompass all aspects of diagnostic work with ample scope for research and teaching. Fellows will be encouraged to develop their own research interests, thus preparing for a career in academic ophthalmic pathology.

Bachelor in Optometry Program

Ten candidates were selected for the 2009 Bachelor of Science in Optometry program. Six students are from Andhra Pradesh, one from Kerala, one from Cameroon and two from Vietnam.

Scholarships 2009 – 2010

Batch 2008: Mr D G S Kelum Tissakumara, Ms Sunaina Mary Alex, Ms Peguda Rajini, Mr Bandela Praveen Kumar and Ms M M M Samanmali Malavita

Batch 2007: Mr Labishetty Vivek, Ms Vaishnavi Raghuram, Mr Mohammed Shafee, Ms Baggam Vijaya Preethi and Mr Jonadula Kartik

Batch 2006: Ms Ritika Kataria, Ms V Sri Latha, Ms S Jaya Sowjanya, Ms Banu R S A and Ms Bodduluri Lakshmi

At the start of each academic year five students of each batch, who excelled the earlier year, receive a scholarship and a certificate. Prof Brien A Holden, PhD, DSc, OAM, University of New South Wales presented the scholarship cheques to the students.

The ‘Salad Bowl’ Seminar

A one-day ‘Salad Bowl’ seminar was organized by the Indian Academy of Sciences and Wellcome Trust-DBT Alliance Centre at LVPEI, Hyderabad on July 15, 2009. Prof D Balasubramanian, President of the Indian Academy of Sciences, and Dr Anuradha Lohia, CEO of Wellcome Trust-DBT Alliance Centre, co-hosted the meeting. The Alliance is a new partnership between the Department of Biotechnology (DBT), Government of India, and the Wellcome Trust (UK). The seminar included five international speakers – Prof Mike Turner (University of Glasgow, Glasgow), Dr George Griffin (St George’s University of London, London), Dr Noel Buckley (King’ College, London), Dr Helen Skaer (Cambridge University, Cambridge, UK) and Dr Mriganka Sur (MIT, Cambridge, USA). The speakers from India were Prof D Chatterji of IISc, Bangalore; Dr J Gowrishankar of CDFD, Hyderabad; Dr Manas Panigrahi of the Nizam’s Institute of Medical Sciences, Hyderabad; Dr Geeta K Vemuganti from LVPEI and Dr Lohia. The seminar was attended by 70 participants including clinicians, researchers, clinical and research fellows from various clinical and basic research centres of the city and state.

Other events

- ◆ Dr Francis Char DeCroos, the **first resident from Duke Eye Center**, Duke University Medical Center, North Carolina, USA, started a 6-week rotation in clinical and research in December 2009.
- ◆ Ms Gauri Kunjeer, Consultant/Educator, International Centre for Eyecare Education (ICEE), Sydney, Australia and BLSO faculty member Mr Shyam Sunder conducted the **ICEE Progressive Lens Workshop** for second year students on May 4 and 5, 2009.
- ◆ On November 14, 2009 the Thakur Hari Prasad Institute of Research and Rehabilitation for the Mentally Handicapped organised a **Health Camp**, where BLSO students conducted eye screening.

Several of LVPEI’s senior faculty have been appointed Visiting Adjunct Professors, Clinical Assistant Professors and Clinical Instructors to the Case Western Reserve University (CWRU), Cleveland, Ohio, USA

Adjunct Professors

Virender S Sangwan
G Chandra Sekhar
Prashant Garg
Anil K Mandal
Santosh G Honavar
Ajit B Majji
Subhadra Jalali

Clinical Assistant Professors

Rajeev Kumar Reddy
Ramesh Kekunnaya
Raja Narayanan
Varsha Rathi

Clinical Instructors

Sirisha Senthil
B L Harsha Rao
R Muralidhar
Pravin V Krishna
Mukesh Taneja



Rajyalakshmi and Ujwala Baheti



Ratnesh Sharma



Neha Bharti

A learning environment with lessons for life

Opening our doors to young medical students just embarking on specialty training has offered a challenge and a huge opportunity to spread our way of “doing things” to a new generation of medicos. The first batch of residents preparing for the Diplomate of the National Board (Ophthalmology) talk about their choice of specialty and centre.

Ujwala Baheti

It's a well-planned course. Although it was started just a year ago, the course is being conducted very smoothly. The surgical exposure here is really good, which does not happen in smaller institutes. The small incision surgery and phaco training is something unique. We have an independent fellow OPD and OR, where we get the opportunity to examine patients and decide the plan of management on our own. If one needs an expert opinion, one can approach the consultant/faculty. This makes you feel confident about taking decisions on your own. You start thinking of the different possible situations you have to deal with. It encourages you to think... you don't really think when the consultant does the diagnosis. The secondary DNB students are given an independent OPD/OR one year after joining, whereas the primary DNB students get it after two years.

Initially, the going was tough. It must be difficult for the consultants to come down to the basic level to teach us, especially for primary DNB students, because they are used to training experienced fellows.

The bonding between the batchmates is good. For one year, it was just the four of us. The other fellows treated us like kids because we were new to the concepts. Sometimes we would hesitate to ask questions to the consultants/faculty but we could approach the fellows easily.

R Rajyalakshmi

I came to know of the program through the Eye-PEP program held by the Institute. The course is a good experience, although I had no idea that the schedule would be so hectic. The theory classes in the morning are very useful. The consultants go out of their way to teach us. We have to submit our thesis six months before the completion of the course, which is reviewed by external evaluators. We have to write it on our own unlike many of my friends elsewhere who just fake something to make a thesis. The monthly meetings with the Program Incharge Dr Honavar are very useful and provide us an opportunity to discuss our problems. This is also something that may not be happening at other places.

The only thing I am concerned about is the six-month posting to a peripheral center, which I feel is too early for a trainee.

Neha Bharti

When we come we have to be prepared to do some real hard work. The working hours are quite rigorous. But one has to make sacrifices to gain something. The consultants are very encouraging and patient with us although we do not have the basic knowledge of ophthalmology. The examination techniques, instruments, slit lamps, lenses and equipment used in the operation theatre are of the best quality. This program is like a walking atlas.

I don't think future batches will get the kind of attention we received as we were the first batch. But this also meant that we had no seniors to fall back upon!

Ratnesh Sharma

I never thought that ophthalmology would be such a tough and elaborate course. Now I feel three years is too short a time to understand the subject well. The surgical skills and training that one gets exposed to here is just incomparable with any other experience. The most important thing is that one learns the right attitude towards patients. We learn to take care of the patients and to respect them. The effort that we make is well worth it. We have an independent fellow OPD and OR, which helps us get hands-on experience.



FRCS examinations

The FRCS examinations were successfully conducted from February 8-11 at the Institute. The visiting team of 10 examiners from the Royal College of Physicians and Surgeons, Glasgow, UK, were fulsome in their praise for the overall arrangements.

Continuing Education Programs

LVPEI, Bhubaneswar

The dry lab on **Epidemiological survey of prevalence of glaucoma in Indian community**, organized by the Indian Association of Community Ophthalmology (INACO) on May 1, 2009 was attended by 46 delegates. The objective was to prepare a protocol for conducting a survey with limited devices on the prevalence of glaucoma among the rural population.

A workshop on **Effectiveness of low vision interventions for schoolchildren** was conducted on May 21, 2009. It was attended by 13 students and 17 parents and helped children and parents learn about low vision devices and environmental modifications.



Ms Reema Helan, low vision consultant, with the students



Dr E Ravindra Mohan

Fifteen visually challenged students and an instructor were trained in the **assistive screen reading software (JAWS)** on August 13, 2009.

Cutting Edge '09 – the annual oculo-plasty, orbit and oncology update was held on August 15, 2009. The structure and content of the scientific meeting was tailored for the general ophthalmologist. Dr E Ravindra Mohan, Global Hospital, Chennai was an invited faculty. The 73 delegates included 24 postgraduates from medical colleges in Orissa. The meeting was telecast live to the Hyderabad and Visakhapatnam campuses and sparked off a lively interaction. Dr Suryasnata Rath was the Organizing Secretary.

The **Uveitis & Ocular Inflammation Update** on July 4, 2009 was attended by 61 delegates, of which 37 were practicing ophthalmologists and 24 postgraduate students. The meeting aimed to answer questions related to the diagnosis and management of uveitis seen in everyday practice. The panel was headed by Prof Amod Gupta, Head, Department of Ophthalmology, Postgraduate Institute of Medical Education and Research, Chandigarh. The meeting was telecast to all three LVPEI campuses and attracted lively interaction.



Prof Amod Gupta (right) with Dr Taraprasad Das, Director, LVPEI, Bhubaneswar

A **Short Course in Ophthalmic Skill Enhancement (SCOPE)** was conducted on November 13, 2009 for 32 postgraduate students from three medical colleges of Orissa. The program was an exciting combination of lectures, skill transfer and hands-on training by masters.

Dr Tapas Ranjan Padhi imparts hands-on training to the students



LVPEI, Visakhapatnam

Eye on the Future – Pediatric Ophthalmology and Strabismus Update, conducted February 20-21, 2010 covered major disorders of the cornea and anterior segment in children, childhood glaucomas, pediatric cataracts and retinal diseases, strabismus and ocular motility. The participants enjoyed a lively interactive session with Prof Joseph L Demer of the Jules Stein Eye Institute, UCLA, USA on 'Diagnostic and surgical approach to strabismus associated with orbital connective tissue disorders' via videoconferencing. The CME was attended by 151 delegates across the 3 LVPEI campuses and included 3 delegates from Indonesia and 1 from Nepal. Dr Virender Sachdeva was the Organizing Secretary.

Guest faculty Dr B Venkateswara Rao



A full house for Eye on the Future



Dr Pradeep Sharma, Head, Department of Strabismus, Rajendra Prasad Centre for Ophthalmic Sciences, AIIMS, New Delhi

The **Cataract & Refractive Surgery** meeting was held from March 20-21, 2010. Dr AK Bansal and Dr Srinivas K Rao were the guest faculty; 80 delegates attended the meeting.

LVPEI, Hyderabad



Learning kitchen management skills



Delegates familiarize themselves with the assistive devices

The 21st **Low vision Awareness Program (LAP)** was attended by 40 delegates from various parts of the country. April 24-26, 2009



Sixty-six delegates attended the 42nd **Indian Contact Lens Education Programme (ICLEP) Basic Course**. ICLEP continues to be one of LVPEI's most popular CMEs. July 3-6, 2009

The **Postgraduate Education Program in Ophthalmology (Eye-PEP 2009)**, which aims to expose fresh medical graduates to the specialty, was attended by 235 residents across all the three LVPEI campuses – Hyderabad, Bhubaneswar and Visakhapatnam. September 23-27, 2009



A total of 40 delegates, including practicing ophthalmologists, optometrists, and a social worker attended the 22nd **Low vision Awareness Program (LAP)**. Several of them plan to launch primary low vision rehabilitation services in their organization. The Rehabilitation Centres team demonstrated new high-tech assistive devices and the participants were excited to see the developments in the field of low vision rehabilitation. November 20-22, 2009

Mr Deepak Bagga demonstrates an electronic low vision device (close circuit television) for reading and writing

A half-day symposium on **The role of mentoring in developing next generation of ophthalmologists in India** was conducted by Dr Larry Hulbert, an independent higher education professional from Sydney, Australia. December 6, 2009

The **Twin Cities Pathologists Meeting** was hosted by LVPEI and was attended by 125 pathologists. The meeting included an Ophthalmic Pathology quiz conducted by Dr Geeta K Vemuganti (right). LVPEI's high quality sections and slides were well appreciated. December 9, 2009



Dr Geeta K Vemuganti addresses the audience

The 43rd **Indian Contact Lens Education Programme (ICLEP)** Basic and Advanced Course was attended by 98 delegates (Basic Course) and 77 delegates (Advanced Course). December 10-14, 2009



Mr K Parthasarathi, optometrist, takes a hands-on session for the delegates



Guest faculty Dr A K Bansal, Eyemax Eye Foundation at the Cornea meeting

Cornea Challenges – Old and New, a one-day seminar, was attended by 170 participants. Dr M Srinivasan, Director, Aravind Eye Hospital, Madurai, delivered a guest lecture on ‘Corticosteroid use in bacterial keratitis’. December 19-20, 2009

World Glaucoma Week was commemorated with a **Glaucoma Update** on March 7, 2010 across the three campuses, with 85 delegates attending at Hyderabad and 27 at Visakhapatnam.



Training during the Glaucoma Update



Dr G Chandra Sekhar greets a participant of the Glaucoma support meeting

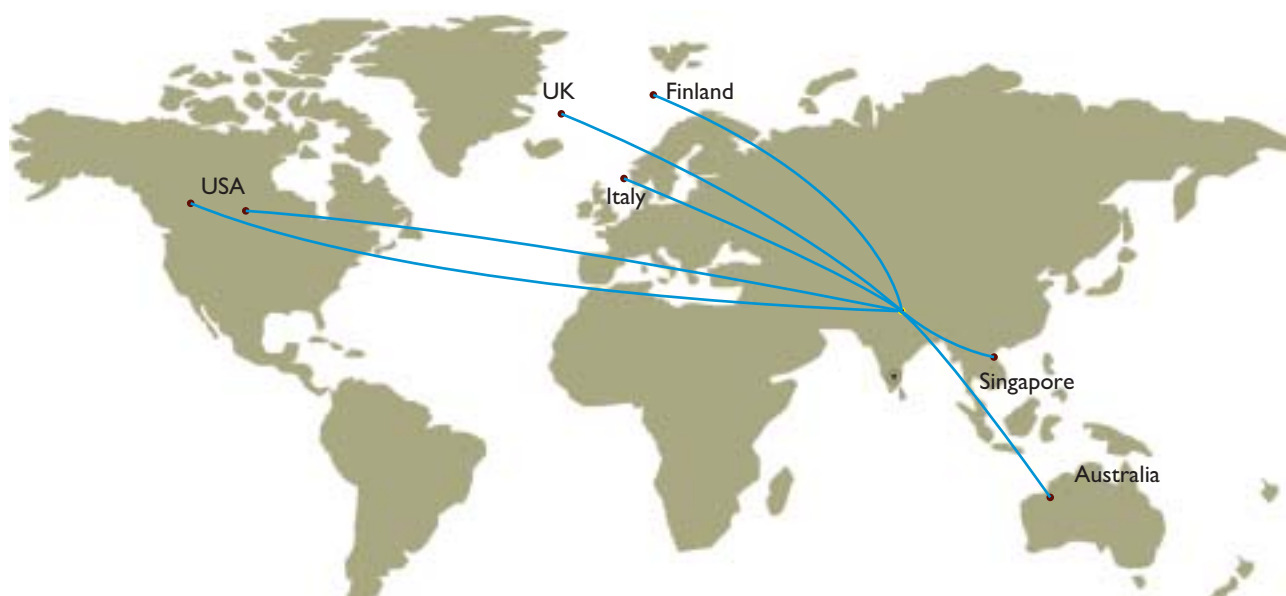
The three campuses organised **glaucoma support group meetings** on March 8, 2010 for patients and their families to help them understand the disease and share strategies to manage it – medically, emotionally and psychologically. World Glaucoma Week, observed in partnership with World Glaucoma Association, is an occasion to raise awareness about glaucoma and its management.



Dr Anil K Mandal talks to his patients and their parents

The 15th **annual meeting of the Association of Parents of Childhood Glaucoma (APCG)**, held on November 16, 2009 was attended by 70 children along with their parents and relatives. Several faculty members and volunteers made presentations in English, Hindi and Telugu on the clinical manifestation of childhood glaucoma and its management. Parents spoke of their experiences in living with the disease, while the children participated with songs and recitals. Most of the children are doing well academically, as a result of the Institute’s efforts in integrating medical, surgical and rehabilitative approaches to the disease.

Guest Lectures



The wide network LVPEI has established with institutions and organisations worldwide enables it to draw on an international resource base of senior consultants and experts in every field of eye care. The eminent faculty who delivered lectures at LVPEI during the year were:

Global Leaders Lecture Series

In keeping with our effort to engage with learning and knowledge sharing on a global platform, and make opportunities for such engagements available to all those who are part of LVPEI, the Education Centre initiated the Global Leaders Lecture Series last year. The series brings the best minds in ophthalmology and vision sciences in interaction with the faculty, fellows and trainees at LVPEI's three campuses (Hyderabad, Bhubaneswar and Visakhapatnam) through real-time videoconferencing. During the past year, we have been privileged to listen to lectures from, and hold discussions with 9 eminent researchers and practitioners from across three continents.

Dr Robert Goldberg, Professor of Ophthalmology and Chief of Orbital and Ophthalmic Plastic Surgery and Co-director, Aesthetic Reconstructive Surgery Service, Jules Stein Eye Institute, UCLA, USA spoke on '*Surgical management of thyroid eye disease: state of the art*'. July 21, 2009

Professor Tien Wong, Director, Singapore Eye Research Institute, Singapore, delivered a lecture on '*Hypertension and the eye*'. July 31, 2009

Prof Douglas R Anderson, Professor, Douglas R Anderson Chair in Ophthalmology, Bascom Palmer Eye Institute, University of Miami School of Medicine, Miami, Florida, USA delivered a lecture on '*Obligation of a physician*'. August 24, 2009

Prof Mark Mannis, Professor and Chair, Department of Ophthalmology, UC Davis Medical Center, Sacramento, California, USA, delivered a lecture on '*Evolutions in the management of keratoconus*'. October 5, 2009

Dr Perry Rosenthal, Clinical Professor of Ophthalmology, Harvard Medical School, Boston, USA delivered a lecture on '*Dry eye pain, the great pretender*'. November 30, 2009

Dr H Dwight Cavanagh, Vice-Chairman, Department of Ophthalmology and Dr W Maxwell Thomas Chair in Ophthalmology, South Western Medical Centre, The University of Texas System, Texas, USA delivered a talk on '*Causes and prevention of contact lens related microbial infection*'. January 30, 2010

Prof Joseph L Demer, Leonard Apt Professor of Pediatric Ophthalmology and Chief, Comprehensive Ophthalmology Division, Jules Stein Eye Institute, UCLA, USA delivered a lecture on '*Diagnosis and management of strabismus*'. February 21, 2010

Prof Peter G Watson, Professor Emeritus, University of Cambridge, UK delivered a lecture on '*Sclera and systemic disease*'. February 26, 2010

Dr David R Williams, William G Allyn Professor of Medical Optics and Director, Center for Visual Science, University of Rochester, New York, USA delivered a lecture on '*Imaging retinal mosaics in the living eye*'. March 10, 2010



International guest lectures at CMEs

Several global guest lectures were delivered as part of our Continuing Medical Education (CME) programs through videoconference.

Dr James Chodosh, Professor of Ophthalmology, Massachusetts Eye and Ear Infirmary, Harvard Medical School, Boston, USA, delivered a series of talks on 'Boston Keratoprosthesis' and 'Genomic adenoviral keratitis'. July 27-29, 2009

Prof Robert C Kersten, Professor of Ophthalmology, University of Cincinnati Medical School, USA, delivered a talk on 'Lymph proliferative disorders of the orbit and adnexa' through videoconference from LVPEI, Bhubaneswar. October 6, 2009 (Picture alongside)



Prof Donald Tan, Medical Director, Singapore National Eye Center, Singapore delivered a lecture on 'Evolution of lamellar keratoplasty' at the 'Cornea Challenges – Old and New' meeting. December 19, 2009

Dr James Aquavella, Professor, Department of Ophthalmology, University of Rochester, Rochester, USA, delivered a talk on 'Evolution of keratoprosthesis surgery'. January 19, 2010

Dr Surendra Basti, Associate Professor of Ophthalmology, Northwestern University Feinberg School of Medicine, Chicago, IL, USA delivered a lecture on 'Management of challenging IOL situations' as part of the Cataract and Refractive Surgery seminar 'Target 20/20: Quest for supernormal vision'. March 20-21, 2010

Visiting Professorships

Hyderabad

Larry Hulbert, independent higher education professional, Sydney, Australia is conducting a comprehensive educational audit of LVPEI's current training programs as part of quality improvement/assurance effort. He visited LVPEI in December for 4 weeks. The other aspects of education he will be looking at include infrastructure development, training of trainers, how to ensure better mentoring, clinical performance evaluation for post-doctoral fellows and/or other clinical programs. Dr Hulbert is donating his services to the Institute.

Prof T Rowan Candy, Associate Professor, Indiana University School of Optometry, Indiana, USA visited LVPEI in February and March 2010 to collaborate on a research project with Dr Shrikant Bharadwaj. The project focuses on understanding the visual experience of infants and children with different spectacle prescriptions in the two eyes (anisometropia).



Bhubaneswar

Prof Robert C Kersten, Professor of Ophthalmology, University of Cincinnati Medical School, USA visited LVPEI Bhubaneswar as ORBIS visiting faculty (October 5-8, 2009). He lectured on a range of topics in ophthalmic plastics and orbital diseases, including lymphoproliferative disorder and soft tissue injuries to the orbit and adnexa, and also actively interacted with the faculty on several challenging cases.

Prof Amod Gupta, Head, Ophthalmology, Postgraduate Institute of Medical Education & Research (PGIMER), Chandigarh visited Bhubaneswar campus from June 29 to July 5, 2009 and worked closely with the Retina Services. His lecture on 'Significance of clinical signs and symptoms in uveitis' was telecast to all the campuses and attracted a lively interaction. On July 1, 2009

Guest Lectures – Ophthalmology

Prof Anja Tuulonen, Department of Ophthalmology, University of Oulu, Finland, delivered a talk on '*EBM in glaucoma care*'. April 17, 2009

Dr Avinash Mahindrakar, Ophthalmologist, Seven Hills Hospital, Visakhapatnam, delivered a lecture on '*Medial rectus pulley sutures*'. April 28, 2009

Dr Mandeep Sagoo, Senior Consultant in Ophthalmology, Moorfield's Eye Hospital, London, UK, delivered a lecture on '*Interpretation of fluorescein angiography and interesting cases*'. September 29, 2009

Dr Anthony Aldave, Professor of Ophthalmology and Director, Cornea Service and Director, Cornea & Refractive Surgery Fellowships, Jules Stein Eye Institute, Los Angeles, USA, delivered a talk on '*Femtosecond laser assisted keratoplasty: fad or future*'. January 18, 2010

Dr Giancarlo Falcinelli, Professor of Ophthalmology, Rome University, and Scientific Director, Osteo-odonto Keratoprosthesis Foundation, Italy, delivered a talk on '*MOOKP*' (modified osteo-odonto keratoprosthesis). January 20, 2010

Professor Gordon Dutton, Consultant Ophthalmologist, Royal Hospital for Sick Children, Glasgow, UK, delivered a lecture on '*Cerebral vision impairment in children: are we missing the diagnosis?*' February 9, 2010

Dr Rowan Candy, Associate Professor, Indiana University School of Optometry, Indiana, USA, delivered a lecture on '*The visual experience of the human infant*'. February 10, 2010

Guest Lectures – General

Mr Rajnesh Domlapalli, award-winning film director, spoke on '*Making of a film and the rationale behind various choices*'. April 8, 2009

Prof S Upendran, Professor, English and Foreign Languages University, delivered a talk on '*Words and their stories – everyday idioms and where they come from*'. May 13, 2009

Dr Hari Garudadri, Senior Staff Engineer, Qualcomm Research Center, San Diego, CA, USA, delivered a talk on '*Clinically reliable sensing and telemetry of vital signs for healthcare and prevention: opportunities and challenges*'. August 12, 2009

Dr Fiona MacLaughlin, Senior Business Analyst, Wellcome Trust, London, UK spoke on '*New initiatives in R&D for affordable healthcare in India*'. August 22, 2009

Dr K Gayathri, Consultant Hematopathologist, Lifeline Tapadia Diagnostic Services and Founder-Secretary, The Hematology Foundation of Hyderabad delivered a talk on '*Shifting focus from laboratory to the community*'. September 9, 2009

Ms Rohini Mukherjee, General Manager, Global Partnerships, Naandi Foundation, spoke on Naandi Foundation's community development initiatives, focusing on their work in education and primary health. November 11, 2009

Mr Ajay Gandhi, Convenor, Manthan (an intellectual forum that debates issues of concern and current interest affecting us as citizens and participants in the civic life of a democracy) delivered a talk on '*How, as thinking individuals, we can engage with issues of public interest*'. December 9, 2009

Dr Larry Hulbert, independent higher education professional, Sydney, Australia delivered a talk on '*Learning that lasts: the challenges for all educators*'. December 11, 2009

Dr Prasad Gangadhar Killaru, Plastic Surgeon from California, USA delivered a talk on '*Quality assurance in surgical care*'. January 6, 2010

Ms Michelle Chamberlain, Leadership Development Manager, SightLife, Seattle, USA, delivered a lecture on '*Adult education*'. February 1, 2010

Dr Naomi Brecker, Occupational Physician at the Royal Free Hospital, London gave a talk on '*Occupational health*'. February 12, 2010

Mr Pankaj Sekhsaria from the environmental NGO Kalpavriksh, and freelance writer/photographer delivered a lecture on '*The environmental movement and what it means for the average citizen*'. March 10, 2010

Ophthalmology Education Programs

Training programs are conducted at all 3 campuses – Hyderabad, Bhubaneswar and Visakhapatnam.

Cornea & Anterior Segment

24 months

Dr Jatin Naresh Ashar	New Delhi
Dr Mohammed El - Hanan	Egypt
Dr Ajay Ramesh Kaushik	Bengaluru, Karnataka
Dr C Jagadish Reddy	Bengaluru, Karnataka
Dr I S Murthy	Suryapet, Andhra Pradesh
Dr Shivani Pahuja	Gurgaon, Haryana

3 months

Dr Kapil Arneja	New Delhi
Dr Poonam Lavaju	Dharan, Nepal
Dr Paul Eric Paria	Shillong, Meghalaya
Dr Deepthi R Meda	Bengaluru, Karnataka
Dr Subhra Sil	Hyderabad, Andhra Pradesh
Dr Sonia Kothari	Mumbai, Maharashtra
Dr Suhas Ganpatrao	Aurangabad, Maharashtra (Visakhapatnam)

Glaucoma

24 months

Dr Arpita Basia	Gwalior, Madhya Pradesh
Dr Aparna Rao	New Delhi
Dr B Pradeep K Reddy	Nandyal, Andhra Pradesh

3 months

Dr Baswati Prasanth	New Delhi
Dr Shams Md Noman	Chittagong, Bangladesh
Dr Surabhi Mehra	Chandrapur, Maharashtra

Retina Vitreous

24 months

Dr Vivek Pravin Dave	Mumbai, Maharashtra
Dr Jyotsna Myneni	Hyderabad, Andhra Pradesh
Dr Nidhi Relhan	Mohali, Punjab
Dr Saley Thearith	Phnom Penh, Cambodia

3 months

Dr Nguyen Tuan Thanh Hao	Danang, Vietnam
Dr Mohammad Ismail Hossain	Dhaka, Bangladesh
Dr M Madhavi	Vijayawada, Andhra Pradesh
Dr Saumya Sanyal	Darjeeling, West Bengal (Bhubaneswar)
Dr Jeannine Srourian	Aleppo, Syria
Dr Ravinder Malik	Chandigarh
Dr Karma Looday Bhutia	Sikkim, Gangtok (2 months)
Dr Sumita Karandikar	Mumbai, Maharashtra (1 month)

Comprehensive Ophthalmology

36 months

Hyderabad

Dr Shiraz Ali	Ranchi, Jharkhand
Dr Anthony Vipin Das	Hyderabad, Andhra Pradesh
Dr Trupti Kadam	Hyderabad, Andhra Pradesh
Dr K Madhavi Latha	Hyderabad, Andhra Pradesh
Dr Smruti Rekha Priyadarshini	Bhubaneswar, Orissa

Bhubaneswar

Dr Sushant Chatterjee	Kolkata, West Bengal
Dr Vivek Warkad	Buldhana, Maharashtra
Dr Samir Mahapatra	Bhubaneswar, Orissa
Dr Sameera Nayak	Bhubaneswar, Orissa

Visakhapatnam

Dr Phaneender Reddy	Hyderabad, Andhra Pradesh
Dr Jay Goyal	Mumbai, Maharashtra

3 months

Hyderabad

Dr M B Deshkar	Nagpur, Maharashtra
Dr Sandeep Patil	Belgaum, Karnataka
Dr Ravi Teja	Chittoor, Andhra Pradesh

Pediatric Ophthalmology (3 months)

Dr Michaeline A Isawumi	Osogbo, Nigeria
-------------------------	-----------------

Ophthalmic Plastic Surgery, Orbit & Ocular Oncology

24 months

Dr Tajani Vivek Dave	Mumbai, Maharashtra
Dr Surbhi Joshi	Baroda, Gujarat
Dr Kaliki Swathi	Bengaluru, Karnataka

3 months

Dr Alice Goh Siew Ching	Selang, Malaysia
Dr Pallavi Dhawan	Meerut, Uttar Pradesh
Dr Balogun Bolanle Grace	Lagos, Nigeria
Dr Reena Abdul Rasheed	Thiruvananthapuram, Kerala
Dr Swati Tamaskar	Bhopal, Madhya Pradesh

Postgraduate residency (DNB)

Primary

Dr Priyanka V Gogte	Hyderabad, Andhra Pradesh
Dr Maneck D Nicholson	Mumbai, Maharashtra

Secondary

Dr Siddharth Dikshit	Bokaro Steel City, Jharkhand
Dr G Deva Prasad	Bengaluru, Karnataka

Manual Small Incision Cataract Surgery (1 month)

Hyderabad

Dr Tushara Aluri
Dr Pramod Gavai
Dr Pramod Motiram Gawai
Dr Praveen Pare
Dr Sandeep Sabharwal

Hyderabad, Andhra Pradesh
Nagpur, Maharashtra
Nagpur, Maharashtra
Puttur, Karnataka
New Delhi

Visakhapatnam

Dr Saudip Sen
Dr M Sumathi
Dr Sita Tatapudi
Dr Rita Agarwal

Kolkata, West Bengal
Nandyal, Andhra Pradesh
Visakhapatnam, Andhra Pradesh
New Delhi

Phacoemulsification (1 month)

Hyderabad

Dr Rita Agarwal
Dr Bindu Goel
Dr M Deshkar
Dr Rajesh Goyal
Dr Surabhi Mehra
Dr S S Quadri
Dr Mamta Narain
Dr Debrandra Kumar Sahu
Dr Asha Sharma

New Delhi
Guwahati, Assam
Nagpur, Maharashtra
Mumbai, Maharashtra
Chandrapur, Maharashtra
Parbani, Maharashtra
Hyderabad, Andhra Pradesh
Berhampur, Orissa
Chandigarh

Visakhapatnam

Dr Thu Pham
Dr K N Sree Kavitha
Dr S Vasantha

USA
Hyderabad, Andhra Pradesh
Nellore, Andhra Pradesh

Bhubaneswar

Dr Vinay Bohra
Dr Kiran Sharma

Jaipur, Rajasthan
Bengaluru, Karnataka

Retina Laser (1 month)

Dr Manish Kumar Agarwal
Dr Anil D Mehta
Dr Santosh K Bulchandani
Dr Sachin Dharwadkar
Dr Sumita Karandikar
Dr Vrinda Raikar
Dr Suparna Ghosh

New Delhi
New Delhi
Mumbai, Maharashtra
Mumbai, Maharashtra
Mumbai, Maharashtra
Mumbai, Maharashtra
Kolkata, West Bengal

Dr Abdul Hannan Miah
Dr A Balasubrahmanyam
Dr V P Poonkodi
Dr A Bhaskara Rao
Dr Rohini Reddy
Dr Vinitha Reddy
Dr A Sathish

Dhaka, Bangladesh
Hyderabad, Andhra Pradesh
Hyderabad, Andhra Pradesh
Prakasam, Andhra Pradesh
Hyderabad, Andhra Pradesh
Hyderabad, Andhra Pradesh
Prakasam, Andhra Pradesh

Retinopathy of Prematurity (1 month)

Dr Syed Basheer Ahmed
Dr Nitin R K Jain
Dr Kalpit Shah

Malappuram, Kerala
Surat, Gujarat
Ahmedabad, Gujarat

Dr Bharati Deuri
Dr Sucheta Kulkarni
Dr Florence M Manurung

Guwahati, Assam
Pune, Maharashtra
Jakarta, Indonesia

Visual Electrophysiology (1 month)

Ms Anupama Panda
Ms Kalyani Sahoo

Bhubaneswar, Orissa
Bhubaneswar, Orissa

Dr Reema Bansal

Chandigarh

LVP - ZEISS Basic Course in Ophthalmic Diagnostics (1 month)

Dr Farooq Aman
Dr Animesh Sahu
Dr Krishna N
Dr Adarsh S Naik
Dr Ponnappa M M
Dr Abhishek C Bawdekar
Dr Shweta B M
Dr Shireen Rashid
Dr Veena U H
Dr Rohit Patil
Dr Piyush Pael
Dr Paaraj Dave
Dr Ashish Holani
Dr N Satish Kumar
Dr Sameer S Suratwala
Dr Minakshi Jain
Dr Divya Vira

Bhopal, Madhya Pradesh
Bhopal, Madhya Pradesh
Devanagiri, Karnataka
Devanagiri, Karnataka
Tumukur, Karnataka
Belgaon, Karnataka
Bijapur, Karnataka
Bijapur, Karnataka
Mandya, Karnataka
Gulbarga, Karnataka
Yeotmal, Karnataka
Baroda, Gujarat
Latur, Maharashtra
Madurai, Tamil Nadu
Coimbatore, Tamil Nadu
Guwahati, Assam
Guwahati, Assam

Dr Navakanth Bandi
Dr M V Mahajan
Dr Varun Malhotra
Dr R Meher Tej Ravula
Dr Madhusmita Behra
Dr Mahesh
Dr Arun K Panigrahi
Dr Suchismita Mishra
Dr Neelima Sahu
Dr Shitikantha Pradhan
Dr Pranamitu Pujari
Dr Anjali Khadia
Dr Priyadarshini Mishra
Dr Rhibhu Soni
Dr Rubina Soni
Dr Arun Kumar Pandey

Kakinada, Andhra Pradesh
Hyderabad, Andhra Pradesh
Hyderabad, Andhra Pradesh
Kakinada, Andhra Pradesh
Berhampur, Orissa
Berhampur, Orissa
Berhampur, Orissa
Berhampur, Orissa
Berhampur, Orissa
Burla, Orissa
Burla, Orissa
Sambalpur, Orissa
Sambalpur, Orissa
Ludhiana, Punjab
Ludhiana, Punjab
Jamshedpur, Jharkhand

Medical Elective

Dr Candy K Chan
Dr Mitra Gonzalez
Dr Rose Ngan
Dr Francis Char De Croos
Dr Alison Smith

University of Rochester, Rochester, NY, USA
University of Rochester, Rochester, NY, USA
University of Rochester, Rochester, NY, USA
Duke University Medical Center, NC, USA
Case Western Reserve University, Australia

Preceptorship

Mr Kevin Chan	Carlton, Australia	Ms Anisha Daudia	Birmingham, UK
Ms Ann Nguyen	Carlton, Australia	Ms Heran Mistry	Birmingham, UK
Mr Siddharth Ogra	Auckland, New Zealand	Ms Rakhee Parikh	Birmingham, UK
Ms Priya Patel	London, UK	Ms Ratna Vadera	Birmingham, UK
Ms Mehreen Suleman	London, UK	Ms Kana Odera	Birmingham, UK
Ms Parminder Randhawa	London, UK	Ms Urvasee Patel	Birmingham, UK

Ocularistry Fellowship (24 months)

Ms Nusrat Changal	Sopore, Jammu & Kashmir	Mr Rey Kumar	Bokaro, Jharkhand
-------------------	-------------------------	--------------	-------------------

Research Fellowship (6 months)

Dr P M Fairouz	Kannur, Kerala	Ophthalmic Plastics
Dr Ruchi Mittal	Patia, Orissa	Pathology

Vitrectomy Training (1 month)

Visakhapatnam

Dr Patricia Schwacha	Germany
----------------------	---------

Observership

Hyderabad

Mr Dikshith Komirishetty	Hyderabad, Andhra Pradesh	BITS, Pilani*
Mr Tejaswi Kumar	Hyderabad, Andhra Pradesh	BITS, Pilani
Mr Sandeep M	Hyderabad, Andhra Pradesh	BITS, Pilani
Mr C Rakesh	Hyderabad, Andhra Pradesh	BITS, Pilani
Ms G Ramya Reddy	Hyderabad, Andhra Pradesh	BITS, Pilani
Mr Manashree Sanjay	Hyderabad, Andhra Pradesh	BITS, Pilani
Mr C V Santosh	Kurnool, Andhra Pradesh	BITS, Pilani
Dr Hussain Ahmed	Tanuku, Andhra Pradesh	Comprehensive Ophthalmology
Ms Ampa Bamin	Shillong, Meghalaya	Comprehensive Ophthalmology
Mr Kamal Hasan	Shillong, Meghalaya	Comprehensive Ophthalmology
Mr Biswajit Goswami	Shillong, Meghalaya	Contact Lens
Mr Firdoos Jaman	Shillong, Meghalaya	Contact Lens
Ms Dipikar N Gajjar	Ahmedabad, Gujarat	Contact Lens
Mr Kamal Kanta Jana	Purba Midnapore, West Bengal	Contact Lens
Dr M Rajeswari	Chennai, Tamil Nadu	Contact Lens
Ms Sujata Samal	Bhubaneswar, Orissa	Contact Lens
Dr Ibrahim Saoud	Sharjah, UAE	Contact Lens
Dr Hitendra Ahooja	Gurgaon, Haryana	Cornea & Anterior Segment
Dr R K Gandhi	Gwalior, Uttar Pradesh	Cornea & Anterior Segment
Dr Shariq Riaz	Lucknow, Uttar Pradesh	Cornea & Anterior Segment
Dr K Padmini	Hyderabad, Andhra Pradesh	Cornea & Anterior Segment
Dr Stelson Sia	KLA, Philippines	Cornea & Anterior Segment
Dr Kapil Arneja	New Delhi	Cornea & Anterior Segment
Dr Shafi Khan	Dhaka, Bangladesh	Cornea & Anterior Segment
Dr Rikin Shah	Oman	Cornea & Stem cells
Mr Shivcharan Mehta	Biratnagar, Nepal	Counseling
Dr Reema Bansal	Chandigarh	Electroretinogram
Ms Anupama Panda	Bhubaneswar, Orissa	Electroretinogram
Ms Kalyani Sahoo	Bhubaneswar, Orissa	Electroretinogram
Dr Smriti Jain	Dehradun, Uttarakhand	Glaucoma
Dr P Sreenivasa Rao	Hyderabad, Andhra Pradesh	Glaucoma
Dr Madhur Hans	New Delhi	Glaucoma
Dr Manali Shah	Oman	Glaucoma
Ms Sophia Mian	Cambridge, USA	MIT - India Program
Ms Lauren Shields	Cambridge, USA	MIT - India Program
Ms Amita Rani	Patia, Orissa	Nursing
Ms Babita Saini	Udaipur, Rajasthan	Nursing
Ms Kalayni Samal	Patia, Orissa	Nursing
Dr Yuvete Marie B Santiago	Manaluyong, Philippines	Ophthalmic Plastics
Dr (Col) P S Moulick	Hyderabad, Andhra Pradesh	Ophthalmic Plastics
Dr Sreekala	Kochi, Kerala	Ophthalmic Plastics
Prof R M Sukula	Aligarh, Uttar Pradesh	Ophthalmic Plastics

* Birla Institute of Technology & Science, Pilani

Dr Prerna Gupta
 Mr Rahmat Cholas
 Ms Renee Smith
 Ms Bahunlang Dhar
 Mr Banshanhi I Nongkhlaw
 Ms Tifulhy Kokhlet
 Ms Graceciabell Sna
 Ms P L Sowjanya Krishna
 Mr Sachin Mishra
 Mr Vallam Srinivasa Rao
 Ms Donya Eghrari
 Mr Jayson Ward
 Ms Helen Wong
 Ms Ayesha Yalamarthy
 Dr S K Mohibullah
 Dr Malleswari Medikonda
 Dr J M Lokabhi Reddy
 Ms Gurpreet Kaur
 Dr Kavita Patil
 Dr Anupam Sahu
 Dr Sajani K Shah

New Delhi
 Cambridge, USA
 Cambridge, USA
 Shillong, Meghalaya
 Shillong, Meghalaya
 Shillong, Meghalaya
 Shillong, Meghalaya
 Hyderabad, Andhra Pradesh
 Udaipur, Rajasthan
 Canberra, Australia
 Vermont, Australia
 Highton, Australia
 Vermont, Australia
 Saginaw, USA
 Nellore, Andhra Pradesh
 Guntur, Andhra Pradesh
 Hyderabad, Andhra Pradesh
 Chandigarh
 Nalgonda, Andhra Pradesh
 Raipur, Chhattisgarh
 Ahmedabad, Gujarat

Ophthalmic Plastics
 Optometry
 Optometry
 Optometry
 Optometry
 Optometry
 Optometry
 Optometry
 Optometry
 Optometry
 Optometry
 Optometry
 Optometry
 Optometry
 Phacoemulsification
 Retina Vitreous
 Retina Vitreous
 Rehabilitation
 Penetrating Keratoplasty
 Pediatric Ophthalmology

Bhubaneswar

Mr Hirak Ranjan Dash
 Ms Payal Priyadarshini Kanungo
 Mr Abhijit R Makki
 Ms Swagatika Mohapatra
 Mr Linu Pradhan

Orissa
 Orissa
 Pondicherry
 Orissa
 Orissa

Microbiology (1 month)
 Microbiology (3 months)
 Microbiology (3 weeks)
 Hospital Infection Control (2 months)
 Microbiology (4 months)

Optometry Education Programs

Bachelor of Science in Optometry (2009 Batch)

Ms Tran Minh Anh	Hanoi City, Vietnam
Ms Nguyen Hoang Ha	Hoang Van Thai, Vietnam
Ms Mekountchou Koumbo Ingrid Ornella	Yaounde, Cameroon
Mr John Michael	Kottayam, Kerala
Ms Rishitha Mantena	West Godavari, Andhra Pradesh
Ms Pratyusha R	Hyderabad, Andhra Pradesh
Mr Gannavarapu Rajesh	Hyderabad, Andhra Pradesh
Mr Suragani Raja	Kadappa, Andhra Pradesh
Ms S T Sabiha Tabassum	Kurnool, Andhra Pradesh
Ms Sai Amrutha Valiveti	Nuziveedu, Andhra Pradesh

Fellowship in Optometry (13 months)

Hyderabad

Mr Danish Ahmad	New Delhi	Mr Ashim Dey	Kolkata, West Bengal
Mr Anriksh Jain	New Delhi	Mr Md Oliullah Abdal	Kolkata, West Bengal
Mr Ekansh Maggo	New Delhi	Mr Anirban Ghosh	Kolkata, West Bengal
Ms Sana Quadri	New Delhi	Ms Bidula Das	Kolkata, West Bengal
Mr Akshay Saluja	New Delhi	Mr Sourav Karmakar	Kolkata, West Bengal
Ms Ghazal Amini	Aligarh, Uttar Pradesh	Mr Debayan Mahesh	Kolkata, West Bengal
Mr Raj Kumar Singh	Moradabad, Uttar Pradesh	Ms Somadatta Maitha	Kolkata, West Bengal
Ms Shah Divya Bhailal	Mumbai, Maharashtra	Mr Sampad Mallick	Kolkata, West Bengal
Ms Snehal S Bhalerao	Mumbai, Maharashtra	Mr Krishnendu Mandal	Kolkata, West Bengal
Ms Yogita Prabhakar Kadam	Mumbai, Maharashtra	Mr Biman Das	Kolkata, West Bengal
Ms Supriya Arjun Patil	Mumbai, Maharashtra	Mr Soujanya Mondal	Kolkata, West Bengal
Ms Medha A Satam	Mumbai, Maharashtra	Mr Purbasa Roy	Kolkata, West Bengal
Ms Purvi Hitrsh Turakhia	Mumbai, Maharashtra	Mr Avik Sen	Kolkata, West Bengal
Ms Mausumi Roy	Khowai, Tripura	Ms Nimisha Tripathi	Choudwar, Orissa
Ms Kamakshi Soni	Dehradun, Uttarakhand	Ms Celia Vinny V	Ernakulam, Kerala
Mr Labishetty Vikranth	Nizamabad, Andhra Pradesh		

Visakhapatnam

Ms Arnick Mallick	West Bengal
-------------------	-------------

External Internship at Bausch & Lomb School of Optometry

9 months

Padmashree Dr D Y Patil Institute of Optometry and Visual Science, Pune, Maharashtra

Mr Suman Bandha	Nalgonda, Andhra Pradesh
Mr Saleem Shaik	East Godavari, Andhra Pradesh

School of Optometry, Bharatiya Vidyapeeth, Pune, Maharashtra

Ms Shilpa Jain	Vijayawada, Andhra Pradesh
Ms Manisha Laxman Jori	Mumbai, Maharashtra
Ms Ranjana Kale	Bhilai, Chhattisgarh
Mr Shaheer Ahmad Qidwai	Allahabad, Uttar Pradesh

6 months

Manipal College of Allied Health Science, Karnataka

Ms Priya Kurian	Kanoor, Kerala
Ms Sanila Lawrance	Kochi, Kerala
Mr Sandeep Kumar Pandey	Rewa, Madhya Pradesh

BSc in Ophthalmic Techniques, IGNOU (2 years)

Mr Prashant Kumar	Banka, Bihar	Mr Ghulam Rasool	Gaya, Bihar
Mr Ramesh Kumar	Muzafarpur, Bihar	Mr Abhishek Shandilya	Patna, Bihar
Mr Md. Sanaullah	Muzafarpur, Bihar	Mr Navjeet Vimal	Jahanabad, Bihar
Mr Vijay Shankar Kumar	Biharsharif, Bihar	Mr Sunil Kumar	Deoghar, Jharkhand
Mr Shubham Panikar	Dalsingsarai, Bihar		

Optometry Internship (1 year)

Visakhapatnam

Ms Hampe Sadhashiv Pune, Maharashtra

Bhubaneswar

Ms Ananya Dutta
Mr Sujoy Mukherjee
Mr Rudra Prasad Singha

Kolkata, West Bengal
Kolkata, West Bengal
Baharampur, West Bengal

Ms Priyanka Modi
Mr Antra Shankar
Ms Unnati Vaish

Ramghad, Jharkhand
Goda, Bihar
Sitapur, Uttar Pradesh

Vision Technicians (1 year)

Andhra Pradesh

Adilabad

Ms T Alekhya
Mr D Susheel Kumar
Mr S Vinay Kumar
Mr P Mahesh
Mr S Sanjeev
Mr K Shekar
Ms K Swapna

Chittoor

Mr M Jayaseela Babu
Ms K Shireen Taj

Guntur

Ms Aila Jyotsna

Hyderabad

Ms M Liviza

Khammam

Mr K Chaithanya
Mr Koutam Shyamraj
Ms N Divya
Ms M Shamantha

Krishna

Mr B Siva Koteswara Rao

Kurnool

Ms Thulesamma

Madanapalle

Ms Hima Bindu

Mahaboobnagar

Mr Atheeq Ahmed

Nalgonda

Mr B Saidulu

Prakasham

Mr V V Cheninaiah
Mr Johnny K
Mr T Govinda Raju
Mr Shalem Raju
Ms T Sukanya
Ms K Ushanjali
Mr P Nagarjuna
Mr Bysani Praveen
Mr Allam Srinivasulu

Rangareddy

Ms Harini

Srikakulam

Mr Botla Satya Kishore
Mr Muddada Appala Naidu
Mr Ch Rajesh
Mr Kolla Govinda Raju
Mr Ch Venkata Ramana
Mr K Eswara Rao
Mr Palli Haranadha Rao
Mr M Ramu

Visakhapatnam

Mr Karun Kumar
Ms R Padmaja
Mr K Appala Raju
Mr Molli Appala Raju
Mr Gollapalli Satyanaratana
Mr N Srinivas

Assam

Mr Sri Dhanjit Bhattacharya
Mr Amrit Deka
Mr Sri Shyamanta Deka
Mr Kamal Hazarika
Ms Priyam Krishna Sarma

Gujarat

Ms Archana Rambhai

Moradabad, Uttar Pradesh

Ms Darshika Chavdhary
Mr R Gopal
Mr Rohit Kumar
Ms Tasleem Qamar
Mr Mohan Saini
Mr Banti Singh
Mr Rajendra Singh

Orissa

Mr Kartik Jena
Mr Panchanana Madhual
Ms Pankajini Nayak
Ms Suryasmita Nayak
Mr Prashant Kumar Panda
Ms Subhashree Patra
Mr Nihar Ranjan Sahoo
Ms Kshyanaprava Samal
Ms Rubina Swain

Reliance – Vision Express

Hyderabad

Mr Ishfaz Ahmad	New Delhi	Mr Samik Bandhu	Kolkata, West Bengal
Mr Rahul Kukreja	New Delhi	Mr Vikram Bandhu	Kolkata, West Bengal
Mr Prasonjeet	New Delhi	Mr Kingshuk Bhunia	Kolkata, West Bengal
Ms Azra Tabassum	New Delhi	Mr Arijit Chatterjee	Howrah, West Bengal
Mr Ram Prakash Varma	New Delhi	Mr Rajashri Dey	Kolkata, West Bengal
Mr Sameer Ahmed	Hyderabad, Andhra Pradesh	Ms Nipa Lodh	West Bengal
Mr Chandra Sekhar Azad	Hyderabad, Andhra Pradesh	Ms Amrita Maity	Midnapore, West Bengal
Mr Avinandan Bagchi	Hyderabad, Andhra Pradesh	Mr Suman Majumdar	Nadia, West Bengal
Ms Hema Latha	Hyderabad, Andhra Pradesh	Ms Suniti Samanta	Purba Midnapore, West Bengal
Mr Aravind Kumar M	Hyderabad, Andhra Pradesh	Mr Mukesh Kumar Bansal	Rajasthan
Mr B Raveendra	Hyderabad, Andhra Pradesh	Mr Ganesh Madhav	Pune, Maharashtra
Mr Syed Rizwan	Hyderabad, Andhra Pradesh	Ms Surashri Mudgalkar	Pune, Maharashtra
Mr A Phani Krishna Athreya	Tenali, Andhra Pradesh	Mr Nagesh Puranik	Pune, Maharashtra
Mr Jeevan Rao	Adilabad, Andhra Pradesh	Mr Nitin Ran Singh	Pune, Maharashtra
Mr A Sainath	Adilabad, Andhra Pradesh	Mr Nadeem Ansari	Mumbai, Maharashtra
Ms Y Reddemma	Kadapa, Andhra Pradesh	Mr Preksha Joshi	Mumbai, Maharashtra
Ms Ramadevi Vunnam	Guntur, Andhra Pradesh	Mr Meeta Veshmaker	Mumbai, Maharashtra
Ms Macwan Angela	Ahmedabad, Gujarat	Ms Ujwala Waghmare	Mumbai, Maharashtra
Ms Asfiya Sayed	Ahmedabad, Gujarat	Mr Ram Suresh Yadav	Mumbai, Maharashtra
Mr Devendra K Patel	Ahmedabad, Gujarat	Ms Ispita Banerjee	Ranchi, Jharkhand
Ms Ruchi D Halhari	Gandhinagar, Gujarat	Mr Rama Krishna	Bengaluru, Karnataka
Ms Sweta Chetranshi	Kanpur, Uttar Pradesh	Mr A Hemanth Kumar	Bengaluru, Karnataka
Mr Manjit Kumar	Uttar Pradesh	Mr Naveen Kumar	Bengaluru, Karnataka
Mr Pankaj Kumar	Lucknow, Uttar Pradesh	Mr Suman Monolanobish	Bengaluru, Karnataka
Ms Priyanka Kalaskar	Jhansi, Uttar Pradesh	Mr Dilip A S Nagarath	Bengaluru, Karnataka
Mr Naser Ahmed Shaik	Murshidabad, Uttar Pradesh	Mr Sharat Kumar H	Gadag, Karnataka
Mr Asutosh Tripathi	Ghaziabad, Uttar Pradesh	Mr Vikaas Mehrotra	Gurgaon, Haryana
Mr Rahul Upadhyay	Aligarh, Uttar Pradesh	Mr Satish Kumar	Chennai, Tamil Nadu
Ms Apurva Verma	Etawah, Uttar Pradesh	Mr Gopal Shenoy	Chennai, Tamil Nadu
Mr Nandlal Vishvakarma	Allahabad, Uttar Pradesh	Mr Faizur Rahman	Tiruchirapalli, Tamil Nadu
Mr Rahul Yadav	Ghaziabad, Uttar Pradesh	Mr Rameez Raza	Dinajpur, Bangladesh

Visakhapatnam

Mr Naman Arora	Uttaranchal	Mr Vijendra Baranwal	Uttar Pradesh
Mr Alamgir Alam	West Bengal	Mr Mahendra Gowtham	Uttar Pradesh
Mr Biju Mukherjee	West Bengal	Mr Meerajuddin Khan	Uttar Pradesh
Ms Rupam Sinha	West Bengal	Mr Krishan Kumar	Uttar Pradesh
Mr Bindibala Naorem	Manipur	Mr Sunil Kumar	Uttar Pradesh
Mr Gangaraju Padam	Andhra Pradesh	Mr Mohammed Tariq	Uttar Pradesh
Ms Jasmine Padmanabham	Kerala	Mr Vinodkumar Yadav	Uttar Pradesh
Mr Arshad Mohd. Farook Shaikh	Gujarat		

Low Vision and Rehabilitation (3 months)

Mr Mrityunjoy Ghosh
Mr Debtanu Dhar

Kolkata, West Bengal
Asansol, West Bengal

Mr Akshay Kumar
Ms Sailaja MVS

Adilabad, Andhra Pradesh
Chennai, Tamil Nadu

Eye Banking Personnel Training Programs

Eye Bank Technicians (3 months)

Mr B Ayyaswamy
Mr Patan Taharulla Khan
Mr A Vijay Kumar
Mr N Nanaji
Ms C Sabitha
Mr Jahir Burhan
Mr Sunil Singh Jadon
Mr Navratan Gurjar

Kurnool, Andhra Pradesh
East Godavari, Andhra Pradesh
Hyderabad, Andhra Pradesh
Kakinada, Andhra Pradesh
Kurnool, Andhra Pradesh
Siliguri, West Bengal
Jaipur, Rajasthan
Jaipur, Rajasthan

Mr Raj Kumar Baral
Mr Sunil Kumar Sarkar
Mr Jayesh C Parackal
Mr Manish Kanchani
Mr Adiraj Santosh Patil
Mr Pawar Rohidas Namdev
Ms Shazia Shaikh

Nepal
Port Blair, Andaman & Nicobar
Angamaly, Kerala
Chitrakoot, Madhya Pradesh
Gulbarga, Karnataka
Osmanabad, Maharashtra
Mumbai, Maharashtra

Eye Donation Counsellors (1 month)

Ms Indu Bala
Mr Shivcharan Mehta
Mr Shyam Narayan
Ms Sudakshina Pandey

Rohtak, Haryana
Biratnagar, Nepal
Port Blair, Andaman & Nicobar
Kolkata, West Bengal

Ms Gayatri Nayak
Ms Anupama Panda
Mr Bijoy Kumar Patra
Mr Jayesh C Parackal

Bhubaneswar, Orissa
Bhubaneswar, Orissa
Bhubaneswar, Orissa
Angamaly, Kerala

Eye Bank Managers (1 week)

Mr Rajesh Gupta
Mr Kamlesh Shukla
Mr D B Nag

Indore, Madhya Pradesh
Chitrakoot, Madhya Pradesh
Port Blair, Andaman & Nicobar

Mrs Hepsiba Jawahar
Ms K Sreedevi

Madurai, Tamil Nadu
Hyderabad, Andhra Pradesh

Eye Bank Observers (Ophthalmologists)

Dr Sean Socrates Dsilva
Dr P K Sethi

Goa
Indore, Madhya Pradesh

Dr Prashanth

Karnataka

Ophthalmic Nursing

Hyderabad

Ms Girija
Ms Jhansi
Ms Rajitha
Ms G Renuka
Ms Kartheeka
Ms Sandhya
Ms Sabina Taj
Ms Vishnu Priya
Ms L Lakshmi
Ms M D Rajeswari
Ms B Ramalalitha
Ms B Satya Sudha

Hyderabad
Hyderabad
Hyderabad
Hyderabad
Madanapalle
Madanapalle
Madanapalle
Nellore
Visakhapatnam
Visakhapatnam
Visakhapatnam
Visakhapatnam

Bhubaneswar

Ms Rojalin Lenka
Ms Rekharani Behera
Ms Rasmita Behera
Ms Niharika Khuntia
Ms Khyna Prava Samal
Ms Babani Mohanta
Ms Anupama Das

Orissa
Orissa
Orissa
Orissa
Orissa
Orissa
Orissa

Support Staff

Mr Sri Hari
Ms Anantha Lakshmi
Mr Mustafa
Ms Nandini
Mr Satish
Mr Srinivas

Hyderabad, Andhra Pradesh
Hyderabad, Andhra Pradesh
Hyderabad, Andhra Pradesh
Hyderabad, Andhra Pradesh
Hyderabad, Andhra Pradesh
Hyderabad, Andhra Pradesh

Ms E Eshwaramma
Mr B Ravi Kumar
Mr O Srinivasa Rao
Mr S Ravi
Ms Y Varalakshmi
Ms Rita Rani Behera
Mr Litushree Pal

Visakhapatnam, Andhra Pradesh
Visakhapatnam, Andhra Pradesh
Visakhapatnam, Andhra Pradesh
Visakhapatnam, Andhra Pradesh
Visakhapatnam, Andhra Pradesh
Bhubaneswar, Orissa
Orissa

Biomedical Technicians

Mr Biranchi Narayan Moharana

Bhubaneswar, Orissa

Community Eye Health & Community Based Rehabilitation

Master in Community Eye Health

(a collaborative programme with the University of New South Wales, Australia)

2009

Mr Md Abdul Aleem	Nalgonda, Andhra Pradesh
Mr Ravi Burugu	Warangal, Andhra Pradesh
Mr Ch Ravi Kumar	Adilabad, Andhra Pradesh
Mr C Dattatri Rao	Mahabubnagar, Andhra Pradesh
Mr E Shiva Shanker	Mahabubnagar, Andhra Pradesh
Mr B Subba Rao	East Godavari, Andhra Pradesh
Mr G Balakrishna	West Godavari, Andhra Pradesh
Mr K Gopal	Hyderabad, Andhra Pradesh
Dr P Srinivasa Reddy	Hyderabad, Andhra Pradesh
Mr N Rajashekar Rao	Ranga Reddy, Andhra Pradesh
Mr A Harinath Nehru	Medak, Andhra Pradesh

2010

Mr Ramesh Chandra Bhatta	Kailali, Nepal
Dr Sumathi Matta	Kurnool, Andhra Pradesh
Mr Sreenivas N G S	West Godavari, Andhra Pradesh
Mr Satyanarayana S	Guntur, Andhra Pradesh
Mr Sreenivasa Rao Madala	Ongole, Andhra Pradesh
Mr Franklin Daniel S	Hyderabad, Andhra Pradesh
Dr Vasantha Suram	Hyderabad, Andhra Pradesh

Diploma in Community Eye Health (6 months)

Mr Sanjeev Adhikari	Rupandem, Nepal	Mr Sri Kumar B	Ranga Reddy, Andhra Pradesh
Mr Hari Bahadur Karki	Kathmandu, Nepal	Mr Srihari Nath J	Ranga Reddy, Andhra Pradesh
Mr Dhanje Naik D	Guntur, Andhra Pradesh	Mr Pratap D	Vizianagaram, Andhra Pradesh
Mr Mohan Kumar N	Medak, Andhra Pradesh	Mr Venkat Narsimlu N	Nizamabad, Andhra Pradesh
Mr V Chandra Sekhara Rao	Srikakulam, Andhra Pradesh	Mr Ramesh S	Nalgonda, Andhra Pradesh

Diploma in Eye Health Management (1 year)

Mr Devichandar Rao C	Mahaboobnagar, Andhra Pradesh	Mr Guruprasad Minnakuri	Prakasam, Andhra Pradesh
Mr Partha Sarathy Gopalagary	Hyderabad, Andhra Pradesh	Mr Shaik Assemul Mogini	Prakasam, Andhra Pradesh
Mr Arun Babu Kagita	Guntur, Andhra Pradesh	Mr Pradeep Kumar T	Adilabad, Andhra Pradesh
Mr Kishore Babu Kagita	Guntur, Andhra Pradesh	Mr Micah Philip	Mulanthuruthy, Kerala

Certificate Course in Program Management and Evaluation (2 weeks)

Ms Amba Anand	New Delhi	Dr Amarendra Deka	Shillong, Meghalaya
Mr Dharmendra Kumar Singh	New Delhi	Mr M Prakash	Coimbatore, Chennai
Dr Sydney Thyle	New Delhi	Mr Shaik Mahaboob Sharief	Hyderabad, Andhra Pradesh

Internship in Public Health (3 months)

Mr Rishabh Kaul	Birla Institute of Technology & Science, Pilani
-----------------	---

U-Specs Project (3 months)

Ms Pia Brodtrager	University of Vienna, Department of African Studies, Austria
-------------------	--

Field Workers Training Program

Bhosle Gopal Rao Patel Eye Centre, Mudhol, Adilabad district

Mr Gadadhala Sayanna	Puspur, Lokeshwam	Coordinator
Mr Sonkamble Babu Rao	Mudhol	Community Eye Health Worker
Mr Shiva Prasad Valgot	Navipet, Nizamabad	Community Eye Health Worker

Kuchukulla Ramachandra Reddy Eye Centre, Thoодукurthy, Mahaboobnagar district

Ms Toom Sunitha	Polepally, Bijinapally	Community Eye Health Worker
Mr Komara Venkataiah	Nakkalapally, Nagarkurnool	Community Eye Health Worker

Venkata Lakshmi Eye Centre, Karamchedu, Prakasam district

Mr Madhava Rao Chadalawada	Karamchedu	Community Eye Health Worker
Mr Suneetha Rao Ericherla	Karamchedu	Community Eye Health Worker

Seshanna Chennawar Eye Centre, Adilabad, Adilabad district

Mr Santosh Meshram	Jainath, Adilabad	Community Eye Health Worker
Mr Mukkera Rakesh	Jainath, Adilabad	Community Eye Health Worker

Siloam Eye Centre, Madanapalle, Chittoor district

Mr Shaik Ameenulla	Madanapalle	Coordinator
Mr Subba Narasaiah	Madanapalle	Community Eye Health Worker

Swarna Bharat Eye Centre, Venkatachalam, Nellore district

Mr Ram Prasad Sharma L	Thotapalli Gudur, Nellore	Community Eye Health Worker
Mr Chinnaiah Nalabalapu	Kasumuru, Venkatachalam	Community Eye Health Worker

Sudhakar & Sreekanth Ravi Eye Centre, Markapuram, Prakasam district

Mr Guravaiah Naidu Akula	Akkamma Bavi Veedhi, Markapuram	Community Eye Health Worker
Mr Mohana Rao Kudumula	ABM Palem, Markapuram	Community Eye Health Worker

Sudhakar & Sreekanth Ravi Eye Centre, Kandukuru, Prakasam district

Mr Manohar Banala	Oguru, Kandukuru	Community Eye Health Worker
Mr Sundara Rao Ittadi	Palukuru, Kandukuru	Community Eye Health Worker

Vision Centre Coordinators Exposure Course (1 week)

Bhosle Gopal Rao Patel Eye Centre, Mudhol, Adilabad district

Mr Narsaiah Saggam	Mudhol, Adilabad	Vision Technician
--------------------	------------------	-------------------

Venkata Lakshmi Eye Centre, Karamchedu, Prakasam district

Mr Srinivasa Rao Yarllagadda	Pedanandipadu, Prakasam	Vision Technician
------------------------------	-------------------------	-------------------

Seshanna Chennawar Eye Centre, Adilabad, Adilabad district

Mr Ilaiah Devi	Mavala, Adilabad	District Coordinator
Mr Venkata Ramanaiah S	Echoda, Adilabad	Vision Technician

Sudhakar & Sreekanth Ravi Eye Centre, Markapuram, Prakasam district

Mr Santhosh Kumar Keshetty	Markapuram, Prakasam	District Coordinator
----------------------------	----------------------	----------------------

Central Audio-Visual Unit

Awards for videos

Dr Swarup Medal, Andhra Pradesh State Ophthalmological Society (APSOS) annual meeting, Visakhapatnam. October 2-4, 2009

Loop myopexy for the management of strabismus fixus – Dr Ramesh Murthy, Dr Sunayana Hegde

First Prize, 19th Glaucoma Society of India meeting, Bengaluru. November 6-8, 2009

Deep sclerectomy with CO₂ – Dr Sirisha Senthil

Player of the Innings and Player of the Match Award, Hyderabad Ophthalmic League, Focus 2009, Swarup Eye Centre, Hyderabad. November 13, 2009

An extraordinary foreign body – Dr Milind Naik


It was an honor for the Central Audio Visual Unit that eight videos were accepted at the American Academy of Ophthalmology 2009 annual meeting and four were selected for “Front Row View Series – 4 video collections of eye surgery” DVD.

Videos Produced – 42

- Simultaneous trabeculectomy and scleral fixated IOL implantation in the management of unilateral aphakia and co-existing glaucoma – Dr Sirisha Senthil
- Management of intraoperative and postoperative complications with Ahmed glaucoma valve implant – Dr Sirisha Senthil
- Phototherapeutic keratectomy and amniotic membrane grafting (AMG) in spheroidal degeneration – Dr Varsha M Rathi, Dr Somasheila Murthy
- Extraordinary Foreign Body – Dr Milind Naik
- A First “Namaste” to Eye Care – Dr Gullapalli N Rao, Dr Usha Raman, Mr Vilas Kovai
- Superior Oblique Tendon Expander – Dr Ramesh Murthy, Dr Santosh G Honavar
- Lamellar Keratoplasty: Struggles, Mishaps and Remedies – Dr Rishi Swarup, Dr Prashant Garg
- Peripheral ulcerative keratitis: an enigma for clinicians – Dr Virender S Sangwan
- DSAEK: Heartstoppers! – Dr Pravin K Vaddavalli
- Small incision cataract surgery in nanophthalmos – A safe and cost-effective technique – Dr Anil K Mandal
- Ocular surface squamous neoplasia: tips and tricks – Dr Savari Desai, Dr Santosh G Honavar
- Inferior oblique weakening procedures – Dr Ramesh Murthy
- Teleophthalmology – Mr G Surendra, Dr Usha Raman
- Carbon dioxide (CO₂) laser deep sclerectomy – Dr Sirisha Senthil
- Manual small incision cataract surgery combined with trabeculectomy – Dr Sirisha Senthil
- Community-based rehabilitation for multiple categories of disability – Ms Beula Christy
- Food hygiene: essential practices – Ms Shobha Mocherla, Dr Chitra Kannabiran
- Essential practices in cafeteria: hygiene in food service: poem – Ms Shobha Mocherla
- To Sir, With Love – Dr Santosh G Honavar
- ORBIS-supported Paediatric Ophthalmology Learning and Training Centres
- The International Training and Resource centre for Eye Banking and Corneal Transplantation
- Corneal excision
- The day of my surgery: information for surgical patients (Telugu)
- My turn: information for outpatients (Telugu)
- UFO hits the eye: intra-retinal foreign body – Dr Annie Mathai
- Nine public service announcements were produced with film stars and celebrities to increase awareness about retinoblastoma eye cancer in children. They were:
 - Akkineni Nageswara Rao, veteran Telugu film actor
 - Amala Akkineni, animal rights activist and former Telugu film actress
 - G Krishna, veteran Telugu film actor
 - G Vijaya Nirmala, Telugu film actress and Guinness record holder
 - Pinky Reddy, socialite (Telugu, English)
 - Prabhaas, Telugu film actor
 - Puri Jagannath, Telugu film director
 - Shilpa Reddy, Mrs India 2005 (Telugu, Hindi, English)
 - Sonu Sood, Telugu film actor (Hindi, English)

Eye Research

Nowhere is the connection between medical microbiology and community eye health seen and felt as keenly perhaps as it is at the Prof Brien Holden Eye Research Centre. Work in our laboratories sometimes translates into direct benefits in community level diagnostics and care but, at other times, it feeds into the growing body of knowledge on eye disease and its management. This year saw steps forward in our understanding of the genetics of glaucoma and retinoblastoma, stem cell growth and differentiation, and the biochemical basis of cataract. New areas of exploration continue to be added; notably, this year, an independent laboratory to investigate development of vision in infants.



Prof Brien Holden Eye Research Centre

- ◆ Champalimaud Translational Centre for Eye Research
- ◆ Kallam Anji Reddy Molecular Genetics Laboratory
- ◆ Sudhakar & Sreekanth Ravi Stem Cell Biology Laboratory
- ◆ Jhaveri Microbiology Centre & Saroja A Rao Immunology Laboratory
- ◆ Biochemistry Laboratory
- ◆ Ophthalmic Pathology Laboratory
- ◆ Clinical Research

Research at LV Prasad Eye Institute is conducted through its constituent arm, the Hyderabad Eye Research Foundation (HERF), which is recognized by the Indian Government's Department of Scientific and Industrial Research (DSIR) as a Scientific and Industrial Research Organization (SIRO). HERF continues to compete for and receive grants from all over the world to conduct cutting edge research on the eye. The Prof Brien Holden Eye Research Centre (BHERC) investigates the causes and treatment strategies through its various components, namely the Champalimaud Translational Centre (C-TRACER), the Jhaveri Microbiology Centre, the Saroja A Rao Immunology Laboratory, the Kallam Anji Reddy Molecular Genetics Laboratory, the Sudhakar and Sreekanth Ravi Stem Cell Biology Laboratory, the Ophthalmic Pathology Laboratory, and the clinical research laboratories. Each of these components has been named after its donor, in recognition of their generous support.

Support and recognition

Research at HERF is focused on:

- a) the molecular and functional genomics of inherited and complex eye diseases,
- b) devising molecular diagnostics for early detection and seeking targets where effective intervention can occur,
- c) microbiology of eye infections, and
- d) stem cell technology applied to some eye disorders.

Support for these projects have come from competitive grants received from the Department of Biotechnology (DBT), Department of Science and Technology (DST), Council of Scientific & Industrial Research (CSIR), and the Indian Council of Medical Research (ICMR) – all from India, as well as the National Eye Institute (NEI, National Institutes of Health), USA. Thanks to the recently formalized US – India eye research collaboration, some joint research projects have been initiated at HERF with researchers in the US.

Likewise, collaborative research has been initiated with colleagues in Australia, Canada, Japan, Brazil and Tunisia through the DBT-sponsored bilateral Indo-Australian and Indo-Canadian programs and the DST-sponsored India-Japan, Indo-Tunisian and Indo-Brazilian programs. In addition, HERF is one of the four pillars of the multinational research and development group called

Vision Cooperative Research Centre (operating from Sydney, Australia), and conducts research on its behalf on a series of clinical studies such as antibacterial contact lenses and corneal onlays. The Institute is recognized as an external research centre by the University of Hyderabad, Hyderabad; Birla Institute of Technology & Science (BITS), Pilani; and the University of New South Wales, Sydney, Australia. This enables research scholars from LVPEI to register with, and obtain their Ph D degrees from these universities. Collaborative research has also been forged with colleagues at the Centre for Cellular & Molecular Biology (CCMB), Centre for DNA Fingerprinting & Diagnostics (CDFD), and University of Hyderabad – all in Hyderabad, at the Indian Institute of Science, Bangalore, and Indian Statistical Institute (ISI), Kolkata. These have allowed researchers at LVPEI to access state-of-the-art equipment and sophisticated facilities at these institutions.

Clinical Research

LVPEI's multidisciplinary clinical research is of international standards and is sponsored by Indian funding agencies and multinational companies from USA and France. The group conducts not only intramural clinical research, but also participates in multicenter clinical trials. Each clinical research project and trial goes through a rigorous examination by an independent Institutional Review Board (IRB), for its scientific and ethical aspects and only those that are approved are taken up. Clinical research has also focused on the suitability of using extended wear contact lenses. This involves recruitment of volunteers and monitoring comfort levels and related factors upon the use of contact lenses over a period of time. Another area of study is the efficacy, pharmacodynamics and related features of ophthalmic drugs and antibiotics. Many of the studies are conducted in collaboration with leading pharmaceutical companies.

Champalimaud Translational Centre

The Champalimaud Translational Centre for Eye Research has been set up at LVPEI in January 2008. The Champalimaud Foundation, based in Lisbon, Portugal, was set up on the bequest of the late Portuguese entrepreneur and philanthropist, António de Sommer Champalimaud. The Foundation has a long-term commitment to support medical research, in particular neurology, oncology and vision sciences. The Champalimaud Foundation and LV Prasad Eye Institute have agreed on the development

of a vast program of translational research through the establishment of the Champalimaud Translational Centre for Eye Research or C-TRACER.

Research at C-TRACER will focus on the following areas:

- Advanced molecular and functional genomics;
- Research and therapy through the utilisation of stem cells in vision-related illnesses;
- Translational research utilising existing and novel clinical methodologies for furthering the knowledge of vision in ways that can be readily applied to patients;
- Exchange programs involving scientists chosen by LVPEI and the Champalimaud Foundation;
- Introduction of capacity building programs for developing Lusophone countries such as Mozambique, Angola, Timor and others; and
- The organization of the Antonio Champalimaud Symposium on January 30th every year in which leaders in ophthalmology from across the world, as well as distinguished scientists from India, are invited to lecture.

The **Third Annual Antonio Champalimaud Symposium** was held on January 30, 2010. The Champalimaud Keynote Oration on ‘Glaucoma genetics: past, present and future’ was delivered by Dr Janey L Wiggs from the Department of Ophthalmology, Harvard Medical School, Massachusetts Eye and Ear Infirmary, Boston, MA, USA. This was followed by a talk on ‘Angle closure: mechanisms and issues in screening’ by Dr David S Friedman from The Wilmer Eye Institute, The Johns Hopkins University School of Medicine, Baltimore, MD, USA. Dr Borja Corcostegui, Director, Instituto de Microcirugia Ocular de Barcelona, speaking in a videoconferencing from Barcelona, Spain, gave an ‘Update in surgical treatment of proliferative diabetic retinopathy’, while Prof Brien A Holden of the Institute for Eye Research, University of New South Wales, Sydney, Australia, spoke on ‘Myopia’.

With the establishment of C-TRACER, the Champalimaud Foundation will work towards the prevention, treatment and eradication of vision-related illness in India and some other parts of the world.

Research scholars at the Prof Brien Holden Eye Research Centre

Kallam Anji Reddy Molecular Genetics Laboratory
Hardeep Pal Singh, Maithili D V N, Neeraja Sharma Cherukupalli, Vidya Latha Parsam, Surya Prakash Goud Ponnamp, Rachna Shukla, K Nageswara Rao, B Mounika, Rachana Akula, Srinivasa Rao Sripathi, Saritha Katta, Ganeswara Rao, M Gayathri, Sonika Rathi, Srujana Nagireddy, Nishika Sahini

Ophthalmic Pathology Laboratory
Guru Prasad Manderwad

Sudhakar & Sreekanth Ravi Stem Cell Biology Laboratory

Purushotham Reddy, Naresh Polisetti, Murali Mohan Sagar, Shubha Tiwari, Subhash Gaddipati, Savitri Maddileti, Subba Rao M, Rohini Nair, Vasundhara Vauhini, Mangalangi U

Research Biochemistry Laboratory
Venkata Pulla Rao, Madhavi Latha Chalasani

Jhaveri Microbiology Centre
Praveen Kumar Balne, Sanyasi Rao

LVPEI, Bhubaneswar

Ocular Microbiology Service
Sarita Kar

PhDs awarded in 2009

Madhavi Latha Chalasani (University of Hyderabad)
Kalyana Chakravarthi (University of Hyderabad)
Hardeep Pal Singh (Birla Institute of Technology & Science, Pilani)

Hyderabad Eye Research Foundation

Ethics Committee

Chair

Justice T N C Rangarajan
Former Judge, High Courts of Madras and Andhra Pradesh
Hyderabad

Member Secretary

Dr Ajit Babu Majji
Ophthalmologist, L V Prasad Eye Institute
Hyderabad

Members

Dr Geeta K Vemuganti
Scientist, L V Prasad Eye Institute
Hyderabad

Dr Subhabrata Chakrabarti
Scientist, L V Prasad Eye Institute
Hyderabad

Dr Usha Raman
Consultant, Communications, L V Prasad Eye Institute
Hyderabad

Ms Gayathri Ramachandran
Retired IAS officer
Hyderabad

Dr Madhukar Reddy
Ophthalmologist, Drishti Eye Clinic
Hyderabad

Dr Nuzhat Aziz
Obstetrician, Fernandez Hospital Pvt Ltd
Hyderabad

Dr Roy Verghese
Consultant physician, Elbit Diagnostics
Hyderabad

Research Advisory Board

Prof Dipankar Chatterji
Molecular Biophysics Unit
Indian Institute of Science, Bangalore

Dr Alka Sharma
Joint Director, Department of Biotechnology
New Delhi

Dr Anuradha Lohia
CEO, Wellcome Trust – DBT India Alliance
Hyderabad

Dr Ch Mohan Rao
Director, Centre for Cellular & Molecular Biology
Hyderabad

Dr Seyed E Hasnain
Vice Chancellor, University of Hyderabad
Hyderabad

Lt Gen D Raghunath
Principal Executive
Sir Dorabji Tata Centre for Research in Tropical Medicine
Indian Institute of Science Campus, Bangalore

Dr Ghanshyam Swarup
Scientist, Centre for Cellular & Molecular Biology
Hyderabad

Prof D Balasubramanian
Director of Research, L V Prasad Eye Institute
Hyderabad

Research Projects

Kallam Anji Reddy Molecular Genetics Laboratory and Champalimaud Translational Centre for Eye Research (C-TRACER)

Genetic evaluation of factor B and complement component C2 in the susceptibility to age related macular degeneration

Investigators: Inderjeet Kaur, Rajeev K Reddy, Saritha Katta, Raja Narayanan, Annie Mathai, Ajit B Majji, Subhabrata Chakrabarti

Support: Department of Science and Technology, India

Age related macular degeneration (AMD) has been implicated to multiple variations in several complement factor genes. Factor B (CFB) and component C2 genes are located in the major histocompatibility complex class III region (6p21) and are found to be expressed in the neural retina, retinal pigment epithelium (RPE) and choroids. Our study results have indicated that SNPs in C2 and CFB gene appear to confer significant protection to AMD in India. Also, we found a potential risk haplotype within an extended region of CFH (without Y402H) with AMD susceptibility in the Indian cohort.

Establishing a “risk assessment chip” for the eye disease age related macular degeneration

Investigators: Subhabrata Chakrabarti, Raja Narayanan, Rajeev K Reddy, Inderjeet Kaur, Paul N Baird,¹ Robyn H Gyner¹

Support: Indo-Australia Biotechnology Fund, Department of Biotechnology, India

AMD is the most frequent cause of blindness in Australia and has been recognized as an increasingly major cause of blindness in India. AMD is now known to have strong genetic as well as environmental risk factors, the latter including smoking, diet, inflammatory factors and vascular parameters. Discovery of the CFH gene and other susceptibility genes have led to a renewed push to identify those gene variants as well as explore gene-environmental interactions associated with the disease. This project seeks to identify variants through genome-wide association study (GWAS) using high density SNP and copy number microarray that would accurately identify disease risk across different ethnic groups in Australia and India. The outcomes would help to offer targeted treatment options to the susceptible patients thereby improving their quality of life and reducing the burden of AMD in the wider community.

Genetic and phenotypic comparison of primary congenital glaucoma in India and Brazil

Investigators: Subhabrata Chakrabarti, Anil K Mandal, Ivan M Tavares,² Jose P C Vasconcellos,³ Monica Mello³

Support: Department of Science and Technology, India (Indo-Brazil collaborative program)

Primary congenital glaucoma (PCG) results in an irreversible blindness in children and is largely attributed to mutations in the *CYP11B1* gene. While the estimates of mutation frequencies vary widely across populations, there are subtle commonalities with respect to the prevalent mutation among different populations on a uniform haplotype background as evidenced from the mutation spectrum among PCG patients from Brazil and India. The present study would try to unravel the similarities and dissimilarities in the genetic basis of PCG among the Brazilian and Indian patients and understand the origin and migration of the mutations across these populations.

Central India eye & medical study

Investigators: Subhabrata Chakrabarti, Jonas Jost,⁴ Vinay Nangia,⁵ Inderjeet Kaur

Support: University of Heidelberg, Germany

The Central India Eye and Medical Diseases (CIEMS) is a large population study in a rural central Indian region (Nagpur) on 5000 individuals above 40 years of age. This study aims to understand the prevalence of various eye and other systemic diseases in this population. As part of this study, we would characterize the genetic risk factors in this population for the prevalent eye diseases based on whole genome and candidate gene screening, genotype-phenotype correlation and gene-environment interactions.

Genetic comparison of primary congenital glaucoma in India and Tunisia – Understanding the possible founder effects

Investigators: Subhabrata Chakrabarti, Anil K Mandal, Guemira Fethi,⁶ E A Mhd Ali,⁷ Douik Hayet,⁷ G Abderraouf,⁸ Harzallah Latifa,⁸ Bouassida Jihene⁸

Support: Department of Science and Technology, India (Indo-Tunisia collaborative program)

Primary congenital glaucoma (PCG) attributed to mutations in the *CYP11B1* gene affects different populations worldwide. These mutations exhibit a strong geographical clustering based on a uniform haplotype background as evidenced from the mutation spectrum among PCG patients in Morocco, Saudi Arabia and India. So far, there are no reports on the genetics of PCG in Tunisia. The present study would try to unravel the similarities and dissimilarities in the genetic basis of PCG in Tunisian and Indian patients and understand the origin and migration of common mutations across these two populations.

¹Centre for Eye Research Australia (CERA), University of Melbourne, Australia ♦ ²Vision Institute, Federal University of Sao Paulo, Brazil ♦ ³Campinas State University, Sao Paulo, Brazil ♦ ⁴Department of Ophthalmology, University of Heidelberg, Mannheim, Germany ♦ ⁵Suraj Eye Institute, Nagpur, India ♦ ⁶Institut Salah Azaiz, Tunis, Tunisia ♦ ⁷Service d'Ophthalmologie, Habib Thameur Hospital, Tunis, Tunisia ♦ ⁸Service de Biologie Clinique, Institut Salah Azaiz, Tunis, Tunisia

Developing a global blueprint for zero PCG: Understanding the molecular basis of PCG

Investigators: Subhabrata Chakrabarti, Partha P Majumder,¹ Luba Kalaydjieva,² Inderjeet Kaur, Anil K Mandal, K Narayanasamy,³ Jamie Craig,⁴ Ivailo Tournev,⁵ Silvia Cherninkova⁵

Support: Indo-Australia Biotechnology Fund, Department of Biotechnology, India

In continuation to the ongoing genetics work in PCG, the present study is based on identifying the n characterized genes in PCG through the model of human evolution. The premise is based on the background of the evolution and migration of gypsies from India. The cohort comprises an isolated population (gypsies) derived from an ancestral population (Indian), which was founded in the recent timescale of evolution, as a result of which it would have undergone a minimum number of genetic recombinations. Gypsy patients exhibit 20% *CYP11B* mutations in PCG, while it is around 40% for Indian patients. The study employs a GWAS in PCG cases and controls in both the cohorts using the 1.8 million SNP Affymetrix array. We plan to derive the regions of shared haplotypes across the genomes and identify the conserved regions between these two groups, which would harbor mutations in gene(s) causing PCG.

Genetics of retinal dystrophies

Investigators: Chitra Kannabiran, Hardeep Singh, Rachna Shukla, Subhadra Jalali, R Narayanan

Support: Champalimaud Foundation, Portugal, Department of Biotechnology, India

Retinal dystrophies are degenerative disorders of the retinal photoreceptors resulting in irreversible blindness. They are caused by single gene defects and are extremely heterogeneous in genetic causation. We are studying the genetics of different types of dystrophies including congenital (LCA) and later-onset forms. Mapping and candidate gene screening have led to identification of novel mutations in genes for autosomal recessive retinal dystrophy in a few families. Screening of candidate genes in Lebers congenital amaurosis (LCA) is being done to determine the major causes of LCA in the Indian population.

Novel causes of congenital hereditary cataract

Investigators: Chitra Kannabiran, Surya Prakash G Ponnamp, Ramesh Kekunnaya, Jyoti Matalia, Sushma Tejwani, BSR Murthy.

Support: Council of Scientific and Industrial Research, India

Collaborators: Ghanshyam Swarup,⁶ Linda Musil⁷

Congenital hereditary cataracts occur in infants and children and are inherited as single gene defects commonly through autosomal dominant and recessive modes of inheritance. We carried out a genetic screen of several known genes for hereditary cataract in several families with autosomal forms of cataract. Interesting pathogenic mutations were found in gap junction and lens membrane protein genes. These are being studied further using molecular and cell biologic approaches for changes in the properties of the protein to understand the basis for cataract.

Characterization of the *SLC4A11* gene responsible for corneal endothelial dystrophy

Investigators: Chitra Kannabiran, Neerja Sharma

Support: Champalimaud Foundation, Portugal

Our previous studies involved mapping and identification of the causative gene for the recessive form of congenital hereditary endothelial dystrophy (CHED), a disease involving corneal opacities in infants and young children. The gene identified by ourselves and others was the sodium bicarbonate transporter-related gene, *SLC4A11*. We are studying the wild type and mutant proteins (found in CHED patients) encoded by this gene in order to understand its properties and its pathogenic basis using suitable experimental systems.

Genetics of Retinoblastoma

Investigators: Chitra Kannabiran, Vidya Parsam, Md Javed Ali, Santosh Honavar, Geeta Vemuganti

Support: Champalimaud Foundation, Portugal

Retinoblastoma is an intraocular malignancy involving the retinal precursor cells and affects children below the age of 5 yrs. It is caused by mutations in the *RBI* gene. We developed an effective screening protocol for retinoblastoma using patients' genomic DNA, that can potentially identify the oncogenic mutation in >80% of patients. We have also performed analysis of the *RBI* mRNA in patients to further detect changes that were not detectable in DNA analysis.

¹Indian Statistical Institute, Kolkata ♦ ²University of Western Australia, Perth, Australia ♦ ³The Centre for Genomic Applications, New Delhi ♦ ⁴Department of Ophthalmology, Flinders University, Australia ♦ ⁵Medical University, Sofia, Bulgaria ♦ ⁶Centre for Cellular and Molecular Biology, Hyderabad, India ♦ ⁷Oregon Health and Science University, Portland, Oregon, USA

Jhaveri Microbiology Centre

Loop-mediated isothermal amplification method for the diagnosis of viral retinitis caused by Herpes Simplex, Varicella Zoster and Cytomegalo Viruses

Investigators: G Ashok Kumar Reddy, B Praveen Kumar, Inderjeet Kaur, Rajeev Kumar Reddy, Annie Mathai

Support: Department of Science and Technology, India

This project aims at developing a novel nucleic acid amplification method called loop-mediated isothermal amplification (LAMP) for the diagnosis of viral retinitis, caused by Herpes Simplex, Varicella Zoster and Cytomegalo Viruses. The most significant advantage of LAMP is the ability to amplify specific sequences of DNA under isothermal conditions between 63°C and 65°C, thereby obviating the need for a thermal cycler. Detection of the amplification is achieved simply by a change of color with the addition of SYBER green dye.

Molecular characterization of nonsporulating filamentous fungi isolated from microbial keratitis

Investigators: G Ashok Kumar Reddy, Prashant Garg, Usha Gopinathan, Chitra Kannabiran

Support: Council of Scientific & Industrial Research, India

Microbial keratitis remains a leading cause of blindness worldwide. Among severe infective forms of keratitis, fungal keratitis is the most common in many developing countries like China, India, Ghana and Nepal. More than 105 species of fungi, classified in 56 genera, have been reported to cause mycotic keratitis. Of the different filamentous fungi isolated from mycotic keratitis there were a significant number of unidentified fungi due to lack of sporulation. Accurate identification of these fungi is essential for the selection of appropriate antifungal drugs for treating these infections. The aims of the study are to assess the species distribution of nonsporulating molds isolated from patients with mycotic keratitis by molecular methods and to study the treatment outcome of keratitis caused by nonsporulating molds.

Sudhakar & Sreekanth Ravi Stem Cell Biology Laboratory and Champalimaud Translational Centre for Eye Research (C-TRACER)

Cultivation and characterization of human lacrimal gland cells for potential clinical application for post radiotherapy xerophthalmia

Investigators: Geeta K Vemuganti, Santosh G Honavar, Vijay Anand P Reddy¹

Support: International Atomic Energy Agency, Austria

Dry eye condition due to failure or improper tear fluid secretion by lachrymal glands is a serious problem in patients undergoing radiation treatment for ocular tumors. With the aim of providing cell therapy for treating lacrimal gland dysfunction, our group has initiated work on culturing lacrimal gland cells using tissues that were harvested from patients undergoing exenteration. The preliminary results show that the lacrimal gland epithelial cells (LGEC) can be isolated from the source tissues by using a collagenase and hyaluronidase enzyme cocktail and can be cultured on denuded human amniotic membrane, matrigel and collagen. Further characterization of the cultured cells is in progress.

Evaluation and characterization of cancer stem cells in retinoblastoma tumor

Investigators: Geeta K Vemuganti, Santosh G Honavar, Chitra Kannabiran

Support: Indian Council of Medical Research, India

It is believed that a tumor tissue originates from a mutated stem cell and these stem-like cancer cells could influence disease prognosis and response to therapy.

This study attempts to identify stem-like cells present in retinoblastoma tumors by characterizing different sub-populations of cells based on their light scatter properties and differential marker expression by FACS analysis. Our results indicate the presence of two different cell types in Rb tumors. The small cells designated as FSC_{low}/SSC_{low} were positive for CD44 and negative for CD133, CXCR4 and CD90 and the large cells designated as FSC_{high}/SSC_{low} were positive for all the above markers. RT-PCR analysis revealed that the sorted FSC_{low}/SSC_{low} cells expressed high levels of retinal progenitor markers PROX1 and Syntaxin IA and therefore could represent the stem-like cells of Rb tumors.

An advanced surface for the cell therapy of limbal epithelium for ocular surface disease: Proof of concept and clinical trials

Investigators: Virender S Sangwan, Indumathi M

Support: Department of Biotechnology, India (Indo-Australian collaborative program)

This project aims to produce surface modified therapeutic contact lenses for in vitro culture and delivery of limbal epithelial cells for the treatment of ocular surface diseases. The project also includes a 'proof of concept' clinical trial in order to establish the safety and efficacy of this technique in comparison to the established technique of corneal epithelial transplantation using the human amniotic membrane (hAM) as a culture substrate. The plasma polymer coating technique allows exact control

¹Consultant, Ocular Oncology, Apollo Hospitals, Hyderabad

over the film thickness and with an appropriate chemistry; we anticipate that this technique would offer a better alternative to hAM for culturing limbal epithelial cells and their subsequent delivery on to the corneal surface.

Generation of disease specific induced pluripotent stem cells from dermal fibroblasts of patients with retinal dystrophy

Investigators: Indumathi M, Chitra Kannabiran, Subhadra Jalali, Milind Naik

Support: Department of Biotechnology, India

Retinal dystrophy is a genetic disorder and also an age related disease resulting in gradual degeneration of the photoreceptors and the RPE cells. Therefore, cell replacement therapy offers a great promise in treating such diseases. However, an adult human retina does not harbour any stem cells to regenerate the lost cells. This has initiated a search for suitable cell sources that can give rise to the retinal cells. Recently, it was shown that adult somatic cells can be reprogrammed to ES-like cells by ectopic expression of some of the genes implicated in stemness and pluripotency. These cells were christened as induced pluripotent stem cells (iPSCs). Our group has initiated basic research towards exploring the feasibility of using iPS cells generated from adult dermal fibroblast as a stem cell source for deriving retinal cells.

A study of unilateral retinoblastoma with and without histopathologic high-risk features and the role of adjuvant chemotherapy – a groupwise phase 3 study

Investigators: Santosh G Honavar, Geeta K Vemuganti

Support: National Childhood Cancer Foundation, USA

The objectives of the study are:

- To prospectively determine the prevalence of high-risk histopathologic features such as choroidal involvement, optic nerve invasion, scleral and anterior segment involvement in patients with unilateral retinoblastomas who had undergone enucleation;
- To demonstrate that patients without certain high-risk features can be successfully treated with enucleation alone by estimating the event-free survival (EFS) and

overall survival (S) where an event is defined as the occurrence of extraocular or metastatic disease;

- To estimate the event-free survival (EFS) and overall survival (S) in patients with specific high-risk features who are uniformly treated with adjuvant chemotherapy where an event is defined as the occurrence of extraocular or metastatic disease; and
- To estimate the incidence of toxicities associated with the proposed adjuvant chemotherapy.

Expected outcomes: The event-free survival and overall survival distributions will be estimated for patients with high risk features (treated with adjuvant chemotherapy) and separately for subjects without high risk features (treated with enucleation alone). Toxicities associated with the adjuvant therapy for patients with high risk features will be descriptively summarized. The study is still in the active recruitment phase.

Indian Council of Medical Research National Retinoblastoma Registry

Investigators: Santosh G Honavar, P M Fairouz

Support: Indian Council of Medical Research, India

The objectives of the proposal are to develop a reliable database on retinoblastoma, record the magnitude of the problem, assess the efficacy of the treatment protocol and remission status and study the mortality rate.

The project is being done in a prospective fashion. All new patients diagnosed with retinoblastoma from April 1, 2009, are being registered. Details of the patients are recorded manually by a research fellow in the proforma designed by ICMR. Then a data entry operator enters the data in a web page. The data is updated and edited periodically.

Applied value of the project: The project will enable researchers and clinicians to understand retinoblastoma and its clinical presentation in the Indian scenario, which is different from that in western literature. The data collected at the end of one year across the country will open up new avenues for research, while increasing awareness about any shortcomings in the diagnosis and management of retinoblastoma, thus helping in salvaging more eyes.

Research in Biochemistry

Study of the role of vitreous liquefaction in age-related nuclear cataract

Investigators: D Balasubramanian, Pravin V Krishna

Support: Department of Biotechnology, India (US-India collaborative eye research program)

This is the Indian component of a US-India collaborative study, The US part is being done by Dr David Beebe's group. The goal of this collaborative study is to determine whether nuclear cataracts are associated with increased degeneration of the vitreous body in Indian patients, as they are in patients from the US. At the same time, this

study will establish whether or not the brunescence nuclear cataracts, as found in India, have a similar association with the degeneration of the vitreous body. Degeneration of the vitreous body of the eye is a major risk factor for nuclear cataracts. These findings are consistent with the well-known association between the loss of vitreous structure during vitrectomy and nuclear cataracts, and indicates that the gel structure of the vitreous body protects the lens from nuclear cataracts. These studies are being conducted using essentially the same methods as in Harocopos et al. 2004, with some improvements in instrumentation.

Program support on translational research on eye diseases

Investigators: D Balasubramnian, Chitra Kannabiran, Geeta K Vemuganti, Subhabrata Chakrabarti, Inderjeet Kaur

Support: Department of Biotechnology, India (Program support grant)

India has about 15 million people who are blind. Of these, about 10 million are cataract blind, about 1.2 million are blind due to uncorrected refractive errors, and another 1.0 million due to infection of the eye. All these are easily managed through effective national level programs since, in each of these cases, ready and effective solutions are available, and no new research is needed. But the rest of the blindness burden is due to corneal dystrophies, glaucoma, retinal disorders and inherited problems. In these instances, basic research and its application and translation are badly needed. Fortunately, the status of research in these areas in India is of the same level and quality as elsewhere, and the connection between basic researchers and clinicians is good and mutually productive, particularly in ophthalmology. We need to take advantage of this combination and hence the need for translational research on eye diseases.

The program has the following R&D projects:

Focal Theme 1: Stem Cell Biology and Therapy

Project A: Establishment of a centre for translational research in stem cells

Focal Theme 2: Molecular Genetics of Ocular Diseases

Project B: Translational research in the genetics of retinal diseases

Project C: Molecular genetic study of retinopathy of prematurity

Project D: Identifying candidate genes associated with raised intraocular pressure in primary open angle glaucoma

Project E: Molecular phenotyping of genetic mutations leading to eye disorders – functional studies on the disorder-associated proteins

Functional analysis of the glaucoma-associated protein optineurin

Investigators: D Balasubramanian, Subhabrata Chakrabarti, Ghanshyam Swarup

Support: Department of Biotechnology, India

Optineurin is a multifunctional protein involved in several functions such as vesicular trafficking from the Golgi to the plasma membrane, NF- κ B regulation, signal transduction and gene expression. Mutations in optineurin are associated with glaucoma, a neurodegenerative eye disease that causes blindness. Genetic evidence suggests that the E50 K (Glu50Lys) is a dominant disease-causing mutation of optineurin. However, functional alterations caused by mutations in optineurin are not known. Earlier, we had shown that the mutant E50K induces retinal ganglion cell

death through oxidative and apoptotic mechanisms. In an effort to understand the cell biology of the process, we have analyzed the role of optineurin in endocytic recycling and the effect of E50K mutant on this process.

During the year, we have been able to show that siRNA-mediated knockdown of optineurin impairs trafficking of transferrin receptor to the juxtannuclear region. A point mutation (D474N) in the ubiquitin-binding domain abrogates localization of optineurin to the recycling endosomes and interaction with transferrin receptor. Our results suggest that optineurin regulates endocytic trafficking of transferrin receptor to the juxtannuclear region. The E50K mutant impairs trafficking at the recycling endosomes due to altered interactions with Rab8 and transferrin receptor. These results have implications for the pathogenesis of glaucoma caused by the E50K mutation because endocytic recycling is vital for maintaining cellular homeostasis.

Structural basis and physiological consequences of congenital nuclear cataracts in humans, associated with mutations in human gamma-D-crystallin

Investigators: D Balasubramanian, Prof N Srinivasan¹

Support: Department of Biotechnology, India (Program support grant)

Many human congenital cataracts arise from mutations in the lens proteins, crystallins. We focus on human gamma-D-crystallin, particularly because over 16 mutations are known here, and they neatly group into one group that leads to cortical, peripheral and similar cataracts, which are associated with mutations in the N-terminal domain (N-tD) of the molecule, and the second groups where mutations are in the C-terminal domain (CtD), which are associated with nuclear cataracts. Of the two types of cataracts (nuclear and peripheral), nuclear cataract blocks the central vision of the infant, causing impairment of the development of the eye and the visual system of the growing child, thus requiring the earliest possible intervention.

The questions we ask are: what is the structural rationale behind this interesting dichotomy of N-tD mutants leading to peripheral and C-tD mutants nuclear cataracts, and what are its functional and physiological consequences? Gamma crystallins are known to have two biochemical functions. One is their ability to bind to and sequester calcium ions, and thus inhibit free Ca ions from initiating protein and nucleic acid degradation in situ. The other is to induce the production and release of the growth factor called ciliary neurotrophic factor or CN TF, an important development-relevant factor in the eye. We thus cloned, expressed and isolated pure wild type human gamma-D-crystallin and its N-tD mutant P23T, and C-tD mutants E107A, R140X and W157X, and compared their solution state conformations (secondary and tertiary structures) and their Ca ion binding abilities. We have also done extensive in silico modeling of these proteins,

¹Indian Institute of Science, Bangalore

and assessed their aggregational properties in vitro and also in situ in lens epithelial cells.

We find a clear distinction between the properties of the N-tD mutant and the C-tD mutants. While the N-tD maintains the chain conformation of the wild type, and also binds Ca ions just as well as the wild type, each one of

the C-tD mutant is seen to lose its chain order (the 'greek key' motif) in the C-terminal domain. This causes the C-tD mutants to form light-scattering aggregate particles, and also to lose the Ca binding ability. We are currently studying their relative abilities to induce CN TF.

Ocular Microbiology Service, LVPEI, Bhubaneswar

Ocular infections caused by *Staphylococcus* species: Study of clinico-microbiologic features, virulence markers and genome profile

Investigators: Savitri Sharma, DV Singh¹

Support: Department of Science and Technology, India

Staphylococci are normal flora in the conjunctiva and at the same cause a variety of eye infections. This project aims to determine the clinical profile of various ocular infections caused by different species of *Staphylococcus*, identify *Staphylococcus* species causing ocular infections by phenotypic methods, determine antibiotic susceptibility of the clinical isolates of staphylococci from ocular infections

and normal eyes, determine virulence factors of the clinical isolates of staphylococci from ocular infections and from normal eyes, perform genetic profiling of methicillin sensitive and resistant *Staphylococcus* species and compare clinical, phenotypic and genotypic features of methicillin sensitive and resistant *Staphylococcus* species. Sixty staphylococcal isolates from clinical samples and 35 isolates from normal individuals have been characterized phenotypically using ATB system and their antibiotic susceptibility has been tested by minimum inhibitory concentration of number of antibiotics. Currently, the isolates are being tested for the presence of *mecA* gene that determines methicillin resistance.

¹Institute of Life Sciences, Bhubaneswar

Basic Research Projects

Name of the Project	Project Investigators	Supported by	Duration
Genetic evaluation of factor B and complement component C2 in the susceptibility to age related macular degeneration	Dr Inderjeet Kaur	Department of Science & Technology, India	2007-2010
Program support on translational research on eye diseases	Project A: Dr Geeta K Vemuganti Project B: Dr Chitra Kannabiran Project C: Dr Inderjeet Kaur Project D: Dr Subhabrata Chakrabarti Project E: Prof D Balasubramanian	Department of Biotechnology, India	2007-2012
Establishing a “risk assessment chip” for the eye disease age-related macular degeneration	Dr Subhabrata Chakrabarti Dr Inderjeet Kaur Dr Paul N Baird ¹	Department of Biotechnology, India	2007-2010
Novel causes of congenital hereditary cataract	Dr Chitra Kannabiran	Council of Scientific & Industrial Research, India	2007-2010
Loop mediated isothermal amplification method for the diagnosis of viral retinitis caused by herpes simplex varicella zoster and cytomegalo viruses	Dr Ashok Kumar Reddy	Department of Science & Technology, India	2008-2011
Cultivation and characterization of human lacrimal gland cells for potential clinical application for post radiotherapy xerophthalmia	Dr Geeta K Vemuganti Dr Santosh G Honavar Dr Vijay Anand P Reddy ²	International Atomic Energy Agency, Austria	2008-2012
Study of the role of vitreous liquefaction in age-related nuclear cataract	Prof D Balasubramanian Dr Pravin V Krishna	Department of Biotechnology, India	2009-2011
An advanced surface for the cell therapy of limbal epithelium for ocular surface disease: Proof of concept and clinical trials	Dr Virender S Sangwan Dr Indumathi Mariappan	Department of Biotechnology, India	2009-2012
Developing a global blueprint for zero PCG	Dr Subhabrata Chakrabarti Prof Partha P Majumdar ³ Prof Luba Kalaydjieva ⁴	Department of Biotechnology, India	2008-2011
Molecular characterization of nonsporulating filamentous fungi isolated from microbial keratitis	Dr Ashok Kumar Reddy	Council of Scientific & Industrial Research, India	2009-2012
Evaluation and characterization of cancer stem cells in retinoblastoma tumor	Dr Geeta K Vemuganti	Indian Council of Medical Research, India	2009-2010
Genetic and phenotypic comparison of primary congenital glaucoma in India and Brazil	Dr Subhabrata Chakrabarti Dr Ivan M Tavares ⁵ Dr Monica Mello ⁶	Department of Science & Technology, India	2009-2011
Central India Eye & Medical Study	Dr Subhabrata Chakrabarti Dr Jonas Jost ⁷	University of Heidelberg, Germany	2009 onwards
Genetic comparison of primary congenital glaucoma in India and Tunisia – understanding the possible founder effects	Dr Subhabrata Chakrabarti Prof G Fethi ⁸	Department of Science & Technology, India	2009-2011
Generation of disease specific induced pluripotent stem cells from dermal fibroblasts of patients with retinal dystrophy	Dr Indumathi Mariappan	Department of Biotechnology, India	2009-2011
Ocular infections caused by Staphylococcus species: Study of clinico-microbiologic features, virulence markers and genome profile	Dr Savitri Sharma Dr DV Singh ⁹	Department of Science & Technology, India	2009-2012
Phenotypic & genotypic characterization of limbal stem cells, cultivated limbal epithelial cells and persistence of these characteristics after clinical transplantation	Dr Geeta K Vemuganti Dr Virender S Sangwan Prof D Balasubramanian	Department of Biotechnology, India	2006-2009
Molecular mechanisms of pathogenesis of glaucoma caused by mutations in optineurin	Prof D Balasubramanian Dr Ghanshyam Swarup ¹⁰ Dr Subhabrata Chakrabarti	Department of Biotechnology, India	2009-2012
Characterization of cultivated oral mucosal epithelial cells and its application for reconstructing the ocular surface in patients with severe ocular surface disease	Dr Geeta K Vemuganti Dr Santosh G Honavar Dr Virender S Sangwan	Department of Biotechnology, India	2007-2009

[Operations Research (community eye care) table in ICARE section, page 49]

¹Centre for Eye Research Australia (CERA), University of Melbourne, Australia ♦ ²Consultant, Ocular Oncology, Apollo Hospitals, Hyderabad
³Indian Statistical Institute, Kolkata ♦ ⁴University of Western Australia, Perth, Australia ♦ ⁵Vision Institute, Federal University of Sao Paulo, Brazil
⁶Campinas State University, Sao Paulo, Brazil ♦ ⁷Department of Ophthalmology, University of Heidelberg, Mannheim, Germany ♦ ⁸Institut Salah Azaiz, Tunis, Tunisia ♦ ⁹Institute of Life Sciences, Bhubaneswar ♦ ¹⁰Centre for Cellular and Molecular Biology, Hyderabad

Clinical research projects

Name of the Project	Project Investigators	Supported by	Duration
A randomised double-masked active controlled phase 3 study of the efficacy, safety and tolerability of repeated doses of intravitreal VEGF trap-eye in subjects with neovascular age related macular degeneration (AMD) VEGF TRAP study	Dr Raja Narayanan	Bayer HealthCare, Germany	2008-2011
The treatment of fungal corneal ulcer with Povidone - Iodine 1.25% ophthalmic solution. A comparative clinical trial	Dr Prashant Garg Dr Savitri Sharma	University of California, Los Angeles, USA	2008 onwards (Hyderabad and Bhubaneswar campuses)
Comparative, randomized, open trial on the anti-inflammatory efficacy of diclofenac released from an intra ocular lens versus administration of 0.1% diclofenac eye-drops in the prevention of post operative inflammatory manifestations after cataract surgery. – Ancillary study: 1 year follow-up of the safety	Dr Virender S Sangwan	IOL Tech Carl Zeiss MediTec, France	2006-2011
A retrospective analysis of long-term outcome of primary angle closure glaucoma patients treated with peripheral iridotomy	Dr Sirisha Senthil	Pfizer, USA	2009-2011
Micro current stimulation for retinitis pigmentosa 650 device pilot study	Dr Subhadra Jalali	ScyFix, USA	2007-2010
A phase 2/3 randomised, controlled double-masked multi-center comparative trial in parallel groups to compare the safety and efficacy of intravitreal injections of 0.3 mg pegaptanib sodium (Macugen) given as often as every 6 weeks for 2 years, to sham injections in subjects with Diabetic Macular Edema (DME) involving the center of the macula	Dr Subhadra Jalali	Pfizer, USA	2006-2012
A multi-center, placebo-controlled, randomized, parallel group dose-ranging study to assess the efficacy and safety of LX201 for prevention of corneal allograft rejection episodes and graft failure following penetrating keratoplasty with LX201 implantation in subjects who are at increased immunological risk.	Dr Virender S Sangwan	LUX Biosciences, USA	2008-2010
A multi-center, placebo-controlled, randomized, parallel group dose-ranging study to assess the efficacy and safety of LX201 for prevention of corneal allograft rejection episodes and graft failure following penetrating keratoplasty with LX201 implantation in subjects who have experienced one or more rejection episodes following penetrating keratoplasty	Dr Virender S Sangwan	LUX Biosciences, USA	2008-2010
Protein Kinase C β Inhibitor -- reduction in the occurrence of center-threatening diabetic macular edema. B7A-MC-MBDL	Dr Subhadra Jalali	Eli Lilly, India	2005-2010
Posurdex study for DME	Dr Ajit Babu Majji	Allergan, USA	2006-2009
Posurdex study for RVO	Dr Annie Mathai	Allergan, USA	2006-2009
Posurdex study for intermediate uveitis	Dr Virender S Sangwan	Allergan, USA	2006-2009
LUMINATE uveitis study (LX211-01-UV)	Dr Somasheila Murthy Dr Soumyava Basu	LUX Biosciences, USA	2007-2009 (Hyderabad and Bhubaneswar campuses)
LUMINATE uveitis study (LX211-02-UV)	Dr Somasheila Murthy Dr Soumyava Basu	LUX Biosciences, USA	2007-2009 (Hyderabad and Bhubaneswar campuses)
LUMINATE uveitis study (LX211-03-UV)	Dr Somasheila Murthy Dr Soumyava Basu	LUX Biosciences, USA	2007-2009 (Hyderabad and Bhubaneswar campuses)
A phase 3 safety and efficacy study of vitreosolve for ophthalmic intravitreal injection for inducing posterior vitreous detachment in retinopathy subjects	Dr Ajit Babu Majji Dr Taraprasad Das	Vitreo Retinal Agencies, USA	2008-2010 (Hyderabad and Bhubaneswar campuses)
Comparison of postoperative refractive outcomes after calculation of IOL power using the IOL master and ultrasound biometry	Dr Sujata Das	Hyderabad Eye Research Foundation, India	2009 onwards
A phase II prospective, randomised, multi-center, diabetic vascular edema dose ranging, comparator study evaluating the efficacy and safety of PF-04523655 versus laser therapy (DEGAS)	Dr Soumyava Basu	Pfizer, USA	2009 onwards
A 6-day, phase 3, multicenter, randomised, double-masked, parallel study to compare the safety and efficacy of Gatifloxacin 0.5% ophthalmic solution BD with that of vehicle in the treatment of acute bacterial conjunctivitis	Dr Prashant Garg	Allergan, USA	2008-2009
A study of unilateral retinoblastoma with and without histopathologic high-risk features and the role of adjuvant chemotherapy – a groupwise phase III study	Dr Santosh G Honavar	National Childhood Cancer Foundation, USA	2009-2011
A phase 3 prospective, randomized, double-masked, 12-week parallel group study evaluating the efficacy and safety of Latanoprost and Timolol in paediatric subjects with glaucoma	Dr Anil K Mandal	Pfizer, USA	2009 (3 months study)
Indian Council of Medical Research National Retinoblastoma Registry	Dr Santosh G Honavar Dr P M Fairooz	Indian Council of Medical Research, India	2009 onwards

Publications

1. Agarwal RV, **Murthy S, Sangwan VS**, Biswas J. Current approach in diagnosis and management of anterior uveitis. *Ind J Ophthalmol* 2010; 58: 11-9
2. **Balla MMS, Vemuganti GK, Kannabiran C, Honavar SG, Murthy R**. Phenotypic characterization of retinoblastoma for the presence of putative cancer stem-like cell markers by flow cytometry. *Invest Ophthalmol Vis Sci* 2009; 50: 1506-14
3. **Basu S, Das T**, Biswas G. Bilateral toxoplasma retinochoroiditis in a patient with chronic myeloid leukemia treated with imatinib mesylate. *Ocular Immunol Inflamm* 2010; 18: 64-5
4. **Basu S**. Hypertensive retinopathy. In *Ready Reckoner in Ophthalmology* ed by Ramamurthy D. AJR Medi Solutions, New Delhi, 2010; 407-8
5. **Bharadwaj SR**, Candy TR. Accommodative and vergence responses to conflicting blur and disparity stimuli during development. *J Vis* 2009; 9: 1-18
6. **Bhatia K, Narayanan R**. B scan ultrasonography to screen for retinal tears in acute symptomatic age-related posterior vitreous detachment. *Ophthalmology* 2009; 116: 2262-3
7. **Chakrabarti S**. Genetic variants of glaucoma. *International Glaucoma Review* 2009; 10: 114-5
8. **Chakrabarti S**. Novel myocilin mutations. *International Glaucoma Review* 2009; 10: 171
9. **Chakrabarti S**. WDR36 gene mutations. *International Glaucoma Review* 2009; 11: 2
10. **Chakrabarti S**. Clinical forms of glaucoma: LOXLI polymorphism and pseudoexfoliation in Chinese. *International Glaucoma Review* 2009; 11: 3
11. **Chalasan ML**, Swarup G, **Balasubramanian D**. Optineurin and its mutants: molecules associated with some forms of glaucoma. *Ophthalmic Research* 2009; 42: 176-84
12. **Chaurasia S, Muralidhar R, Garg P, Gopinathan U**. Donor corneal button related endophthalmitis after keratoplasty. *Clin Exp Ophthalmol* 2010; 38: 75-6
13. Cowden JW, **Garg P**, Filipiec M. A patient presents with corneal ulcer. What work up and treatment would you recommend? In *Curbside consultation in cornea and external disease: 49 clinical questions* ed by Price F W; Thorofare, NJ, Slack, 2010
14. **Das S, Honavar SG**, Dhepe N, **Naik MN**. Maternal skin allograft for cicatricial ectropion in congenital ichthyosis. *Ophthal Plast Reconst Surg* 2010; 26: 42-3
15. **Das T, Pathengay A**, Hussain N, Biswas J. Eales' disease: Diagnosis and management. *Eye* 2010; 24: 472-82
16. **Das T, Deshmukh HS, Mathai A, Reddy AK**. Stenotrophomonas maltophilia endogenous endophthalmitis: clinical presentation, sensitivity spectrum and management. *J Med Microbiol* 2009; 58: 837-8
17. **Das T, Padhi T, Sharma S**. Endophthalmitis management in India a decade and after the endophthalmitis vitrectomy study. *e Ophthalmology* 2010
18. **Das T**. Gene therapy in ocular disorders. In *Ready Reckoner in Ophthalmology* ed by Ramamurthy D. AJR Medi Solutions, New Delhi, 2010; 443-5
19. D'Britto V, **Tiwari S**, Purohit V, Wadgaonkar PP, Bhoraskar SV, Bhonde RR, Prasad BLV. Composites of plasma treated poly (etherimide) films with gold nanoparticles and lysine through layer by layer assembly: a "friendly rough" surface for cell adhesion and proliferation for tissue engineering applications. *J Materials Chem* 2009; 19: 544-50
20. **Garg P, Chaurasia S, Vaddavalli PK, Muralidhar R**, Mittal V, **Gopinathan U**. Microbial keratitis after LASIK. *J Refract Surg* 2009; 26: 209-16
21. **Garg P**. Pathogenesis of pterygium: role of Eph receptors and ligand ephrins. *Can J Ophthalmol* 2009; 44: 138-40
22. **Garg P**. Investigative modalities in infectious keratitis. *Ind J Ophthalmol* 2009; 57: 159
23. **Garudadri CS**. Pseudo-gonio synechia: an artifact on two-mirror gonioscopy. *Ind J Ophthalmol* 2010; 58: 59-60
24. Gokhale NS, **Vemuganti GK**. Diclofenac-induced acute corneal melt after collagen crosslinking for keratoconus. *Cornea* 2010; 29: 117-9
25. **Gopinathan U, Sharma S, Garg P, Rao GN**. Review of epidemiological features, microbiological diagnosis and treatment outcome of microbial keratitis: experience of over a decade. *Ind J Ophthalmol* 2009; 57: 273-9
26. **Gothwal VK**, Wright TA, Lamoureux EL, Pesudovs K. Using Rasch analysis to revisit the validity of the cataract TyPE spec instrument for measuring cataract surgery outcomes. *J Cataract Refract Surg* 2009; 35: 1509-17
27. **Gothwal VK**, Wright TA, Lamoureux EL, Pesudovs K. Visual activities questionnaire: assessment of subscale validity for cataract surgery outcomes. *J Cataract Refract Surg* 2009; 35: 1961-9

28. **Gothwal VK**, Pesudovs K, Wright T, McMonnies CW. McMonnies questionnaire: enhancing screening for dry eye syndrome using Rasch analysis. *Invest Ophthalmol Vis Sci* 2010; 51: 1401-7
29. **Gothwal VK**, Pesudovs K. Interactive, computer-based, self-reported, visual function questionnaire: the PalmPilot-VFQ. *Eye* 2009; 23: 1572-81
30. **Gothwal VK**, Wright TA, Lamoureux EL, Lundström M, Pesudovs K. Catquest questionnaire: re-validation in an Australian cataract population. *Clin Exp Ophthalmol* 2009; 37: 785-94
31. **Gothwal VK**, Wright TA, Lamoureux EL, Pesudovs K. Activities of daily vision scale: what do the subscales measure? *Invest Ophthalmol Vis Sci* 2010; 51: 694-700
32. **Gothwal VK**, Wright TA, Lamoureux EL, Pesudovs K. Cataract symptom scale: clarifying measurement. *Br J Ophthalmol* 2009; 93: 1652-6
33. **Gothwal VK**, Wright TA, Lamoureux EL, Pesudovs K. Cataract symptom score: Rasch re-validation. *Ophthalmic Epidemiol* 2009; 16: 296-303
34. **Gothwal VK**, Wright TA, Lamoureux EL, Pesudovs K. Guttman scale analysis of the distance vision scale. *Invest Ophthalmol Vis Sci* 2009; 50: 4496-501
35. **Gothwal VK**, Wright TA, Lamoureux EL, Pesudovs K. Rasch analysis of the quality of life and vision function questionnaire. *Optom Vis Sci* 2009; 86: E836-E844
36. **Gothwal VK**, Wright TA, Lamoureux EL, Pesudovs K. Rasch analysis of the visual function and quality of life questionnaires. *Optom Vis Sci* 2009; 86: 1160-8
37. **Gothwal VK**, Wright TA, Lamoureux EL, Pesudovs K. Validity of the adaptation to age-related vision loss scale in an Australian cataract population. *J Optom* 2009; 2: 142-7
38. **Gupta R, Vemuganti GK, Reddy VA, Honavar SG**. Histopathologic risk factors in retinoblastoma in India. *Arch Pathol Lab Med* 2009; 133: 1210-4
39. Haseeb A, Iliyas M, **Chakrabarti S**, Farooqui AA, Naik SR, Ghosh S, Suragani M, Ehtesham NZ. Single nucleotide polymorphisms in peroxisome proliferator-activated receptor and their association with plasma levels of resistin and metabolic syndrome in a South Indian population. *J Biosci* 2009; 34: 405-14
40. **Honavar SG**. Emerging options in the management of advanced intraocular retinoblastoma. *Br J Ophthalmol* 2009; 93: 848-9
41. Iyer G, **Pillai VS**, Srinivasan B, Guruswami S, Padmanabhan P. Mucous membrane grafting for lid margin keratinization in Stevens-Johnson syndrome: results. *Cornea* 2010; 29: 146-51
42. **Jalali S, Rani PK, Chhablani J**. Management of paediatric retinal detachments. In *Surgical techniques in ophthalmology retina and vitreous surgery* ed by Garg A and Alio JL; New Delhi, Jaypee-Highlights, 2010
43. **Jalali S**, Holder GE, Vedantham V. Understanding clinical visual electrophysiology. In *Ready Reckoner in Ophthalmology* ed by Ramamurthy D. AJR Medi Solutions, New Delhi, 2010; 396-400
44. **Kannabiran C**. Genetics of corneal endothelial dystrophies. *J Genet* 2009; 88: 487-94
45. **Katta S, Chakrabarti S, Kaur I**. The molecular genetic basis of age-related macular degeneration: an overview. *J Genet* 2009; 88: 425-49
46. **Katta S, Chakrabarti S, Kaur I, Hussain N**. Genetics of age related macular degeneration. In *Textbook of Vitreoretinal Diseases and Surgery* ed by Natarajan S and Hussain N. New Delhi, Jain Book Depot, 2009
47. Katz J, Tielsch JM, Thulasiraj RD, Coles C, **Sheeladevi S**, Yanik EL, Rahmathullah L. Risk factors for maternal night blindness in rural South India. *Ophthalmic Epidemiology* 2009; 16: 193-7
48. **Kaur I, Katta S, Reddy RK, Narayanan R, Mathai A, Majji AB, Chakrabarti S**. The involvement of complement factor B and complement component C2 in an Indian cohort with age-related macular degeneration. *Invest Ophthalmol Vis Sci* 2009; 51: 59-63
49. **Kekunnaya R**, Chippalamadugu R, **Sachdeva V**, Rao BV, **Pathengay A**. Association of hyperhomocysteinemia with non-arteritic ischemic optic neuropathy and cilioretinal artery obstruction. *Asian J Ophthalmol* 2009; 11: 32-4
50. **Kesarwani S, Murthy R, Vemuganti GK**. Surgical technique of removing congenital fibrovascular pupillary membrane and clinico-pathologic correlation. *J AAPOS* 2009; 13: 618-20
51. **Koppula PR**, Chelluri LK, **Polisetti N, Vemuganti GK**. Histocompatibility testing of cultivated human bone marrow stromal cells – a promising step towards pre-clinical screening for allogeneic stem cell therapy. *Cell Immunol* 2009; 259: 61-5
52. **Koppula PR, Polisetti N, Vemuganti GK**. Unstimulated diagnostic marrow tap – a minimally invasive and reliable source for mesenchymal stem cells. *Cell Biol Int* 2010; 34: 275-81
53. **Krishnaiah S, Das TP, Kovai V, Rao GN**. Associated factors for age-related maculopathy in the adult population in southern India: the Andhra Pradesh Eye Disease Study. *Br J Ophthalmology* 2009; 93: 1146-50
54. **Mandal AK**. Shallow AC. In *Glaucoma, vol 2: Surgical management* ed by Shaarawy T et al; Oxford, Saunders Elsevier, 2009

55. **Mandal AK.** Comment on Glaucoma medication in pediatric population. *International Glaucoma Review* 2009; 11: 76
56. **Manderwad GP, Bhaduri A, Kannabiran C, Honavar SG, Vemuganti GK.** Lack of association of high risk human papilloma virus in ocular surface squamous neoplasia in India. *Archives of Pathol Lab Med* 2009; 133: 1246-50
57. **Marmamula S, Keeffe JE, Rao GN.** Uncorrected refractive errors, presbyopia and spectacle coverage: results from a rapid assessment of refractive error survey. *Ophthalmic Epidemiol* 2009; 16: 269-74
58. Meghpara B, Nakamura H, **Vemuganti GK, Murthy SI, Sugar J, Yue BY, Edward DP.** Histopathologic and immunohistochemical studies of keratoglobus. *Arch Ophthalmol* 2009; 127: 1029-35
59. **Murthy R, Kesarwani S.** Botulinum toxin in the management of acquired motor fusion deficiency. *Indian J Ophthalmol* 2009; 57: 463-4
60. **Murthy R, Honavar SG, Naik MN, Menon V, Bhaduri A, Das S.** Centurion syndrome: clinical presentation and surgical outcome. *Orbit* 2009; 28: 269-74
61. **Murthy R, Naik MN, Desai S, Honavar SG.** PHACE syndrome associated with congenital oculomotor nerve palsy. *Strabismus* 2009; 17: 75-7
62. **Murthy R, Giridhar P, Khanna RC, Rao GV.** Developing paediatric eye care teams in India. *Ind J Ophthalmol* 2009; 58: 172-3
63. **Narayanan R and Kuppermann BD.** Corticosteroids, triamcinolone, fluocinolone, dexamethasone and others. In *Retinal pharmacotherapy* ed by Nguyen QD et al; Oxford, Saunders Elsevier, 2010
64. **Narayanan R, Kuppermann BD.** Hyaluronidase for pharmacologic vitreolysis. *Dev Ophthalmol* 2009; 44: 20-5
65. Narula R, **Tibra NK, Narayanan R.** Safety enhanced PDT for chronic central serous retinopathy: comment. *Retina* 2009; 29: 867
66. **Parsam VL, Kannabiran C, Honavar S, Vemuganti GK, Javed Ali M.** A comprehensive, sensitive and economical approach for the detection of mutations in the RBI gene in retinoblastoma. *J Genet* 2009; 88: 517-27
67. **Pehera NK, Chandrasekhar G, Kekunnaya R.** The critical period for surgical treatment of dense congenital bilateral cataracts. *J AAPOS* 2009; 13: 527-8
68. **Pehera NK, Murthy R.** Intraocular lenses in children. *Ophthalmology* 2009; 116: 1832-3
69. Raman R, **Rani PK, Reddi Rachepalle S, Gnanamoorthy P, Uthra S, Kumaramanickavel G, Sharma T.** Prevalence of diabetic retinopathy in India: Sankara Nethralaya Diabetic Retinopathy Epidemiology and Molecular Genetics Study report 2. *Ophthalmology* 2009; 116: 311-8
70. Raman R, **Rani PK, Kulothungan V, Sharma T.** Diagonal ear lobe crease in diabetic south Indian population: is it associated with diabetic retinopathy? Sankara Nethralaya Diabetic Retinopathy Epidemiology and Molecular Genetics Study (SN-DREAMS, Report no 3) *BMC Ophthalmol* 2009; 9: 11
71. **Rani PK, Raman R, Chandrakantan A, Pal SS, Perumal GM, Sharma T.** Risk factors for diabetic retinopathy in self-reported rural population with diabetes. *J Postgrad Med* 2009; 55: 92-6
72. **Rani PK, Jalali S.** Must screening examinations for retinopathy of prematurity necessarily be painful. *Retina* 2010; 30: 381-2
73. **Rao HBL, Sekhar GC, Babu JG, Parikh RS.** Clinical measurement and categorization of optic disc in glaucoma patients. *Ind J Ophthalmol* 2009; 57: 361-4
74. **Rao HBL, Babu JG, Sekhar GC.** Comparison of the diagnostic capability of the Heidelberg retina tomographs 2 and 3 for glaucoma in the Indian population. *Ophthalmology* 2010; 117: 275-81
75. **Rao HBL, Sekhar GC.** Relative efficacy of Prostaglandins. *Ophthalmology* 2009; 116: 1418
76. **Rao KN, Kaur I, Chakrabarti S.** Lack of association of three primary open angle glaucoma susceptible loci with primary glaucomas in an Indian population. *Proc Natl Acad Sci, USA* 2009; 106: E125-6
77. **Rath S, Honavar SG, Naik M, Anand R, Agarwal B, Krishnaiah S, Sekhar GC.** Orbital cysticercosis: clinical manifestations, diagnosis, management, and outcome. *Ophthalmology* 2010; 117: 600-5
78. **Rath S, Honavar SG, Naik MN, Gupta R, Reddy VA, Vemuganti GK.** Evisceration in unsuspected intraocular tumors. *Arch Ophthalmol* 2010; 128: 372-9
79. **Rath S, Honavar SG, Reddy VA, Naik MN, Vemuganti GK, Murthy R.** Sebaceous carcinoma of the eyelid metastasizing to the lacrimal sac after 5 years. *Orbit* 2009; 28: 309-12
80. **Rath S, Kar S, Sahu SK, Sharma S.** Fungal periorbital necrotizing fasciitis in an immunocompetent adult. *Ophthal Plast Reconst Surg* 2009; 25: 334-5
81. **Rath S, Vemuganti GK, Biswas G, Mod H.** Optic nerve and chiasmal germinoma. *Ophthal Plast Reconst Surg* 2009; 25: 161-3
82. Ray D, **Mandal AK, Chandrasekhar G, Naik M, Dhepe N.** Port-wine vascular malformations and glaucoma risk in Sturge-Weber syndrome. *J AAPOS* 2010; 14: 105

83. **Reddy AK, Garg P, Alam R, Gopinathan U, Sharma S, Krishnaiah S.** Comparison of In vitro susceptibilities of gram positive cocci isolated from ocular infections against second and fourth generation quinolones at a tertiary eye care center in south India. *Eye* 2010; 24: 170-4
84. **Reddy AK, Garg P, Shah V, Gopinathan U.** Clinical, microbiological profile and treatment outcome of ocular infections caused by *Achromobacter xylosoxidans*. *Cornea* 2009; 28: 1100-3
85. **Reddy AK, Garg P, Babu KH, Gopinathan U, Sharma S.** In vitro antibiotic susceptibility of rapidly growing nontuberculous mycobacteria isolated from patients with microbial keratitis. *Curr Eye Res* 2010; 35: 225-9
86. Rishi P, Maskati QB, Ray R, Iyer GK, Srinivasan B, **Pillai VS.** Vitreoretinal surgery in eyes with Pintucci biointegrable keratoprosthesis. *Retina* 2010; 30: 287-93
87. Roy A, **Sahu SK, Kesarwani S.** IOL outcomes. *Ophthalmology* 2009; 116: 2483-4
88. **Sahu SK, Das S, Sachdeva V, Sangwan VS.** *Alcaligenes xylosoxidans* keratitis after autologous cultivated limbal epithelium transplantation. *Can J Ophthalmol* 2009; 44: 336-7
89. **Sahu SK, Das S, Rath S.** Blumenthal technique and its modification: the glory of anterior chamber maintainer. *Ind J Ophthalmol* 2010; 58: 86
90. **Sambhav K, Mathai A, Bhatia K.** Fungal endophthalmitis: fourteen years' experience from a center in India. *Retina* 2009; 29: 1548
91. **Sangwan VS.** Treatment of uveitis: beyond steroids. *Ind J Ophthalmol* 2010; 58: 1-2
92. **Sangwan VS.** Peripheral ulcerative keratitis in RA: Practical pearls in management. In *Curbside consultation in cornea and external disease: 49 clinical questions* ed by Price F W; 2010, Slack
93. Seitz B, **Das S, Sauer R, Mena D, Hofmann-Rummelt C.** Amniotic membrane transplantation for persistent corneal epithelial defects in eyes after penetrating keratoplasty. *Eye* 2009; 23: 840-8
94. Shome D, Poddar N, Sharma V, Sheorey U, Maru GB, Ingle A, Sarin R, Banavali S, Dikshit R, Jain V, **Honavar S, Bellare J.** Does a nanomolecule of carboplatin injected periocularly help in attaining higher intravitreal concentrations? *Invest Ophthalmol Vis Sci* 2009; 50: 5896-900
95. Singh HP, **Jalali S, Narayanan R, Kannabiran C.** Genetic analysis of Indian families with autosomal recessive RP by homozygosity screening. *Invest Ophthalmol Vis Sci* 2009. 50: 4065-71
96. Sinha A, Narula R, **Narayanan R.** 23-gauge versus 20-gauge system for pars plana vitrectomy. *Br J Ophthalmol* 2009; 93: 1694-5
97. Sourav S, Patricia A, **Sharma S, Kanungo R, Jayachandran S, Prashanth K.** Detection of pneumolysin and autolysin genes among antibiotic resistant *Streptococcus pneumoniae* in invasive infections. *Indian J Med Microbiol* 2010; 28: 34-9
98. **Subramaniam SV.** Binocular interaction in post-LASIK subjects with unsatisfactory outcome. *Curr Eye Res* 2009; 34: 1030-5
99. **Taneja M, Garg P, Gopinathan U:** Setting up an Eye Bank: *Corneal Transplantation* ed by Dr R B Vajpayee et al; JayPee Brothers Medical Publishers (P) Ltd, 2010
100. **Tibra NK, Jalali S, Reddy AK, Narayanan R, Agarwal R.** Traumatic endophthalmitis caused by *staphylococcus gallinarum*. *J Med Microbiol* 2010; 59: 365-6
101. Tielsch JM, Katz J, Thulasiraj RD, Coles C, **Sheeladevi S, Yanik EL, Rahmathullah L.** Exposure to indoor biomass fuel and tobacco smoke and risk of adverse reproductive outcomes and mortality, respiratory morbidity and growth among newborn infants in South India. *Int J Epidemiol* 2009; 38: 1351-63
102. **Trehan HS, Sheth SS, Mathai A, Reddy RK, Moorthy RS.** Diagnostic and therapeutic challenges. *Retina* 2010; 30: 180-3
103. Vyas S, **Rathi V.** Combined phototherapeutic keratectomy and amniotic membrane grafts for symptomatic bullous keratopathy. *Cornea* 2009; 28: 1028-31
104. **Vemuganti GK, Fatima A, Madhira LS, Sangwan VS, Basti S.** Limbal stem cells: application in ocular biomedicine. *Int Rev Cell Mol Bio* 2009; 275: 133-81
105. **Vemuganti GK, Honavar SG.** Eyelid stromal tumors. In *Essentials of Ophthalmic Oncology* ed by Singh AD et al; Thorofare, NJ, Slack, 2009
106. Verma A, **Rani PK, Raman R, Pal SS, Laxmi G, Gupta M, Sahu C, Vaitheeswaran K, Sharma T.** Is neuronal dysfunction an early sign of diabetic retinopathy? Microperimetry and spectral domain optical coherence tomography (SD-OCT) study in individuals with diabetes, but no diabetic retinopathy. *Eye* 2009; 23: 1824-30
107. Uthra S, Raman R, Mukesh BN, Rajkumar SA, **Kumari PR, Lakshmipathy P, Gnanamoorthy P, Sharma T, McCarty CA, Kumaramanickavel G.** Protein kinase C beta (PRKCBI) and pigment epithelium derived factor (PEDF) gene polymorphisms and diabetic retinopathy in a south Indian cohort. *Ophthalmic Genet* 2010; 31: 18-23
108. Yorston D, **Garg P.** Corneal grafting: what eye care workers need to know? *Community Eye Health* 2009; 22: 44-5

Presentations

In addition to the following, our faculty participated in other international/national scientific and non-scientific forums during the year. Faculty members also presented at LVPEI meetings and CME programs. At several meetings multiple presentations were made.

D Balasubramanian

International

Invited speaker

University of Nebraska, Omaha, NE, USA. April 26-27, 2009

University of Virginia, Charlottesville, VA, USA. April 29, 2009

National Eye Institute, Bethesda, MD, USA. April 30 – May 2, 2009

Participant

Association for Research in Vision and Ophthalmology annual meeting, Fort Lauderdale, Florida, USA. May 3-7, 2009

Invited speaker

Meeting of International Human Rights Network of Academies and Scholarly Societies, Rabat, Morocco. May 20-24, 2009

Inauguration ceremony, King Abdullah University of Science and Technology, Thuwal, Saudi Arabia. September 22-23, 2009

Member

Leopoldina Biennial Assembly, Halle, Germany. October 2-4, 2009

Secretary General

11th general conference of Third World Academy of Sciences, Durban, South Africa. October 17-26, 2009

Invited speaker

Grant proposal meeting, Wellcome Trust, London, UK. November 17-19, 2009

Conference of Presidents of Academies & Scholarly Societies, Israel Academy of Scholars & Humanities, Jerusalem, Israel. March 14-17, 2010

Secretary General

Third World Academy of Sciences Officers meeting, Paris, France. March 18-19, 2010

6th Meeting of Scientific Board of the International Basic Sciences Programme, Paris, France. March 28 – April 1, 2010

National

Invited speaker

Thadikonda symposium, Andhra University, Visakhapatnam. April 14, 2009

Chair

XXII meeting of Life Sciences Research Board, Defence Research Development Organization, New Delhi. April 15, 2009

Stem Cell Task Force meeting, Department of Biotechnology, Government of India. New Delhi. June 8-9, 2009

Research Committee meeting, National Chemical Laboratory, Pune. June 19, 2009

Merit and Normal Assessment Scheme (MANAS) meeting, Council of Scientific & Industrial Research, New Delhi. June 25, 2009

Invited speaker

Department of Science & Technology “Inspire” program, National Institute of Technology, Warangal. June 26, 2009

Platinum jubilee function, Indian Science News Association, Kolkata. July 9, 2009

President

Academy/Springer Signing ceremony, Indian Academy of Sciences, Bangalore. July 13, 2009

Invited speaker

Frontiers in Photobiology symposium, Bhabha Atomic Research Centre, Mumbai. August 25, 2009

Launch of ‘Challenge Lecture’ series, Indian Institute of Technology, Hyderabad. September 29, 2009

Vigyan Jyoti Shivir, Jawaharlal Nehru Centre for Advanced Scientific Research, Bangalore & Kishore Vaigyanik Protsahan Yojana, New Delhi. October 12-14, 2009

Annual Convention of Society of Biotechnologists, Vellore Institute of Technology, Vellore. November 27, 2009

Bhabha Centenary Symposium, Tata Institute of Fundamental Research, Mumbai. December 3-5, 2009

BioAsia International Conference, All India Biotech Association, Hyderabad. January 3-4, 2010

Foundation Day Lecture

Institute of Microbial Technology, Chandigarh. January 24, 2010

Chair

SAC Centre for Stem Cell Research, Christian Medical College, Vellore. February 17, 2010

Invited speaker

Social Responsibility Conclave, Indian School of Business, Hyderabad. March 6, 2010

Soumyava Basu

International

Invited speaker

University-Eye Clinic Charité, CVK Humboldt University Berlin. March 1, 2010

Topic: Infectious uveitis – experience from a tertiary care center in eastern India

National

Free paper

CME, Orissa State Ophthalmological Society, Cuttack. April 12, 2009

Topic: Idiopathic macular telangiectasia

Organising secretary

Uveitis and Ocular Inflammation Update, LVPEI, Bhubaneswar. July 4, 2009

Invited faculty

Orissa State Society Meeting, Bhubaneswar. November 14-15, 2009

Topics: 23-gauge vitrectomy

Management of posterior segment complications of anterior segment surgery

Free paper

Annual meeting of Uveitis Society of India, Chennai. December 4-6, 2009

Topic: Practice patterns of ocular toxoplasmosis in India: a physician survey-based study

Sunita Chaurasia**National****Invited speaker**

Hyderabad Ophthalmic Association meeting, Hyderabad.
June 28, 2009
Topic: Infective keratitis

Subhabrata Chakrabarti**International****Invited speaker**

3rd World Glaucoma Congress, Boston, USA. July 8-11, 2009
Topics: Genetics of glaucoma
CYPIB1 haplotypes in POAG and PACG
Genetics of primary congenital glaucoma

Vision Institute, Federal University of Sao Paolo, Brazil; Dept of Ophthalmology, Campinas State University, Sao Paolo; Medical Institute of Santa Casa, Sao Paolo and University of Sao Paolo, Brazil. July 13-16, 2009

Topics: Ocular research in India: Perspectives from a tertiary referral eye care centre in India
Genetics of primary congenital glaucoma

11th General Conference of TWAS (Academy of Sciences for the Developing World), Durban, South Africa.
October 20-23, 2009

Topic: Genomic dissection of primary congenital glaucoma: A blinding disorder in children in the developing world

1st Annual Meeting of IBILI, University of Coimbra, Portugal.
December 11-13, 2009

Topic: Involvement of the inflammatory and ECM regulators in POAG pathogenesis

National**Invited speaker**

Mahatma Gandhi National Institute of Research and Social Action (MGNIRSA), Institute of Genetics, Hyderabad.
January 23, 2010
Topic: Molecular dissection of glaucoma

International conference on 'Recent Advances in Ophthalmic Genetics and Gene Therapy', Narayana Nethralaya, Bangalore.
February 3-4, 2010

Conclave of Afro-Asia Young Scientists on Energy Climate and Development, TWAS-ROCASA, Bangalore.
February 11-13, 2010

Golden Jubilee of the Indian Anthropological Society, Kolkata.
March 12, 2010

Topic: From classical genetics to molecular medicine: Understanding disease pathogenesis for better health care

Sujata Das**National****Free paper**

CME, Orissa State Ophthalmological Society, Cuttack.
April 12, 2009
Topic: Successful management of a case of fungal keratitis with lens rupture

Invited speaker

68th Annual meeting of All India Ophthalmological Society, Kolkata. January 21-24, 2010
Topic: Ocular surface lubricants – over or under used

Free paper: Clinical and microbiological profile of microsporidial ratoonconjunctivitis in a tertiary eye care centre

Poster: Clinical and microbiological profile of polymicrobial keratitis

Video: Management of tunnel infection by sclerocorneal patch

Taraprasad Das**International****Poster presentation**

Association for Research in Vision and Ophthalmology annual meeting, Fort Lauderdale, Florida, USA. May 3-7, 2009
Topic: Trends and indications of anti VEGF therapy in a tertiary eye care center in eastern India

Invited speaker

Asia Pacific Academy of Ophthalmology (APAO) and American Academy of Ophthalmology (AAO) joint meeting, Bali, Indonesia. May 16-19, 2009

Topics: Management of failed scleral buckle
Intravitreal steroid in endophthalmitis
Laser photocoagulation in diabetic macular edema

Cambridge Symposium, Cambridge, UK. September 3-4, 2009
Topic: Eales' disease: Clinical features & management

Invited faculty

American Academy of Ophthalmology annual meeting, San Francisco, USA. October 24-27, 2009
Topic: Cluster endophthalmitis

International Forum of Vitreo Retinal Diseases, Haikou, China. December 4-6, 2009

Topic: Trends and indications for intravitreal anti VEGF therapy in tertiary eye center in India

National**Invited speaker**

Orissa Endocrine Society meeting, Bhubaneswar. April 11, 2009
Topic: Role of ophthalmologist in management of diabetic retinopathy

Free paper

CME, Orissa State Ophthalmological Society, Cuttack.
April 12, 2009
Topic: Pegaptinib sodium in recalcitrant diabetic macular edema

Invited faculty

Retina 2009, Aravinda Eye Hospital, Vijayawada. August 30, 2009
Topics: Diabetic macular edema – diagnosis and management
Pascal retinal photocoagulation
Is systemic antibiotic necessary in endophthalmitis

Invited speaker

Eye bank fortnight, Government of Orissa, Bhubaneswar.
September 7, 2009

Topic: Role of ophthalmologist in eye banking

Foundation Day, Pushpagiri Eye Institute, Hyderabad.
September 13, 2009

Topic: Vitreo retinal fellowship training

Invited faculty

Vaisakhi Eyecon 2009, 33rd annual meeting of Andhra Pradesh Ophthalmological Society, Visakhapatnam. October 1-4, 2009
Topics: Is empiric treatment for endophthalmitis changing?
23g Vitrectomy

Invited speaker

Orissa State Society meeting, Bhubaneswar.
November 14-15, 2009

Topic: Capacity building in diabetic retinopathy

B Rajguru Oration: No mission, no margin

International Diabetic Retinopathy and Vascular Retinopathy Symposium, Aravind Eye Hospital, Madurai. January 9-10, 2010
Topic: Eales' disease

First B Patnaik Memorial Symposium, National Institute of Ophthalmology, New Delhi. January 17, 2010

Topic: Eales' disease

Sanghamitra Dash

National

Invited faculty

Eastern Zone Glaucoma meeting, Glaucoma Society of India, Bhubaneswar. September 13, 2009

Topic: Medical management of glaucoma

Merle Fernandes

International

Co-faculty, instruction course

American Academy of Ophthalmology annual meeting, San Francisco, USA. October 24-27, 2009

National

Chief Instructor/Invited speaker

Vaisakhi Eyecon 2009, 33rd annual meeting of Andhra Pradesh Ophthalmological Society, Visakhapatnam. October 1-4, 2009

Topics: Pediatric cataract surgery

Allergic eye disease

Corneal tear repair: a stitch in time

Post LASIK infectious keratitis

Invited speaker

68th Annual meeting of All India Ophthalmological Society, Kolkata. January 21-24, 2010

Topic: Eye registration with Mel 80

Cornea Update, Karnataka Ophthalmic Society Association meeting, Bellary. February 14, 2010

Topics: Corneal diagrams

Surgical management of infectious keratitis

Microbial keratitis due to rare organisms

Organising secretary

Target 20/20: Quest for Supernormal Vision, Cataract and Refractive Surgery Seminar, LVPEI, Visakhapatnam.

March 20-21, 2010

Topics: Manual small incision cataract surgery: To do or not to do?

IOL insertion in SICS

Scleral vs corneal incision in phacoemulsification

Multifocal IOLs

Surface ablation

Prashant Garg

International

Moderator/Invited speaker

Asia Pacific Academy of Ophthalmology (APAO) and American Academy of Ophthalmology (AAO) joint meeting, Bali, Indonesia.

May 16-19, 2009

Topic: Blebitis and bleb related endophthalmitis

Invited speaker

SightLife Global Eye Bank and Corneal Transplant Congress, Seattle, Washington, USA. June 15-17, 2009

Usha Gopinathan

International

Participant

SightLife Global Eye Bank & Corneal Transplant Congress, Seattle, Washington, USA. June 15-17, 2009

48th meeting of Eye Bank Association of America, Seattle, Washington, USA. June 18-20, 2009

Invited faculty

1st Council Meeting of Association of Eye Banks of Asia (AEBA), Tokyo International Forum, Tokyo, Japan. June 26, 2009

National

Participant

Seminar on 'Accreditation of Hospitals,' Confederation of Indian Industry (CII) in collaboration with QCI and NABH, New Delhi. July 4, 2009

Invited speaker

5th Annual General Body Meeting, VISION 2020: The Right to Sight – India, Patna. July 16-17, 2009

Inauguration of Bansara Eye Care Centre, Shillong, Meghalaya. August 10-11, 2009

ORBIS' DC-10 Flying Eye Hospital Program, Jaipur, Rajasthan. September 25, 2009

Participant

Accessible Healthcare – A Reality Check, Technopak Leadership Forum Healthcare, New Delhi. October 9, 2009

Invited speaker

Medical fraternity's support to HCRP, Symposium at SCB Medical College & Hospital, Cuttack, Orissa. November 17, 2009

Invited faculty

National CME on Eye Banking, LAICO, Aravind Eye Care System, Madurai. December 19-20, 2009

Participant

68th Annual meeting of All India Ophthalmological Society, Kolkata. January 21-24, 2010

Santosh Honavar

International

Coordinator, Scientific Program/Chair, Session/Faculty

Asia Pacific Academy of Ophthalmology (APAO) and American Academy of Ophthalmology (AAO) joint meeting, Bali, Indonesia. May 16-19, 2009

National

Invited faculty

Oculoplasty Update, MGM Eye Hospital and Raipur Ophthalmic Association, Raipur. September 16, 2009

Organizing Secretary/Faculty

Eye-PEP (Postgraduate Education Program) 2009, LVPEI, Hyderabad. September 23-27, 2009

Invited faculty

Kalpavrisikha, Postgraduate Program, Agarwal Eye Institute, Chennai, October 1, 2009

Vaisakhi Eyecon 2009, 33rd annual meeting of Andhra Pradesh Ophthalmological Society, Visakhapatnam. October 1-4, 2009

Madhya Pradesh State Ophthalmological Society annual meeting, Bhopal, October 9-11, 2009

Karnataka State Ophthalmological Society annual meeting, Davanagere. November 27-29, 2009

Oculoplasty Association of India annual meeting, Ahmedabad. December 3-4, 2009

68th Annual meeting of All India Ophthalmological Society, Kolkata. January 21-24, 2010

Subhadra Jalali

International

Chair, session/Free paper

47th ISCEV Symposium, Padova-Abano-Terme, Italy.

July 6-10, 2009

Topic: ERG in posterior microphthalmos with and without retinal dystrophy

Poster presentation

Topic: Enhanced S-Cone syndrome: Report of first three cases from India and response to topical Drozolamide

Invited faculty

National meeting of Vietnamese Society of Ophthalmology, Danang, Vietnam. September 9-12, 2009

Topics: Management of endophthalmitis
Management of severe posterior segment open globe injuries

Invited speaker

World Congress of Pediatric Ophthalmology and Strabismus, Barcelona, Spain. September 12-13, 2009

Topics: Neonatal endophthalmitis: Case series of 13 eyes
Safety and efficacy of scleral fixated intraocular lenses in children

National**Invited speaker**

CME on ROP, Little Flower Hospital and Research Centre, Kerala Society of Ophthalmic Surgeons, Angamaly. October 4, 2009

Topics: Role of electrodiagnostics in pediatric retinal disorders
Surgical management of ROP

Invited speaker/Member, Scientific & Organisational Committees

Second World ROP Congress, International NO-ROP group, New Delhi, November 21-23, 2009

Topics: Training for personnel involved in ROP programmes
Clinical outcomes and complications of Intravitreal Bevacizumab in active proliferative ROP
Influence of birth weight on incidence and severity of ROP amongst twins in the Twin Cities ROP data
Mutation spectrum of Norrie disease pseudoglioma (NDP) gene in a large cohort of Indian ROP and FEVR patients

Invited faculty

47th National conference of Indian Academy of Pediatrics, Hyderabad, January 7-10, 2010

Topic: Clinical aspects of early intervention in blindness prevention due to pediatric retinal diseases

Invited speaker

68th Annual meeting of All India Ophthalmological Society, Kolkata. January 21-24, 2010

Topics: Management of vitreous haemorrhage with retinal tears in primary sitting (Instruction course)
Vitreous procedures in suspected and proven endophthalmitis (National symposium)
Basics and examination techniques of echography (Instruction course)

Invited faculty

Eye Neuron: A Neuro Ophthalmology Update, Father Muller Medical College, Mangalore. March 7, 2010

Topics: Unexplained visual loss: what is next?
The evaluation of isolated unexplained optic atrophy
Role of electrophysiology in optic nerve diseases

Chitra Kannabiran**National****Invited faculty**

68th Annual meeting of All India Ophthalmological Society, Kolkata. January 21-24, 2010

Invited speaker

National Seminar on Development of Biomarkers, MGNIRSA, Institute of Genetics, Hyderabad. January 24, 2010

International conference on 'Recent Advances in Ophthalmic Genetics and Gene Therapy', Narayana Nethralaya, Bangalore. February 3-4, 2010

Inderjeet Kaur**International****Poster presentation**

Association for Research in Vision and Ophthalmology annual meeting, Fort Lauderdale, Florida, USA. May 3-7, 2009

Topic: An extended haplotype within the *CFH* gene without Y402H is associated with AMD susceptibility in an Indian cohort

National**Invited speaker**

Second World ROP Congress, International NO-ROP group, New Delhi, November 21-23, 2009

Topic: Mutation spectrum of the Norrie Disease Pseudoglioma (NDP) gene in Indian ROP and FEVR patients

International conference on 'Recent Advances in Ophthalmic Genetics and Gene Therapy', Narayana Nethralaya, Bangalore. February 3-4, 2010

Topic: Understanding the molecular genetics of AMD in an Indian cohort

Ramesh Kekunnaya**International****Member, Organizing Committee/Chair, session**

World Congress of Pediatric Ophthalmology and Strabismus, Barcelona, Spain. September 12-13, 2009

Invited speaker

Topic: Duane Retraction Syndrome

Free paper

Topic: Outcome of strabismus surgery under one year of age

Invited faculty

American Academy of Ophthalmology annual meeting, San Francisco, USA. October 24-27, 2009

Video presentation

Topic: Interpretation of MRI in ophthalmological practice

National**Faculty/Moderator/Invited speaker**

Interactive video symposium on cataract surgery, Hyderabad Ophthalmic Association meeting, Hyderabad. June 28, 2009

Siddharth Kesarwani**National****Invited speaker**

CME, Orissa State Ophthalmological Society, Cuttack. April 12, 2009

Topic: Congenital fibrovascular pupillary membrane: An interesting case

Seminar on Micro Nutritional Deficiency, Indian Institute of Youth and Development, Bhubaneswar. May 10, 2009

Topic: Vitamin A deficiency eye disease

Seminar on 'Recent advances & preferred practice patterns in ophthalmology', Minto Ophthalmic Hospital, Bangalore. August 29-30, 2009

Topic: Advances in pediatric cataract surgery

Invited faculty

Pediatric cataract workshop, IGH Hospital, Rourkela. September 12, 2009

Topic: Pediatric cataract technique: Lecture and practical demo

Convener, instruction course

Vaisakhi Eyecon 2009, 33rd annual meeting of Andhra Pradesh Ophthalmological Society, Visakhapatnam. October 1-4, 2009
Topic: Evidence based medicine: Evaluating therapy

Annual conference of Orissa State Ophthalmology Society, Bhubaneswar. November 14-15, 2009

Topic: Spectacle prescription

Invited faculty

Topics: Pediatric cataract surgery: new trends and techniques
Ocular myasthenia in children

16th annual meeting of Strabismological Society of India, Hyderabad. December 19-20, 2009

Topic: Surgical management of DVD

68th Annual meeting of All India Ophthalmological Society, Kolkata. January 21-24, 2010

Videos: Surgical removal of congenital fibrovascular pupillary membrane
Surgical technique for management of isolated coloboma of the lens

Rohit Khanna

International

Invited faculty

American Academy of Ophthalmology annual meeting, San Francisco, USA. October 24-27, 2009

Topic: Visual rehabilitation and visual outcome

Poster: Changing trends in blindness prevalence: 10 years impact of a rural model in India

Video presentations

Topics: Difficulties in phacoemulsification in difficult situations and possible management

Wonder of water: Hydrodynamics simpler than phacodynamics!

A first namaste to eye care

National

Invited speaker

68th Annual meeting of All India Ophthalmological Society, Kolkata. January 21-24, 2010

Topic: Eliminating childhood cataract blindness

Pravin V Krishna

International

Invited speaker

Association for Research in Vision and Ophthalmology Annual Meeting, Fort Lauderdale, Florida, USA. May 3-7, 2009

Co instructor

American Academy of Ophthalmology annual meeting, San Francisco, USA. October 24-27, 2009

National

Invited speaker

DSAEK update, Cornea Club, Mumbai. August 2, 2009

Convenor/Invited speaker

Vaisakhi Eyecon 2009, 33rd annual meeting of Andhra Pradesh Ophthalmological Society, Visakhapatnam. October 1-4, 2009

Invited speaker

Vidharba Ophthalmic Society meeting, Wardha. October 10-11, 2009

Kerala Ophthalmic Society annual meeting, Kannur. November 25-26, 2009

Invited speaker/Co-instructor/Free paper, poster & video presentations

68th Annual meeting of All India Ophthalmological Society, Kolkata. January 21-24, 2010

Invited speaker

Cornea Update, Karnataka Ophthalmic Society Association meeting, Bellary. February 14, 2010

Invited faculty

Refractive surgery update, Vidharba Ophthalmic Society, Nagpur. March 28, 2010

Meena Lakshmi

National

Discussant

68th Annual meeting of All India Ophthalmological Society, Kolkata. January 21-24, 2010

Ajit Babu Majji

National

Invited speaker

1st Anniversary conference of Modern Retina Centre, Vijayawada. October 11, 2009

Topic: Role of anti-VEGF agents and combination therapy in the management of wet age-related macular degeneration

Invited speaker/Chair, session

Hyderabad Ophthalmic Association meeting, Hyderabad. November 8, 2009

Topics: AMD management for general ophthalmologists

23 G vitrectomy for macular hole

Fungal endophthalmitis

Chair, session/Secretary/Invited speaker

Vitreous Retinal Society of India conference, Palampur.

November 25, 2009

Topic: Current management of fungal endophthalmitis

Invited speaker

Nagpur Ophthalmic Society Conference, Nagpur. January 3, 2010

Topics: Vitrectomy in PDR – challenges and strategies

Macular hole surgery

Endophthalmitis – long story made short

International Diabetic Retinopathy and Vascular Retinopathy Symposium, Aravind Eye Hospital, Madurai. January 9-10, 2010

Topics: BRVO: Risk factors & investigations

23 G vitrectomy for PDR

Chief instructor/Judge, free paper session

68th Annual meeting of All India Ophthalmological Society, Kolkata. January 21-24, 2010

Invited speaker

Silver Jubilee celebrations of UVSM Hospital, Bhimavaram. March 21, 2010

Topic: Interesting case presentations and panel discussion

Anil K Mandal

International

Chair, IC/Invited faculty/Poster presentation

World Glaucoma Congress, World Glaucoma Association, Boston, MA, USA. July 8-11, 2009

Topics: Congenital glaucoma and Infantile glaucoma

Pediatric glaucoma surgery

Participant

Indo-Brazil Joint Research project "Genetic and Phenotypic Comparison of Primary Congenital Glaucoma in India and Brazil", São Paulo, Brazil. July 13-17, 2009

National**Chief Instructor/Invited speaker**

68th Annual meeting of All India Ophthalmological Society, Kolkata. January 21-24, 2010
Topic: Glaucoma in microspherophakia

Indumathi Mariappan**International****Poster presentation**

Stem Cell Meeting, Cold Spring Harbor Laboratory, New York, USA. September 22-26, 2009
Topic: Fate of transplanted oral mucosal epithelial cells on the ocular surface of a patient with bilateral severe limbal stem cell deficiency

Annie Mathai**International****Participant**

Allergan Posurdex Investigators' Summit, Singapore. July 25, 2009

National**Invited faculty**

Annual CME programme, Sarojini Devi Eye Hospital, Hyderabad. July 31, 2009

Invited speaker

Dr Ramchander's clinical challenges session, Vaisakhi Eyecon 2009, 33rd annual meeting of Andhra Pradesh Ophthalmological Society, Visakhapatnam. October 1-4, 2009

Hyderabad Ophthalmic Association meeting, Hyderabad. November 14, 2009

Retina CME, Christian Medical College, Vellore. January 30, 2010

Hyderabad Ophthalmic Association meeting, Hyderabad. February 28, 2010

R Muralidhar**National****Invited speaker**

Panel discussion on "The current concepts in the management of dry eye", Allergan, New Delhi. June 26, 2009

Topic: Intra operative complications during cataract surgery

Hyderabad Ophthalmic Association meeting, Hyderabad. June 28, 2009

Cornea Update, Karnataka Ophthalmic Society Association meeting, Bellary. February 14, 2010

Topics: Herpetic eye diseases

Ocular surface staining procedures in surface disorders

Somasheila Murthy**National****Invited speaker/Faculty**

Hyderabad Ophthalmic Association meeting, Hyderabad. June 28, 2009

Topic: Cataract surgery in uveitis

Postgraduate CME program, Sarojini Devi Hospital, Hyderabad, September 1, 2009

Free paper

Vaisakhi Eyecon 2009, 33rd annual meeting of Andhra Pradesh Ophthalmological Society, Visakhapatnam. October 1-4, 2009
Convenor, Instruction courses on uveitis, allergic eye diseases

Co-instructor, Allergic eye disease management

Karnataka State Ophthalmology meeting, Davangere. November 28, 2009

Session moderator/Judge, poster session

10th Annual meeting of Uveitis Society of India, Chennai. December 4-6, 2009

Topic: Management tips in scleritis

Invited speaker

Annual meeting of Indian Association of Ophthalmic Pathologists, Chennai. December 7, 2009
Topic: Interesting cases

Panelist/Invited speaker

Hyderabad Ophthalmic Association meeting, Hyderabad. February 28, 2010

Topics: Allergy

NSAIDs in cataract surgery

Scleritis: management tips

Suma Nalamada**National****Invited speaker**

XXXIII National Congress of Indian Association of Medical Microbiologists, Mysore, India. November 6-8, 2009

Free paper: Clinicomicrobiological profile of ocular infections caused by Candida species

Raja Narayanan**International****Poster presentation**

Association for Research in Vision and Ophthalmology annual meeting, Fort Lauderdale, Florida, USA. May 3-7, 2009

Topic: An extended haplotype within the CFH gene without Y402H is associated with AMD susceptibility in an Indian cohort

Asia Pacific Vitreo-Retina Society meeting, Taiwan.

November 12, 2009

Topic: Faster visual recovery after 23 gauge vitrectomy compared to 20 gauge vitrectomy

National**Invited speaker**

4th Indian AMD Congress, Novartis, Amby Valley, Maharashtra. April 19, 2009

Topic: Diagnostic challenges in IPCV

Workshop on Cataract Management Protocols, supported by Sightsavers and District Blindness Control Society, LVPEI, Hyderabad. April 27-28, 2009

Topic: Concepts of quality and management in patient care

Symposium on AMD, Tamil Nadu Ophthalmology Association, Coimbatore, August 9, 2009

Topic: Role of anti VEGF beyond AMD

ARMD (SCENE) meeting, Pfizer, Chennai. September 5, 2009

Topic: Macugen in CRVO

Chief Instructor

Vaisakhi Eyecon 2009, 33rd annual meeting of Andhra Pradesh Ophthalmological Society, Visakhapatnam. October 1-4, 2009

Topic: Evidence based medicine: Evaluating therapy

Invited speaker/Moderator, session

Hyderabad Ophthalmic Association meeting, Hyderabad.
November 8, 2009
Topics: PDT in IPCV
Sutureless vitrectomy

Invited speaker

Vitreo-Retina Society of India annual meeting, Palampur.
November 26, 2009
Topics: Targeted anti-VEGF in DME
Indian AMD treatment guidelines
Comparison of standard fluence PDT plus intravitreal ranibizumab versus reduced fluence PDT plus intravitreal ranibizumab for CNVM secondary to age-related macular degeneration

CME, Miraj Ophthalmic Association, Miraj, February 14, 2010
Topics: Gene therapy in ophthalmology
Sutureless vitrectomy

Tapas Ranjan Padhi

National

Free paper

CME, Orissa State Ophthalmological Society, Cuttack.
April 12, 2009
Topic: I/Vit Avastin for angiod streak with CNVM

Paper presentation

4th Indian AMD Congress, Novartis, Amby Valley, Maharashtra.
April 18-19, 2009
Topic: Challenging case (Lucentis)

Poster presentation

Second World ROP Congress, International NO-ROP group, New Delhi. November 21-23, 2009
Topic: Establishing a screening net for ROP in a tertiary Eye care center in Eastern India – Initiation experience
68th Annual meeting of All India Ophthalmological Society, Kolkata. January 21-24, 2010
Topic: Clinical and Angiographic profile of a series of patients with Bietti Crystalline dystrophya

Gullapalli N Rao

International

Moderator

Global Eye Bank and Corneal Transplant Congress, Seattle, USA, June 15-17, 2009
Session: Eye bank leadership

Participated

WHO Monitoring Committee for the Elimination of Avoidable Blindness, World Health Organisation Headquarters, Geneva, Switzerland. September 3-4, 2009

Invited speaker

Mayo Clinic, Rochester, New York, USA, November 2, 2009
Topics: Can we eliminate avoidable blindness globally?
Role of research in prevention of blindness

25th Anniversary Programme of Combat Blindness Foundation, Madison, Wisconsin, USA, November 3-4, 2009
Topic: Global blindness and sustainable solutions

Brien Holden Lecture Series on the occasion of the launch of Brien Holden Vision Institute, Sydney, Australia. March 26, 2010
Session: Public health
Topic: VISION 2020 and avoidable blindness

National

Invited speaker

National SightFirst Committee of India meeting, Lions Clubs International, Mumbai. August 28-29, 2009
Topic: Emerging areas of blindness

Vaisakhi Eyecon 2009, 33rd annual meeting of Andhra Pradesh Ophthalmological Society, Visakhapatnam. October 1-4, 2009
Topic: The problem of blindness: what can ophthalmologists do?

Chair & Introduction

68th Annual meeting of All India Ophthalmological Society, Kolkata. January 21-24, 2010
Session: Future of ophthalmology
Session: Optimising community eye care in the third millennium
Topic: Global blindness

Keynote lecture

Session: Recent trends in ophthalmic practice management
Topic: Ophthalmic practice: Indian realities

Invited speaker

LVPEI Alumni – Indian Ophthalmology College Education Programme, Regional Institute of Ophthalmology, Guwahati. January 25, 2010
Topic: LVPEI and education

Suryasnata Rath

International

Invited speaker

World Congress of Paediatric Ophthalmology and Strabismus, Barcelona, Spain. September 12-13, 2009
Topic: Congenital eyelid anomalies

National

Free paper

CME, Orissa State Ophthalmological Society, Cuttack.
April 12, 2009
Topic: Orbital cysticercosis

Invited speaker

CME, MKCG Medical College, Berhampur, Orissa. May 26, 2009
Topic: Blepharoptosis, socket reconstruction

Organizing Secretary

Cutting Edge 2009, LVPEI, Bhubaneswar. August 15, 2009
Topics: Systemic approach to orbital tumours
Ocular adnexal lymphoma

Invited faculty

Indian Medical Association, Rourkela, December 20, 2009
Topic: Eye in systemic disease

68th Annual meeting of All India Ophthalmological Society, Kolkata. January 21-24, 2010

Free paper: Retina, retinoblastoma: presentation, treatment and outcome at a tertiary eye care center in eastern India

Varsha Rathi

National

Free paper/Poster presentations

68th Annual meeting of All India Ophthalmological Society, Kolkata. January 21-24, 2010
Topics: Boston ocular surface prosthesis: an Indian experience
Fluorometholone acetate and increased intraocular pressure after LASIK

Ashok K Reddy**International****Free paper**

43rd annual meeting of Ocular Microbiology and Immunology Group 2009, San Francisco, USA. October 23, 2009

Topic: Diagnosis of microsporidial keratitis by Polymerase Chain Reaction

Poster presentation

American Academy of Ophthalmology annual meeting, San Francisco, USA. October 24-27, 2009

Topic: Predisposing factors, clinico microbiological profile and treatment outcome of nontuberculous mycobacterial keratitis

5th International Conference on Ocular Infections, Bascom Palmer Eye Institute, Florida, USA. February 18-21, 2010

Free papers: Evaluation of three different polymerase chain reactions targeting internal transcribed spacer region, 18S rRNA and 28S rRNA gene for the detection of fungi in patients with keratitis
Loop Mediated Isothermal Amplification (LAMP) Assay for the diagnosis of retinitis caused by Herpes Simplex Virus-I

Invited speaker

Topic: Laboratory evaluation of viral retinitis

National**Free paper**

XXXIII National Congress of Indian Association of Medical Microbiologists, Mysore, India. November 6-8, 2009

Topic: Is microsporidial keratitis a seasonal infection in India?

Virender Sachdeva**International****Video presentation**

American Academy of Ophthalmology 2009 meeting, San Francisco, USA. October 24-27, 2009

Topic: Interpretation of MRI in neuro-ophthalmological practice

Poster presentation

5th International Conference on Ocular Infections, Palm Beach, USA. February 18-21, 2010

Topic: Clinical profile and outcome in Burkholderia endophthalmitis

National**Invited speaker**

Intraocular Implant & Refractive Society India annual meet, New Delhi. August 29-30, 2009

Topics: IOLs for all pediatric cataracts – current concepts and controversies
Surgical considerations in pediatric cataract

Visakha Ophthalmological Society meeting, Visakhapatnam. September 13, 2009

Topic: Concepts in evaluation and management of pediatric cataract

Convener, Instruction course/Invited speaker

Vaisakhi Eyecon 2009, 33rd annual meeting of Andhra Pradesh Ophthalmological Society, Visakhapatnam. October 1-4, 2009

Topics: Amblyopia: Basic concepts in evaluation and management
Amblyopia: Generalisations and pharmacotherapy
Evaluation of a case of pediatric cataract
Idiopathic intracranial hypertension: Concepts in evaluation and management
Practical pearls in the evaluation of strabismus
Ocular trauma: Classification and evaluation of a case of ocular trauma
Traumatic optic neuropathy

Video: Interpretation of MRI in neuro-ophthalmological practice

Free papers

Topics: Clinico-pathological findings in Chronic Progressive External Ophthalmoplegia (CPEO) in a tertiary eye care centre in southern India

Unilateral disc edema due to idiopathic intracranial hypertension

Invited speaker/Moderator, session

16th Annual Conference of Strabismus Society of India, Hyderabad. December 19-20, 2009

Topic: Lost muscle – prevention and management

Video presentation

68th Annual meeting of All India Ophthalmological Society, Kolkata. January 21-24, 2010

Topic: Interpretation of MRI in neuro-ophthalmological practice

Organizing secretary/Faculty

Eye on the Future: Pediatric Ophthalmology and Strabismus Update, LVPEI, Visakhapatnam. February 20-21, 2010

Topics: Evaluation of a case of restrictive strabismus

Current concepts in amblyopia

Duane's retraction syndrome

Surgical management of pediatric cataracts

Srikant K Sahu**International****Poster presentations**

American Academy of Ophthalmology annual meeting, San Francisco, USA. October 24-27, 2009

Topics: Microsporidial keratoconjunctivitis: emerging trends, clinical features, and treatment outcome

Infective scleritis: Clinicomicrobiological spectrum and treatment outcome

National**Free paper**

CME, Orissa State Ophthalmological Society, Cuttack. April 12, 2009

Topic: Infection or inflammation: The dilemma continues

Invited faculty

Orissa State Society meeting, Bhubaneswar.

November 14-15, 2009

Topics: Recent management of dry eyes

Management of anterior segment trauma

Virender S Sangwan**International****Paper/Poster presentations**

Association for Research in Vision and Ophthalmology annual meeting, Fort Lauderdale, Florida, USA. May 3-7, 2009

Topics: Age-related changes in the mechanical properties of the human ciliary body

Comparison of the power, diameter and optomechanical response of lenses from Indian and American eye banks

Participated

"R&D for Affordable Healthcare in India", Wellcome Trust Funding Meeting, London, UK. November 17-18, 2009

Invited speaker

Gordon Research Conference, California, USA. March 7-12, 2010

Topic: Cell based approach to ocular surface reconstruction

National

Invited faculty

Silver Jubilee programme, Symposium on Cornea, BW Lions Superspecialty Eye Hospital, in collaboration with Karnataka Ophthalmic Society, Bangalore. June 13-14, 2009

Topics: Refractive ocular allergy diagnosis and management
Surface disease – when and how – vast conjunctivoplasty surgical

Invited speaker

National Conference of Shanti Swarup Bhatnagar award winners, Inauguration and Academic Programme, DAVV campus, Indore. July 17-19, 2009

Topic: Ocular stem cells – Clinical application

44th Annual meeting of UP State Ophthalmologic Society, BRD Medical College, Gorakhpur. November 14-15, 2009

Topics: Ocular surface reconstruction – AMG & limbal cell transplant
Cataract surgery in uveitis

9th Annual meeting of Uveitis Society of India, Sankara Nethralaya, Chennai. December 4-6, 2009

Topic: Cataract surgery in uveitis

G Chandra Sekhar

International

Invited discussant

Consensus Meeting on Blood Flow, World Glaucoma Association, Fort Lauderdale, Florida, USA. May 2, 2009

Poster presentation

Association for Research in Vision and Ophthalmology annual meeting, Fort Lauderdale, Florida, USA. May 3-7, 2009

Topic: Is the visual field progression in glaucoma dependent on the severity of visual field loss at presentation?

Asia Pacific Academy of Ophthalmology (APAO) and American Academy of Ophthalmology (AAO) joint meeting, Bali, Indonesia. May 16-19, 2009

Joint Chair, session: Secondary glaucomas: complicated situations

Invited lecture: Glaucoma in spherophakia

Free papers

Topics: Comparison of the visual field loss in primary open angle glaucoma and primary angle closure glaucoma by visual field index

Is the disease progression in glaucoma dependent on the severity at presentation?

Member

International Agency for Prevention of Blindness (IAPB) Council of Members meeting, Melbourne, Australia. October 1-2, 2009

Invited faculty

Focus on Leading Advances in Glaucoma (FLAG), Advisory Board Meeting of ALCON, Langkawi, Malaysia.

January 30-31, 2010

Topic: Plateau iris syndrome

National

Invited faculty

Workshop on 'Strengthening clinical governance through evidence based health care', Indian Institute of Public Health, Hyderabad. August 1-2, 2009

Topic: Practice of evidence based medicine: A perspective

Invited speaker

XIX Annual conference of Glaucoma Society of India, Bangalore. November 6-8, 2009

Topics: Using newer technologies for glaucoma assessment
Panelist for sessions: Glaucoma Diagnostics, Clinical Challenges and Angle Closure discussion

Invited faculty

MSD India EIF with Indian & International Experts, Hyderabad. November 22, 2009

Topic: Status of glaucoma care and treatment paradigms in India

Chair & Moderator

Update on "Glaucoma Management Trends", Alcon, Hyderabad. December 23, 2009

Topic: Diagnosis and management of PACG

Invited faculty

Silver Jubilee celebrations, Nagpur Academy of Ophthalmology, Nagpur. January 2-3, 2010

Topics: Missed glaucoma
Management of difficult glaucomas
Fight against darkness, future beckons
Debate: Medical versus surgical management for primary open angle glaucoma

1st Dr. Noel Moniz Memorial Lecture 2010, Cochin Ophthalmic Club & Kerala Glaucoma Interest Group, Kochi. February 7, 2010

Topic: Principles of management of glaucoma

Lucknow Ophthalmic Society, Lucknow. February 20, 2010

Topic: Current concepts in glaucoma diagnosis treatment

Silver Jubilee of UVSM Eye Care & Centre for Visually Challenged, Bhimavaram. March 21, 2010

Topic: Diagnosis on management of glaucoma

Sirisha Senthil

International

Invited speaker

Annual Ophthalmology Conference, Danang Eye Hospital, Danang City, Vietnam. September 9-12, 2009

Topic: Advances in surgical management of glaucoma and diagnosis of glaucoma

National

Invited faculty

Vaisakhi Eyecon 2009, 33rd annual meeting of Andhra Pradesh Ophthalmological Society, Visakhapatnam. October 1-4, 2009

Topics: Surgical management of co-existing cataract and glaucoma
HRT in glaucoma diagnosis

Free papers

Topics: Glaucoma in spherophakia
ROP in POAG Vs PACG using VFI

Invited speaker

Topic: SICS and trabeculectomy

Videos

Topics: Combined trabeculectomy and SFIOL in the management of aphakic glaucoma
AGV and its complications

Invited speaker

XIX Annual Conference, Glaucoma Society of India, Bangalore. November 6-8, 2009

Rapid Free Paper: Rate of progressions of PACG Vs POAG using VFI

Poster: Glaucoma in microspherophakia

Video: Deep sclerectomy with Co2 laser

Savitri Sharma**International**

5th International Conference on Ocular Infections, Palm Beach, Florida, USA. February 18-21, 2010

Invited speaker

Symposium: Endophthalmitis

Topic: Laboratory diagnosis of endophthalmitis

Moderator

Symposium: Ocular microbiology laboratory update: Challenges and future trends

Topic: Update on parasitic pathogens: Current and future directions

Free papers

Topics: Microsporidial keratoconjunctivitis: An emerging ocular infection in Eastern India, prevalence

Relevance of methicillin resistance in staphylococci causing keratitis

Epidemiological features, diagnosis, and treatment of endophthalmitis in a tertiary care centre in India

National**Invited speaker**

Consultative meeting of Indian Medical Professional Associations' Coalition against Tuberculosis (IMPACT), Indian Medical Association, New Delhi. April 5, 2009

Topic: What can IAMM do for impact?

Invited faculty

CME of Society for Indian Human and Animal Mycologists (SIHAM), Dr R P Centre, All India Institute of Medical Sciences, New Delhi. April 17, 2009

Topic: Diagnosis of fungal infections of the eye

Freshers' Meet, Sarojini Devi Eye Hospital, Hyderabad.

June 6, 2009

Topic: Infection control in operating rooms

Chief guest/Free paper

Annual meeting of Indian Association of Medical Microbiologists (Orissa chapter), MKCG Medical College, Berhampur, Orissa. August 9, 2009

Topic: Clinical and microbiological analysis of patients with endophthalmitis

Invited faculty

Vaisakhi Eyecon 2009, 33rd annual meeting of Andhra Pradesh Ophthalmological Society, Visakhapatnam. October 1-4, 2009

Topics: When, why and how: investigations for microbial keratitis

How to investigate a case or a cluster of endophthalmitis?

33rd Annual Conference of Indian Association of Medical Microbiologists, JSS Medical College, Mysore. November 6-8, 2009

Presidential oration: Ocular microbiology: Asking questions, solving riddles and having fun on the job

Free paper: Microbiological diagnosis of infective endophthalmitis and its role in management

Orissa State Society meeting, Bhubaneswar.

November 14-15, 2009

Topic: Molecular methods in the diagnosis of corneal infections

All India Ophthalmological Society Annual Meeting, Kolkata. January 21-24, 2010

Free paper: Treatment outcome of epidemic keratoconjunctivitis associated with microsporidia (Adjudged Best Paper of the session)

Poster: Clinicomicrobiological analysis of 107 patients with endophthalmitis in a tertiary eye care centre

Invited speaker

8th National Conference of Society for Indian Human and Animal Mycologists (SIHAM), Dr R P Centre, All India Institute of Medical Sciences, New Delhi. March 5, 2010

Topic: Current trends in the laboratory diagnosis of mycotic keratitis

Mukesh Taneja**International****Invited speaker**

Cornea Session, Bascom Palmer Eye Institute, Miami, FL, USA.

April 29, 2009

Topic: Accommodative IOLs: Current status and future

National**Invited faculty/Moderator, session**

Intraocular Implant & Refractive Society India annual meet, New Delhi. August 29-30, 2009

Topics: Accommodative IOL

Deep anterior lamellar keratoplasty and collagen cross linking

Organizing secretary/Faculty

Cornea Challenges – old and new, LVPEI, Hyderabad.

December 19-20, 2009

Topics: Anterior segment OCT

Complication related to PK

Meeting on 'Inflammation & anterior segment disorders', Hyderabad Ophthalmic Association meeting, Hyderabad. February 28, 2010

Topic: Contact lens induced red eye

PVKS Varma**International****Participant**

Regional Ophthalmic Conference, Allergan – Asia Pacific, Singapore. March 19-20, 2010

National**Invited speaker**

Visakhapatnam Ophthalmic Association meeting, Visakhapatnam.

May 3, 2009

Topic: Angle closure glaucoma

CME and Interactive Programme, Sankar Foundation Eye Hospital, Visakhapatnam. May 30, 2009

Topics: Angle evaluation techniques – anatomical and clinical correlation

Current ophthalmology practice

Invited faculty

Vaisakhi Eyecon 2009, 33rd annual meeting of Andhra Pradesh Ophthalmological Society, Visakhapatnam. October 1-4, 2009

Topic: Ocular trauma: Basics of evaluation and management – Diagnosis and management of glaucoma after trauma

Invited speaker

Visakhapatnam Ophthalmic Association meeting, Visakhapatnam, December 6, 2009

Topic: Ocular surface issues in the management of glaucoma

Organising faculty

Glaucoma Update, World Glaucoma Week celebrations, LVPEI, Visakhapatnam. March 7, 2010

Topic: Medical management of glaucoma

P Veerendranath

International

Poster/Paper presentations

Association for Research in Vision and Ophthalmology annual meeting, Fort Lauderdale, Florida, USA. May 3-7, 2009

Topics: Comparison of the power, diameter and optomechanical response of lenses from Indian and American eye banks
Age-related changes in the mechanical properties of the human ciliary body

Geeta K Vemuganti

International

Invited speaker

Methodist Hospital, Texas, Houston, USA. April 30, 2009

Topic: Histopathology of retinoblastoma

Children's Cancer Centre, Houston, Texas, Houston, USA. April 30, 2009

Topic: Cancer stem cells in retinoblastoma

American Association of Ophthalmic Pathologists annual meeting, San Francisco, USA. October 23, 2009

Topic: Genotype-phenotype correlation in retinoblastoma

American Academy of Ophthalmology annual meeting, San Francisco, USA. October 24-27, 2009

Poster presentation

Topic: Primary soft tissue sarcoma of the orbit: A clinicopathological study of 59 cases

Invited speaker

Topic: Endogenous endophthalmitis and systemic disease

Invited keynote speaker

1st International Conference on Stem Cells and Regenerative Medicine, Riyadh, Saudi Arabia. November 8-10, 2009

Topic: Stem cell research in ophthalmology: Good model of regenerative medicine

Participant

London Regenerative Medicine Network, Gustave Tuck Lecture Theatre, University College, London, UK. November 19, 2009

National

Invited speaker

International meeting of Ocular Cytology and Histopathology, Goa Medical College, Goa. April 3-4, 2009

Topics: Ocular cytology
Stem cell therapy

Fourth Medical Development Congress, Indian Council of Medical Research, New Delhi. April 13-14, 2009

Topic: Stem cell research in ophthalmology

Workshop, Institute of Genetics and Hospital for Genetic Diseases, Osmania University, Hyderabad. July 6, 2009

Topic: Stem cell therapy

Asia Pacific Society meeting of Molecular Immunohistochemistry, Indian Academy of Pathology, Kochi. August 19-21, 2009

Topic: Molecular histochemistry and cancer stem cells in retinoblastoma

Poster: Orbital sarcomas

Workshop on "Advances in Genetic Diagnosis and Counseling," Institute of Genetics and Hospital for Genetic Diseases, Osmania University, Hyderabad. October 9, 2009

CYTOCON 2009 – CME on Head and Neck lesions, Postgraduate Institute of Medical Education and Research, Chandigarh. November 13, 2009

Topics: Eye and ocular adnexa

Stem cell research ophthalmology

Slide seminar

Topic: Impression cytology for Ocular Surface Squamous Neoplasia

Invited speaker

Indian Association of Ophthalmic Pathologists annual meet, Sankara Nethralaya, Chennai. December 7, 2009

Topics: Corneal pathology

Cytology and ocular pathology

33rd Annual meeting of the Indian Society of Cell Biology, University of Hyderabad, Hyderabad. December 11, 2009

Topic: Stem cell research in ophthalmology

International Symposium on "Emerging trends in Biomedical and Nanobiotechnology: Relevance to human health", Acharya Nagarjuna University, Guntur. December 21, 2009

Topic: Stem cell research in ophthalmology: Good model of regenerative medicine

Four Decade Trust Oration, SMS Medical College, Jaipur. December 24, 2009

Topic: Stem cell research: how do we make the bench to bedside journey

Examiner

PhD Viva, Manipal University, Bangalore. January 8, 2010

Invited faculty, Chair, session, Free paper

68th Annual meeting of All India Ophthalmological Society, Kolkata. January 21-24, 2010

Indian Academy of Cancer Research, Amrutha Institute of Medical Sciences, Kochi. February 20-22, 2010

Topic: Cancer stem cells in retinoblastoma

Hyderabad Ophthalmic Society meeting, Hyderabad. February 28, 2010

Topic: Inflammation: Cells, mediators and end damage

CME Programme, Bangalore Medical College and Research Institute, Bangalore. March 27, 2010

Topic: Approach to Occuloadnexal tumors (Slide seminar on interesting cases)

Honors & Awards

India's only eye institute with four Bhatnagar awardees

Dr Santosh G Honavar, Associate Director and Head, Ophthalmic and Facial Plastic Surgery, Orbit and Ocular Oncology received the prestigious Shanti Swarup Bhatnagar Prize in Medical Sciences in September 2009 for his work on retinoblastoma, the most common eye cancer in children. He is part of the Ocular Oncology Team that manages retinoblastoma at the L V Prasad Eye Institute, Hyderabad.

The Shanti Swarup Bhatnagar Prizes are awarded annually by the Council of Scientific and Industrial Research, Government of India, for outstanding research, applied or fundamental, in Biological, Chemical, Earth, Atmosphere, Ocean and Planetary, Engineering, Mathematical, Medical and Physical Sciences. LVPEI is the only eye institute in India with four Bhatnagar awardees on its rolls – Director of Research, Padmashri Dr D Balasubramanian (Chemical Sciences, 1981), Dr Anil K Mandal, Head, Jasti V Ramanamma Children's Eye Care Centre (Medical Sciences, 2003) who was the first ophthalmologist to receive the award, and Dr Virender Singh Sangwan, Associate Director and Head, Cornea and Anterior Segment and Ocular Immunology and Uveitis Services for his work on stem cell transplantation, 2006.

Ramalingaswami Fellowship

In recognition of his outstanding research contributions, **Dr Shrikant Bharadwaj**, Scientist and Associate Optometrist, has been awarded the prestigious Ramalingaswami Fellowship by the Department of Biotechnology, Ministry of Science and Technology, Government of India for the year 2009-2010. He is the first eye researcher to receive the coveted award. Prof Ramalingaswami was one of LVPEI's founding trustees and an ardent supporter of LVPEI. Dr Bharadwaj has a PhD in Vision Science from the University of California – Berkeley School of Optometry, USA, and a post-doctoral fellowship from the Indiana University School of Optometry, USA. He returned to India last year to set up the Visual Optics and Psychophysics Laboratory at LVPEI, to study the development of vision in infants.

Subhabrata Chakrabarti

Chosen as a Young Affiliate of the Academy of Sciences for the Developing World (TWAS) from the Central and South Asian Region, and invited to present his work at its annual meeting at Durban, South Africa in October 2009

Santosh G Honavar

Senior Achievement Award, American Academy of Ophthalmology

Subhadra Jalali

Nominated member of the World Council of Retinopathy of Prematurity

Gullapalli N Rao

- ◆ Elected Chair of the Board of Australia-based International Centre for Eye Care Education (ICEE) at its meeting in Sydney, Australia on April 23, 2009. ICEE is a non-governmental, not-for-profit organization working towards elimination of needless blindness in Asia, Pacific Islands, Australia, Africa and Latin America.
- ◆ Received the AAO-Essilor Award 2009 from the American Academy of Optometry for significant and extraordinary advances in optometry and eye care internationally. Usually reserved for optometrists, the award is an affirmation that Dr Rao's contributions have gone beyond his native discipline of ophthalmology to impact eye care at large.

Ashok Kumar Reddy

Appointed Associate Editor, International Research Journal of Microbiology

Geeta K Vemuganti

- ◆ Invited to be a reviewer for project proposals on Translational Research submitted to the Medical Council Research Committee (Translational Stem Cell Research Committee), UK
- ◆ Elected ARVO (Association for Research in Vision and Ophthalmology) Program Committee member (Anatomy/Pathology Section) 2009 for 3 years; in the last year she will be chair of the section

LVPEI shortlisted for BMJ award: LVPEI was one of the top 5 organizations shortlisted for the Global Leadership in Health Care Delivery Award by the British Medical Journal award in the Global Leadership category. The Bill and Melinda Gates Foundation won the prestigious award. (April 2009)

International

Mohd Javed Ali

A long-term fellow in ophthalmic plastic surgery at LVPEI, Hyderabad, he received a scholarship for the International Congress of Ocular Oncology (ICOO) 2009 in Cambridge, UK. This is the first time such a grant has been offered at an International Society of Ocular Oncology (ISOO) meeting.

D Balasubramanian

Re-elected member of UNESCO's International Basic Science Programme Panel, Paris, France (April 2009-March 2012)

Subhabrata Chakrabarti

- Invited to continue on the editorial board of International Glaucoma Review – 2009-2010
- Invited to join the editorial board of Diabetes Review Letters
- Invited to Chair the Genetics Session at the third World Glaucoma Congress in Boston in 2009

Taraprasad Das

Re-elected Chairman, Scientific Committee of the Asia Pacific Vitreo Retinal Society (APVRS)

Subhash Gaddipati

Received Nature Publishing Group Travel Award to attend the Gordon Research Conference – Biology and Pathobiology of The Cornea at Ventura, CA, USA, and presented a poster. March 2010

Prashant Garg

Elected to the Executive Committee of the Ocular Microbiology and Immunology Group, USA. He is the first Indian ever on the committee.

Usha Gopinathan

Nominated Vice President of the Association of Eye Banks of Asia (AEBA) at its first Council Meeting held during the ACS international meeting in Tokyo, Japan. June 26, 2009

Santosh G Honavar

Best Video Award at the Film Festival of the Asia Pacific Association of Ophthalmology–American Academy of Ophthalmology Joint Congress 2009 at Bali, Indonesia. May 2009

Inderjeet Kaur

Awarded DST International Travel Grant for attending ARVO meeting. May 2009

Ramesh Murthy

Member of the champion team at the IQ Ophthalmic Quiz, Asia Pacific Association of Ophthalmology – American Academy of Ophthalmology joint congress at Bali, Indonesia. May 2009

Flag bearer in combating ROP

LVPEI's participation in the Second World ROP Congress at New Delhi (November 21-23, 2009) was substantial, and indicative of its leadership role in combating ROP. Four faculty and 1 fellow made a total of 6 invited and free paper presentations. Of the 90 presentations, 10% were by LVPEI faculty and alumni. **Dr Subhadra Jalali** was an invited member of the Host Committee, Program Committee and Scientific Committee of the Congress, in recognition of her contribution to ROP in the region.

National

D Balasubramanian

Received the Biospectrum Life Time Achievement Award in Biotechnology 2009 for immense contributions to the development of biotechnology in the country at the 7th BioSpectrum Awards (a part of the Cyber Media group) at Bangalore. December 2009

Soumyava Basu

Received BOYSCAST (Better Opportunities for Young Scientists in Chosen Areas of Science and Technology) fellowship for the year 2009-10 from the Department of Science and Technology, Government of India, to work on 'Molecular diagnostics for ocular tuberculosis' with Dr Narsing Rao at Doheny Eye Center, Los Angeles, USA.

Manjula Gurram

Won Young Scientist 'Ganne Subba Laxmi Endowment' Award at 27th Indian Association of Pathologists and Microbiologists – AP chapter meeting, Eluru. September 11-13, 2009

Pravin V Krishna

"Polished apple" award for Best Speaker at Eye-PEP, LVPEI, Hyderabad. September 23-27, 2009

Shiv Prasad Hardia award for Best Paper in Refractive Surgery, All India Ophthalmological Society meeting, Kolkata. January 21-24, 2010

Anil K Mandal

Elected Fellow of the National Academy of Medical Sciences



Naresh Poliseti

Young Scientist Gold medal for Best Oral Paper presentation by student at the International Symposium on Biomedical and Nanobiotechnology: Relevance to Human Health, 3rd annual convention of Association of Biotechnology and Pharmacy, Acharya Nagarjuna University, Guntur. December 19-21, 2009

Ashok Kumar Reddy

Silver Jubilee Medal for Best Paper in Parasitology for his work on microsporidia at the 33rd National Congress of the Indian Association of Medical Microbiologists, Mysore. November 2009. This is the third prize for LVPEI.

Sirisha Senthil

Best Video award at the annual Glaucoma Society of India 2009 meeting at Bangalore. November 2009. LVPEI's Central Audio and Video Unit also received acclaim for the high quality of the video.

**Savitri Sharma**

- Presented the 'Lifetime Achievement award in Microbiology' by the Indian Association of Pathologists and Microbiologists (Orissa chapter)

- Received 'AIOS-IJO Platinum award' for the year 2009 for the LVPEI publication of the article "Gopinathan U, Sharma S, Garg P, Rao GN. Review of epidemiological features, microbiological diagnosis and treatment outcome of microbial keratitis: Experience of over a decade. Indian J Ophthalmol 2009; 57:273-9



LVPEI fellows **Surbhi Joshi** won Best Scientific Paper Award for her presentation and **Mohd Javed Ali** won Best Scientific Poster Award at the 31st Annual Conference of the Association of Radiation Oncologists of India, Hyderabad. November 2009. Both the paper and poster awards went to ocular oncology, a non-mainstream subspecialty, and both to LVPEI.

Geeta K Vemuganti

- Elected Fellow of Indian College of Pathologists and chosen as guide for a 6-month Fellowship Program in Ophthalmic Pathology at LVPEI, under the College's aegis
- Senior Scientist Gold Medal for Best Oral Presentation by faculty at the International Symposium on Biomedical and Nanobiotechnology: Relevance to Human Health, 3rd annual convention of Association of Biotechnology and Pharmacy, Acharya Nagarjuna University, Guntur. December 19-21, 2009

Regional**Taraprasad Das**

Received first Prof B Rajguru Oration award conferred by the Orissa State Ophthalmic Society held, Bhubaneswar. November 2009

Vidya Parsam

Young Scientist Runner-up Award, K V Rao Scientific Society Annual Research Awards 2009

Geeta K Vemuganti

- Association of Biotechnology & Pharmacy Senior Scientist Award at the International Symposium on 'Emerging Trends in Biomedical and Nanobiotechnology: Relevance to Human Health' at Acharya Nagarjuna University, Guntur. December 2009
- Four Decade Trust Oration on 'Stem cell research: How do we make the bench to bedside journey?' at SMS Medical College, Jaipur. December 2009

'Green' awards



Hyderabad campus

The Institute's **Kismatpur** and **Kallam Anji Reddy campus**, Hyderabad city, gardens won the first and second prize respectively in the category 'Gardens Maintained by Private Institutions', at the Andhra Pradesh Horticulture Department competition (December 2009). Mr Basha has been the constant gardener, with support from Mrs Mani Kumari and the other garden staff!



Mr Basha receives the trophy

The **Bhubaneswar campus** won two awards: the Dr P K Singhsamanta Memorial Running Trophy prize for the Best Landscaped Garden and the Third Prize for Best Teaching Institution Garden in the Flower Show 2010 Festival, organized by the Plant Lovers Association, Bhubaneswar. January 2010.

The campus also received the 'Pollution Control Excellence Award' under the category 'Health Care Units' from the State Pollution Control Board, Orissa.



Mr Bikash C Mohanta, Administrator, LVPEI receiving the award



Kismatpur campus



L V Prasad Eye Institute, a not-for-profit charitable organization is governed by two trusts: Hyderabad Eye Institute and Hyderabad Eye Research Foundation. Donations to Hyderabad Eye Research Foundation are 175% exempt under section 35 (i) (ii) and donations made to Hyderabad Eye Institute are 50% exempt under section 80G of the Income Tax Act. To make a donation, please email: sjbala@lvpei.org or call 91 40 3061 2567.



Our Support

Year to year, LVPEI benefits from the generosity of individuals and institutions, large and small, helping us extend the benefit of excellent eye care to those who cannot pay, and continue our cutting edge research and training activities. But all this began more than 23 years ago with foundational grants from a few remarkable people. Here are their stories...



Our Support

The two Founding Organisations of L V Prasad Eye Institute were the Hyderabad Eye Institute and the Indo American Eye Care Society. The **Founding Governing Board of Hyderabad Eye Institute** included Mr A Ramesh Prasad, Prof V Ramalingaswami, Dr Narla Tata Rao, Mr K Rama Rao, Mr K P Prasad and Dr Gullapalli N Rao. The **Founding Governing Board of Indo American Eye Care Society** included Prof Brijen Gupta, Dr H Janardhan, Dr Y M Jay and Dr Gullapalli N Rao.

As L V Prasad Eye Institute approaches its Silver Jubilee Year in 2012, we remember our founding trustees and how crucial their support was in those early years. We are grateful for their helping hand and profile some of them here.



Mr Ramesh Prasad

An engineer by training, Mr Ramesh Prasad is Managing Director of Prasad Film Laboratories. A founder trustee, he is the longest serving member on the Hyderabad Eye Institute's governing board.

He recalls, "My father, Shri L V Prasad, was a man of cinema, a humble man who worked his way up in tinsel town Mumbai's film studios, where he arrived with just 100 rupees in his pocket and a heart full of dreams. He had little schooling and did not have much knowledge of Hindi or English. Starting at the bottom, he became a ticket collector/gatekeeper at Mumbai's famed Dreamland theatre. Years later, Shri L V Prasad's hugely popular film "Khilona" ran to packed houses at the same theatre and, one heady evening as they celebrated the Silver Jubilee 25th week, he recalled how he had served as a ticket collector there once! Eventually, he went on to win the prestigious Dadasaheb Phalke award for lifetime achievement. And the road in Banjara Hills, Hyderabad, where his production labs stand is named after him."

It was Dr Mullapudi Venkataratnam who brought Dr Rao's ambition of setting up a world class eye institute to the notice of Mr L V Prasad, who wanted to invest the profits from the L V Prasad Charitable Trust, after the huge success of his film "Ek duuje ke liye" in a worthy cause. "When we thought of supporting Dr Rao, we did not

know who he was, and we did not have any conditions," says Mr Ramesh Prasad, "We were impressed with his sincerity." Dr Rao's proposed eye hospital fit the bill perfectly – good eyesight is needed to enjoy films. The partnership was well-matched.

In retrospect, the family feels they have received back more than they invested! Mr Ramesh Prasad says the family never imagined that the Institute would grow into such a world renowned Centre of Excellence. The investment made by his father gives him tremendous satisfaction. "We are now in Bhubaneswar and Visakhapatnam also," he declares with pride, revealing his complete identification with the LVPEI eye care brand. "It is the best thing my father did in his life," he says. "We continue to support the Institute's work, which shows our total satisfaction with its progress. I am thrilled at the growing number of patients that LVPEI is able to treat free of cost. We will continue to support the institute in future as well."



*Shri L V Prasad, then Chief Minister of Andhra Pradesh
Mr N T Rama Rao and Dr Gullapalli N Rao at the foundation
stone laying ceremony of L V Prasad Eye Institute in 1987*



Prof Brijen Gupta

One of Dr Rao's earliest supporters, who continues to tirelessly raise funds in the United States for LVPEI. He is a pillar of support for Dr Rao, unstinting in his commitment and unquestioning in his support. While his name is familiar to LVPEI's management and faculty,

he prefers to keep a low profile. Prof Brijen Gupta studied at Banaras, Oxford, Yale and Columbia Universities and taught at Columbia and Universities of Chicago and Rochester. An outstanding writer and orator, his expertise spans many fields like history, politics, development and economics. He is considered a father figure among Rochester's Indian community and single-handedly nurtured the Indo-American Eye Care Society, the organization created to mobilize support for LVPEI in the United States. Indeed, the Indo-American Eye Care Society was a forerunner to the Hyderabad Eye Institute.



G Pratibha Rao

Pratibha Rao is one of the hitherto unrecognized persons who has played an important role in the creation and development of LVPEI. She has had a significant direct role as the first major donor for the project which catalysed the fundraising in the United States even before Hyderabad Eye Institute was founded. When the decision to return to India

was taken, she supported it unhesitatingly, leaving behind a very comfortable and settled life in the US. Over the years, she has encouraged Dr Rao to move forward with the project and has been a constant source of ideas and support for its evolution. In the initial phase, she single-handedly developed the entire aesthetic profile of the Institute and worked relentlessly to implement this, creating a unique LVPEI identity. This has led to the definitive description of LVPEI as a place that "does not look or feel like a hospital". Her next major task was to create a framework for the efficient functioning of our Education Centre. Her attention to detail and effort to ensure that everything was done right put this aspect of LVPEI on the right path. In its first few years the Education Centre benefited from her direct supervision. Following this, her role as Managing Editor of Indian Journal of Ophthalmology was critical for the transformation of this journal from a struggling, erratic, low quality publication into a journal of international repute. She personally motivated the ophthalmic industry to partner in this major effort to enhance the image of Indian ophthalmology, thus making the journal financially sound.

Much to our loss, she later moved on to a larger platform of democratic reforms, helping to found Lok Satta, a civil

society organization dedicated to governance reforms. She is also one of the founders of the Lok Satta Party, where she plays an important leadership role.

Indirectly, her unreserved support to Dr Gullapalli N Rao has helped him lead LVPEI through all these years with a strong focus.

In so many ways, Pratibha Rao has been responsible for what LVPEI is today.

Prof V Ramalingaswami

One of India's most eminent scientists ever and internationally renowned pathologist and nutrition scientist, Prof V Ramalingaswami became the second Director of the All India Institute of Medical Sciences, New Delhi, at a very young age. He later became Director General of the Indian Council of Medical Research (ICMR) and transformed that organization significantly. In recognition, the headquarters of ICMR are named as "V Ramalingaswami Bhavan" after him.



Never has anyone in India's medical scene received such acclaim for his work and vision, nationally or abroad than Prof Ramalingaswami. A legend, he held many high-level positions. He was invited by the World Health Organization to chair its global advisory committee on medical research and was adviser to UNICEF, Population Council, Canadian International Aid Agency, as well as many other agencies. He was also Professor at the Harvard School of Public Health and Visiting Professor at several leading universities across the world, including such prestigious ones as Harvard, Oxford, etc.

Prof Ramalingaswami inspired and supported Dr Gullapalli N Rao's plan to move to India to set up an eye care institute that would not only provide world class clinical care to all but also pursue frontline research. He also encouraged Dr D Balasubramanian, then Director of the Centre for Cellular and Molecular Biology, Hyderabad to head LVPEI's research wing.

As Director General of ICMR Prof Ramalingaswami took public health to the community by convincing the government that the problem of goitre – particularly in Kangra valley of the Himalayas – could simply be addressed through fortification of common salt with iodine. In ophthalmology he championed the idea that night blindness could be simply addressed through mega doses of Vitamin A.

He was truly a Renaissance man – a Sanskrit pandit and a Shakespearean scholar. At his stately home in New Delhi, he played host to the nation's most learned and powerful. When he relinquished his position on the board, he suggested that Dr MS Valiathan succeed him, another of LVPEI's eminent trustees.



Mr K P Prasad

An industrialist and entrepreneur, Mr K P Prasad is a mechanical engineer by training. On his return from the US, he became a successful industrialist and helped Dr Rao in laying the groundwork of LVPEI. He helped found and develop the Hyderabad Eye Institute, one of the two governing

bodies of LVPEI. He also helped in the recruitment of the staff in those early days. He remained a supporter of the Institute in all respects. He also funded one of the first ophthalmology fellowship positions. He and his wife have remained regular supporters of LVPEI.

Dr Narla Tata Rao

A colossus of India’s power sector, Padmashri Dr Narla Tata Rao is hailed as the Father of Power Generation in Andhra Pradesh. He served as Chairman of the Andhra Pradesh State Electricity Board for many years during which time this sector witnessed significant growth in the state. Dr Tata Rao was a committed public servant and a strict disciplinarian who worked hard to meet the needs of the people in the country.



His first contact with Dr Gullapalli N Rao happened when he went to the United States for cataract surgery in the early 1980s when intraocular lens implantation was not being practised much in India. Dr G N Rao operated on both his eyes and Dr Tata Rao became a big supporter of LVPEI and what it stood for. He encouraged Dr Gullapalli N Rao’s return to India and provided significant help in the establishment of LVPEI.



Mr K Rama Rao

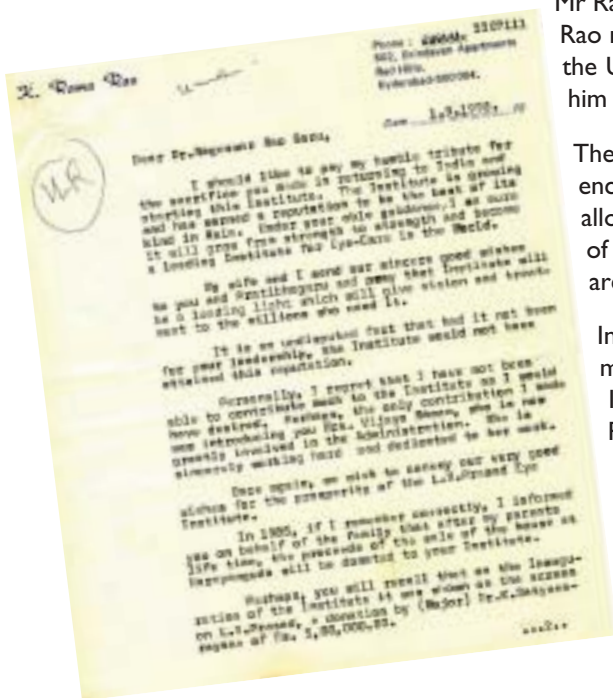
Mr K Rama Rao was Dr Gullapalli N Rao’s patient in Sarojini Devi Eye Hospital. Practising at Rochester then, Dr Rao used to come occasionally from the USA and see patients at the hospital in the 1980s. Mr Rama Rao had his first corneal transplant in Vienna in the late 50s but needed another graft. Corneal tissues used to come in from Sri Lanka then and were not available easily. Worried about his failing vision due to keratoconus, Mr Rama Rao’s sister Mrs Ramanamma, an ophthalmologist, met Dr Rao in 1982. The only option was for Mr Rama Rao to go to the US for his surgery, but it would be expensive. It was only a doctor-patient relationship, yet Dr Rao offered to waive his fees and operation costs if Mr Rama Rao could come to the US. But he also needed a place to stay. Dr Rao immediately offered his own home and Mrs Rao took care of him while he recovered from the surgery.

Mr Rama Rao was a lawyer while his wife Uma is a noted dancer. When Mr Rama Rao needed surgery in the other eye in 1983, Dr Rao asked him not to travel to the US again. He said he intended to move back to India and would operate on him then. Meanwhile he should manage with the good eye.

The then Chief Minister of Andhra Pradesh Mr NT Rama Rao wanted to encourage NRIs to return to India and set up industries. In 1984, land was allotted for the proposed L V Prasad Eye Institute in Kismatpur on the outskirts of Hyderabad city. But the building was finally located in Banjara Hills, a prime area of the city, with Mr L V Prasad’s support.

In 1986, when the Institute was ready, Mr Rama Rao was invited to be a founding member of the Hyderabad Eye Institute’s governing board. On October 17, 1986, at the ground-breaking ceremony, Dr Rao’s stirring speech inspired Mr Rama Rao’s sister-in-law Mrs Vijaya L Ramam to join the institute’s accounts department. She rose to head the Administration Department and helped set up many of the institute’s administrative systems.

Upon his parents’ death, Mr Rama Rao and his sister donated their share in their ancestral property to Dr Gullapalli N Rao. He declared, “This is only a small donation. I have given Vijaya to you!” Later on, Mr Rama Rao’s son, Mr Krishna Swaroop, provided funds for corneal fellowships at LVPEI.



Your support makes it possible for all to see...

Founding Organisations

Hyderabad Eye Institute

Founding Trustees

Dr Gullapalli N Rao
Mr A Ramesh Prasad
Prof V Ramalingaswami
Dr Narla Tata Rao
Mr K P Prasad
Mr K Rama Rao

Indo American Eye Care Society

Founding Trustees

Prof Brijen Gupta
Dr Gullapalli N Rao
Dr Y M Jay
Dr H Janardhan

Founders

Mr L V Prasad, India
Mrs Pratibha & Dr Gullapalli N Rao, India
Mrs Vijaya Lakshmi & Mr A Ramesh Prasad, India
Institute for Eye Research, Australia
Operation Eyesight Universal, Canada
Mr Kode Satyanarayana, India
Mrs & Dr K Anji Reddy, India
Mr Nimmagadda Prasad, India
Bausch & Lomb, USA
Sightsavers, UK
Mr Sudhakar Ravi & Mr Sreekanth Ravi, USA
Mrs Padma & Mr Subba Rao Makineni, USA
Mr B R Barwale & Mr R B Barwale, India
Champalimaud Foundation, Portugal
Lavelle Fund for the Blind, Inc., USA
Christoffel Blindenmission, Germany
BHP Billiton, Australia
Nava Bharat Ventures, India
Mr Kishore K Kothapalli, India
NTPC Limited, India
GMR Varalakshmi Foundation, India
Mrs Ramanamma & Dr Jasti V Rattaiah, USA
Eyesight International, Canada
Mr V Janardhana Rao, India
Family of Mrs Meera & Mr L B Deshpande, India
Mrs Smita & Mr Sanjay Deshpande, USA
Mrs Meghna & Mr Vinay Deshpande, India
Mrs Rewati & Dr Madan Maha, UK
Miriam Hyman Memorial Trust, UK
Mr V Nannapaneni Choudhary, India
Prof V Ramalingaswami, India
Ms Virginia & Prof Brijen Gupta, USA
Dr Narla Tata Rao, India
Mr K P Prasad, India
Mr K Rama Rao, India
Drs Saradapurna & Sri Ram Sonty, USA
Mr Ravi Reddy, USA
ORBIS International, USA
Lions Club International Foundation, USA
Carl Zeiss, Germany
Mr O Naresh Kumar, India
Dr D Balasubramanian, India
Dr G Chandra Sekhar, India
Mrs Vijaya L Ramam, India
Dr Taraprasad Das, India

Patrons

Mr Seshanna Chennavar, India
Ms Sudha Ghatrazu, India
Mr L D Jhaveri, Japan
Mr Adnan Mahmood, India
Mrs Guna & Dr Somasekhara Rao Mukkamala, USA
Mrs & Dr D Rama Naidu, India
Mr Narayan Rao Patel, India
Mrs & Mr Prasad Potluri, India
Dr Mullapudi Harishchandra Prasad, India
Dr P R K Prasad, USA
Mr T R Prasad, India
Mrs Uttara Devi & Mr B V Rao, India
Mr Vellanki V Rao, India
Mr K Chandramouli Reddy, India
Mrs & Mr Rao Remala, USA
Mrs Amrit Sujan, India
Mrs & Mr B D Sureka, India
Mr Vikram M Thapar, India
Alcon, USA
Allergan, USA
Biocon Foundation, India
Canadian International Development Agency, Canada
Combat Blindness Foundation, USA
International Federation of Eye Banks, USA
Intraocular Care Pvt Ltd, India
I T C Ltd, India
K L N Prasad Trust, India
Latter-day Saint Charities, USA
Open Society Institute, USA
Pharmacia, Sweden
V S T Industries, India
World Diabetic Foundation, Denmark
SightLife, USA

Supporters

Mr K Bhanumurti, India
Mr Dilip B Desai, India
Mrs Sunita & Mr Praveen K Gottipalli, USA
Mr Madanlal Harbahajanka, India
Dr A P J Abdul Kalam, India
Dr Lalitesh Katragadda, India
Mr Abid Ali Khan, India
Mrs Madhu & Mr Prasad Kilaru, India
Mrs Vinita & Mr Swaroop Kolluri, USA
Dr Usha Kumar, India
Mrs Preeti & Mr Ashok Kundalia, India
Mrs Krishna & Mr Vinod K Neotia, India
Mrs Anju & Mr Mahender K Patodia, India

Supporters

Mrs Rajashree & Mr Vikram Prasad, India
 Mr Rudra Raju Appala Raju, India
 Mr K V J Subba Raju, India
 Mrs Vatsala & Mr Vijay Sri Ram, India
 Mr S Venkateswara Rao, India
 Mrs Saroja & Dr A Narasing Rao, USA
 Mr R Raghu Rayala, India
 Mrs Madhu & Mr Sunil Saigal, India
 Mrs Mani & Mr C S Sastry, India
 Dr N Madhavi & Dr N V Sastry, India
 Dr Parin Vakharia in memory of late Olive Swoboda, India
 Andhra Bank, India
 Automotive Manufacturers Ltd, India

Bio Medix Optotechnik & Devices Pvt Ltd, India
 Fowler Westrup (India) Ltd, India
 Fred Hollows Foundation, Australia
 Hartex Rubber Pvt Ltd, India
 Infosys Foundation, India
 International Eye Foundation, USA
 Johnson & Johnson, India
 Kode Venkatadri Chowdari Charitable Society, India
 Merck Sharp and Dohme, USA
 Ravindranath General Medical Associates Pvt Ltd, India
 Rotary Club of Hyderabad, India
 Sir Ratan Tata Trust, India
 Tantia Group of Companies, India

Contributors

Mr Anne Adinarayana, India
 Mrs Mani & Mr Sudarsana Rao Akkineni, USA
 Mrs & Mr Basharat Ali, India
 Dr Sajid Ali, USA
 Mr T S R Anjaneyulu, India
 Mrs & Mr Mitsuki Aoki, India
 Mrs Constance & Dr J V Aquavella, USA
 Mrs K Aruna, India
 Mrs & Dr P K Bakshi, India
 Drs Manjula & Rajender Bansal, USA
 Ms P Jaya Bharati, India
 Drs Syamala & C S Bhaskaran, India
 Mr Ghangabhishan Bhikulal, India
 Drs Shobha & Aashish Boghani, USA
 Mrs Rita & Mr Bill Bourne, USA
 Mr Vijaychandra N Cantol, India
 Mrs Shanta & Mr Rajendra Prasad Challa, India
 Drs Girija & Sudarsan Chavala, USA
 Mrs Sreedevi & Mr Suresh Challa, India
 Mrs Rashmi & Dr Dinesh Chawla, USA
 Mr Vijayakumar Chilakapati, USA
 Mr K V R Choudary, India
 Mrs Padma & Mr V Neelakanta Rao Dantu, India
 Ms Bala Deshpande, India
 Mrs V Anasuya Devi, India
 Mr Murali K Divi, India
 Dr Amit J Dolakia, India
 Mr Sudhir R Doshi, India
 Dr Kameswari Devi Dwarapalak, India
 Dr Evita Fernandez, India
 Mrs Richa & Mr Lal Gehi, India
 Mrs Saranya & Dr Bapineedu Gondi, USA
 Dr Usha Gopinathan, India
 Mrs Padma & Dr Prasad Guntupalli, USA
 Mr Shrinivasan Shesha Iyengar, India
 Mrs & Mr Shantilal Jain, India
 Mrs Prema & Dr H V Janardhan, USA
 Mrs T Lakshmi Jhunjhunwala, India
 Dr Nilanjan Joardar, India
 Mrs & Mr Jayantilal Kadakia, India
 Mrs & Mr Sham Sunder Kanoria, India
 Mrs Mary & Dr Manmadha Rao Kasaraneni, USA
 Mr G Kathuria, India
 Mr Mallikarjun Kencha, India
 Ms Sowjanya Kilaru, USA
 Drs Prafulla & Harnath Babu Koneru, USA
 Mr Sarva Kalyan Kosh, India

Mr K Sivarama Krishna, India
 Mrs C Lalitha, India
 Mr P Narendra & Mr P Mahendra, India
 Drs Vijaya Kumari & Anil K Mandal, India
 Mrs & Mr C P Mehta, India
 Mr Thomas Minner, USA
 Mr Narendra Kumar Mor, India
 Dr Y C Mruthyunjaya, USA
 Drs Nalini & Ratnam V Mullapudi, USA
 Dr Somasheila Murthy, India
 Mrs Meena & Mr Brahmaji Mutyala, USA
 Mrs Aruna Kumari & Dr Ramamurthy Nagubadi, USA
 Mrs Champaben & Mr Champalal Nahata, India
 Ms Kavita Nampalli, Australia
 Mrs Annapurna & Dr Durga Das Narla, USA
 Mrs Uma & Mr V G Tarak Nath, India
 Mr Babubhai K Patel, Kenya
 Mr Biju Patnaik, India
 Mr Shyam Prabhaker, USA
 Mrs & Mr T L Prasad, India
 Justice T N C Rangarajan, India
 Mrs Bina & Dr T Gopal Rao, India
 Mrs Sujatha & Dr Y A Kesava Rao, USA
 Mr S S R Koteswara Rao, India
 Drs C Sudha & Nageswara Rao, India
 Dr Shalini Rao & Justice M N Rao, India
 Dr Palle Rama Rao, India
 Prof Kakarla Subba Rao, India
 Mrs Swarna Kumari & Dr N U Rao, India
 Mr K Damodar Reddy, India
 Dr K Madhukar Reddy, India
 Mr K Pratap Reddy, India
 Mr K Sudhakar Reddy, India
 Drs Katherine & C S Reshmi, USA
 Prof M Sakuntala, India
 Mr Giridharilal Sanghi & Mr Bajrang Pershad Sanghi, India
 Mrs Kanuri Santhamma, India
 Dr Satish, India
 Mr Abhay J Shah, India
 Mrs & Mr Pabba Shankaraiah, India
 Drs Sashi & Ravinder Sharma, USA
 Mrs & Mr Nissar Ahmed Siddiqui, India
 Mrs & Dr Girvar Singh, USA
 Mr D K Somani, India
 Mrs Penmetcha Sreedevi, India
 Mr S Srinivasan, India
 Mrs Lalitha & Mr V Venkata Subramanyam, India

Mr Prasad V Potluri & Mrs Jhansi Sueddi, USA
 Mrs Prabha & Mr Suryaprakash, India
 Drs Kamala & L N Taneja, India
 Mr Anil K Thakar, India
 Mrs Javerben K Thakker & Mr Kantilal K Thakker, India
 Mr I M Thapar, India
 Mr Om Prakash Tibrewala, India
 Mrs Radha & Mr G G Vaidya, India
 Mrs & Dr Rao Vallabhaneni, USA
 Mr Arjun Valluri, USA
 Mrs Sitamma & Mr Rattayya Vallurupalli, India
 Mrs Ratna Tulasi & Dr B R Yelamanchili, USA
 Drs Lyla & Ramchandrarao Yerneni, USA
 The Davars & Unnavas Family, Australia & India
 Amit Castings Pvt Ltd, India
 Asia Engineering Co, India
 Bank of India, India
 Bharat Biotech International Ltd, India
 Biomed Technologies, India
 CBR Forum, India
 Chittoda Investment and Trading Pvt Ltd, India
 Coopervision, USA
 Coromandel Fertilizers Ltd, India
 Deepak Fertilizers & Chemicals, India
 De Heer, The Netherlands
 Despatel Land Developers Pvt Ltd, India
 Emami Foundation, India
 Emerald Chemicals, India
 Eye Bank Association of India, India
 F D C, India
 Fullerton India Credit Co Ltd, India
 Ganapathrai Tibrewala Trust, India
 Gangabhislan Bhikulal Int.Ltd, India
 G N B Tech, USA
 Godrej & Boyce Mfg Co Ltd, India
 Gunnam Subba Rao Trust, India
 Health Care Marketing Services, India
 Herdillia Chemicals, India
 Humpherey Instruments, USA
 Indian Orthocane Surgicals Ltd, India
 Jain Roadways, India
 Kamala Dalmia Charity Trust, India
 Kapoor Charitable Foundation, USA
 Kathanji Chaturbhuj Sanatorium Trust, India
 Konan, Japan
 Lions Club of Hyderabad Majestic, India
 Mphasis Limited, India
 Meda Narasimhulu & Co, India
 Mehta Investment & Trading, India
 Micro Vision, India
 Milmet Laboratories Pvt Ltd, India
 Misereor, Germany
 National Litho Printers, India
 NOVARTIS, India
 Oshiwara Land Dev Co Ltd, India
 P K Business Enterprise Ltd, India
 Personnel Search Services Pvt Ltd, India
 Polymer Technology Inc, USA
 Ramakrishna Potdar Smaraknidhi, India
 Rampion Eyeteck Pvt Ltd, India
 Ravela Timbers, India
 S R K Consultants, India
 Sai Sri Printers, India
 Satya Enterprises, India
 Seva Foundation, USA
 Shanta Biotechnics Pvt. Ltd, India
 Siris Ltd, India
 Smt Indukuri Shakamma, Indu Projects Ltd, India
 Sri Aruna Auto Service Limited, India
 Sri Krishna Jewellery Mart, India
 Sri Ramdas Motor Transport, India
 Sri Rameswar Ram Charities, India
 State Bank of India, India
 Sudershan Drugs & International Ltd, India
 Suha Devi Poddar Charitable Trust, India
 Sun Pharmaceuticals, India
 Supra Enterprises, India
 Surya Enterprises, India
 Union Bank of India, India
 Vaibhav Empire Pvt. Ltd, India
 Vijaydurga Beverages, India
 Western Transport Agency, India
 Zurich Financial Services, UK

Friends

- Mrs Y Achutam, India
 Ms Kavita Advani, India
 Mrs Aruna Agarwal, India
 Dr Bharatendu Agarwal, India
 Mr Sharat Chandra Agarwal, India
 Mr Kanhaiyalal Agarwal, India
 Mr Madanlal Agarwal, India
 Mr Ramavatar Agarwal, India
 Mr Rambilas Agarwal, India
 Ms Reena Agarwal, India
 Mast Sarad Agarwal, India
 Mr Shaligram Agarwal, India
 Mrs & Mr Gowri Shankar Agarwal, India
 Mr Shishir Agarwal, India
 Mr Vikash Agarwal, India
 Dr Vinay Agarwal, India
 Ms Mahjabeen Ahmed, India
 Dr Raj Anand, India
 Mr K V Anjaneyulu, India
 Ms Sarika Jain Antony, India
 Ms Gowri Arur, India
 Dr M Ajit Babu, India
 Mr S J Balasundaram, India
 Dr Aashish Bansal, India
 Mr K M Bansal, India
 Ms Sashikala Begur, India
 Ms Nancy Benham, India
 Mr P B Bhandari, India
 Mrs Veena & Mr Anil Bhargava, USA
 Dr Kamini & Prashant Bhatia, UAE
 Mrs Maya Bhattacharjee, India
 Mr Bidhu Sekhar Bhattacharjee, India
 Mr M S Prashudas Bhimjee, Lisbon
 Mr Ajeet Birani, India
 Mr Ajeet Birla, India
 Mrs & Mr Harish R Boghani, India
 Mrs & Mr P K Chhabra, India
 Mr Asim K R Chakrabarti, India
 Mr M Chakravarthy, India
 Mr Mathura N Chandan, India
 Mr B R Siva Chandra, India
 Ms T Chandramuki, India
 Mr Jonnalagadda Chandrasekhar, India
 Mr Ram Charla, India
 Dr Mrs Thayamma Chiranjivi, India
 Mr K Bramhanaiah Choadary, India
 Mr Ashok Choudhary, India
 Dr Kushal Choudary, India
 Dr Tuhin Choudhary, India
 Dr Vandana Choudary, India
 Mr N Chowdary, India
 Mr Pankas Daga, India
 Mr Aditya Dalmika, India
 Mr R K De, India
 Mr R Deepika, India
 Mr Pradeep Kumar Devaki, India
 Mrs K Rajeshwari Devi, India
 Mrs P Rama Devi, India
 Ms P Rohini Devi, India
 Ms J Sarojini Devi, India
 Ms Gogineni Shyamala Devi, India
 Ms R Vimala Devi, India
 Mr K N Devidi, India
 Ms Kishan Kumar Dhanraj, India
 Mrs Archana Dhanwatay, India
 Baby Tenzing Doma, India
 Mr Premlal P Doshi, India
 Mr Ramesh Chandra V Doshi, India
 Mr Mayank Farwaha, India
 Mr Naurooz R Rustom Fram, India
 Mrs Bhanumathi Ganapathiraju, India
 Dr Nibaran Gangopadhyay, India
 Dr Prashant Garg, India
 Ms Kalpana Garigipati, India
 Mr Kali Charan Ghosh, India
 Mrs Renuka Ghosh, India
 Mr Ashok Kumar Gilada, India
 Mr Ameer Ali Gilani, India
 Ms Zohra Gilani, India
 Mrs & Mr S N Goel, India
 Dr Nikhil Gokhale, India
 Mr P Hara Gopal, India
 Mr N Gopalakrishna, India
 Mr K Gopiraju, India
 Mr Satish Kumar Gulati, India
 Mr Ajay Gummadi, India
 Mr Polisetty Ekanatha Gupta, India
 Mr Kranti Gupta, India
 Mr Vinit Kumar Gupta, India
 Mr Manorajan Gupta, India
 Ms Meena Gupta, India
 Mr Naman Gupta, India
 Mr Sharad Gupta, India
 Mr Suresh Halwai, India
 Mr & Mrs Rohtas Handa, India
 Dr L Hanumayamma, India
 Mr M Shamsul Haque, India
 Mr H R Hebbar, India
 Mrs Nurbanu & Mr Amir Hemani, India
 Mrs Eva & Dr George F Hilton, USA
 Dr Santosh Honavar, India
 Ms Andrea Stern & Mr Larry Hulbert, Australia
 Mr Ajay Ijantkar, India
 Dr K Indira, India
 Mr L S Hari Haran Iyer, India
 Mr Ajay Jain, India
 Mr Bhanwarlal Jain, India
 Mr Ashok Kumar Jain, India
 Mr Sushil Kumar Jain, India
 Mr Parasamlal Jain, India
 Ms Priyamvada Jain, India
 Ms Rachana Rajiv Jain, India
 Mr Rohit Jain & Mr R C Jain, India
 Ms Sucheta Jain, India
 Mrs Veena & Mr R C Jain, India
 Mrs Sudha Jalan, India
 Mr Suresh Jalani, India
 Mrs P Jayabharathi, India
 Mr Gangadhar Jayanty, India
 Mr Steve Jenner, Canada
 Mr M M Joshi, India
 Mr Vijay Anand Joshi, India
 Ms Devaki Jyothi, India
 Mr Samant Kakarla, India
 Ms Sachi Kale, India
 Ms Sushma Kalidindi, India
 Dr Chitra Kannabiran, India
 Mr A Krishna Kanth, India
 Mr Gul Mohammed Kapadia, Canada
 Mr I M Kapur, India
 Mr Abdul Kareem, India
 Mr R P Singh & Kamlesh Katiyar, India
 Mr Srinivasa Katta, India
 Dr Subhadra Kaul, India
 Ms D Kausalya, India
 Ms Sushma Kaushik, India
 Mr Banwarilal Kedia, India
 Mrs & Dr Kenneth Kenyon, USA
 Dr Mohammad Sarfaraj Ali Khan, India
 Mrs Muneer Khan, India
 Mr Prabha Khan, India
 Mrs Saroja Rani & Mr M L Khemka, India
 Mr Ashok Khicha, India
 Mrs & Mr Kantilal Khimji, India
 Mr Sita Ram Sri Kishan, India
 Mr Bhupendranath Kochhar, India
 Mr Challa Kodandaram, India
 Mr Srinivas Koppolu, India
 Mr Faruk Koreishi, USA
 Dr P G Koshi, India
 Drs Kamal & Tarun Kothari, USA
 Mr V Bala Krishna, India
 Mr N Radha Krishna, India
 Mr P Rama Krishna, India
 Mr Allika Mohan Sai Krishna, India
 Mr Manchineni Sivarama Krishna, India
 Mr R N Krishnan, India
 Dr Raghu Krishnan, India
 Mr Viney Kulkarni, India
 Mr Ajay Kumar & Mr Sushil Kumar, India
 Mr Anand Kumar, India
 Mr Anil Kumar, India
 Mr C M Ravi Kumar, India
 Mr G V Kumar, India
 Mr Ramesh Kumar, India
 Mr V Sampath Kumar, India
 Mrs Asha & Mr Vijay Kumar, USA
 Mr Vinod Kumar, India
 Mr Bondugula Ranga Reddy & Ms Surya Kumari, India
 Ms A Swarna Kumari, India
 Mr Alladi Kuppuswami, India
 Ms Karen Laduke, India
 Mrs & Dr Peter Laibson, USA
 Mrs P Lalithamba, India
 Mr Rozella Lapp, USA
 Mr Tumma Laxminarasimhulu, India
 Mr Fred de Sam Lazaro, USA
 Mrs Kathy & Mr James Leo, USA
 Mr Ramchand Lulla, India
 Mr V Madhu, India
 Mrs Gangagi & Dr Sivaram Maguluri, USA
 Mr Uttam Mahajan, India
 Mr M P Mansinghka Mahavir, India
 Mrs & Mr P Mahendra, India
 Mrs Malathi Mahesh, India
 Dr P Rama Rao Maimisam, India
 Mr P Majumder, India
 Mr Shreeram N Makadia, India
 Mr Girma Makonnen, Kenya
 Mr Anil Manot, India
 Dr Anand Mathew, India
 Mr Sunil Mathur, India
 Dr Saima Majid Mattu, India
 Dr Paras I Mehta, India

Mr Kapil Mehta, India
 Mrs Chitra Mitra, India
 Dr Kanti Mody, India
 Mrs Rama & Mr Nandlal Mor, India
 Mr Kamal Mullapudi, India
 Mr Binod Kumar Murarkhar, India
 Mrs & Mr B V S S R Murthy, India
 Mrs Lakshmi Murthy, India
 Mrs Lalitha Rama Murthy, India
 Mr Om Prakash Murugai, India
 Dr N C Naayak, India
 Mr Vinod Nahata & Family, India
 Mr K Ram Murthy Naidu, India
 Mr Durgesh Nandhini, India
 Mr V Kesav Rao Choudhary &
 Smt Vallurupalli Navarathnam, India
 Dr Saman Sona Nayake, Sri Lanka
 Mr P P Neelakantan, India
 Mr Udanda Rao Neeraja, India
 Mr Venkat R Nekkanti, India
 Mr Vivek Nirkha, India
 Mrs Rehan Noronha, India
 Mr T Padmanabhan, India
 Dr Shirly George Panicker, India
 Mr Papalal, India
 Mr Rushikesh Parekh, India
 Mr Krishna K Parekh &
 Mrs Chaula J Parekh, India
 Mr Babubhai C Parikh, India
 Mr P Parvathisem, India
 Mrs & Mr P R Patel, India
 Mr Bhupatbhai J Patel, India
 Mr Roshan Patil, India
 Mr Bhagwan Patro, India
 Mr Vijay Kumar Paudhari, India
 Drs Uppuluri Chowdary &
 Pinnamaneni, USA
 Ms Githa Pisupati, India
 Ms Bimla Poddar, India
 Mr Mohan Prabhakar, Malaysia
 Mr P S Prabhakar, India
 Mrs Subarna Prabhaker, Malaysia
 Mrs Neela Dilip Prabhavalakar, India
 Dr Pallavi Prabhu, India
 Mr S N Prakasam, India
 Mr Juhi Prasad, India
 Dr M S Prasad, India
 Mr M V S Prasad, India
 Mr T S R Prasad, India
 Mr M Satya Sai Prasad, India
 Mr P Punnaiah, India
 Mrs Lalitha & Mr Raghuram, India
 Mr Shivram Das & Mr Jagdish Rai, India
 Mr V K Rajpal, India
 Dr Rajeev, USA
 Mr K Rajsekhar, USA
 Master A Raju, India
 Mr P L Raju, India
 Mrs Pushpa S Raju, India
 Mr Vankina Sri Rakesh, India
 Mr M Raman, India
 Dr Usha Raman, India
 Mr Gopal Krishna Ramaswamy, UK
 Mr D B Ramchandargi, India
 Mrs Kothari Rangachari, India
 Mrs & Mr Rustom D Ranji, India
 Mr A Appa Rao, India

Mr Ayyanna Rao, India
 Mr Kuchi Bhaskara Rao, India
 Mr T Vasu Deva Rao, India
 Mr Vallabhaneni Gangadhara Rao, India
 Mr B Raja Gopal Rao, India
 Mr B K Rao, India
 Mr K Chenna Kesava Rao, India
 Mr Kanagala Kesava Rao, India
 Mr S Malleshwara Rao, India
 Mr Mallikarjuna Rao, India
 Mr Mohan Rao, India
 Mr Muralidhar Rao, India
 Mr Nrupender Rao, India
 Mr C Shankar Rao, India
 Mrs D Saraswathi & Mr D M Rao, India
 Mr G V Ramana Rao, India
 Mr B Chandra Sekhar Rao, India
 Ms T Sharda Rao, India
 Mrs Sharmila & Mr M Srinivasa Rao, India
 Mr A V Subba Rao, India
 Mr Gannabattula Subba Rao, India
 Mr Y Sundar Rao, India
 Ms Swarna Rao, India
 Mrs Vaishali Rao, India
 Mr Veeramachaneni Venkata Rao, India
 M Venkateswar Rao, India
 Mr Vishal Rao, India
 Mr M Ratnam, India
 Ms Y Venkata Ratnam, India
 Dr S Ravinder, India
 Mr A Achyuth Reddy, India
 Ms Anjali Reddy, India
 Dr C Anupama Reddy, India
 Mrs & Mr Damodar Reddy, India
 Mr G Dharwa Reddy, India
 Mr G V Kesava Reddy, India
 Dr N Krishna Reddy, India
 Mrs G Madhavi Reddy, India
 Mr P Satyanarayana Reddy, India
 Mr C Shashidar Reddy, India
 Dr C Vijay Mohan Reddy, India
 Mr Babulal Roongta, India
 Mr Jan Ros, Netherlands
 Mrs Shivani & Mr S K Roy, India
 Mr Sukumar Roy, India
 Mr Pirati Saibabu, India
 Mr Shakti Sagar, India
 Mr N Samson, India
 Mr Acmrj Ben D Sanghavi, India
 Mr Mahesh P Sanghvi, India
 Dr Virender S Sangwan, India
 Mrs V Saraswathi, India
 Mr K R Sarma, India
 Mr V V Chalapathi Sarma, India
 Mr Mavji Bhai Savla, India
 Ms P Seethamma, India
 Mr Capt Surya Prasad Seethapathi, India
 Mr Subrata Sen, India
 Mr Ramaswamy Seshadri, India
 Mr Behram R Sethna, India
 Mr S Satyanarayana Setty, India
 Mrs & Dr I C Shah, USA
 Ms Champaben Shah, India
 Mr Jainesh H Shah, India
 Mrs Rukhmani Gardi &
 Mr Vandana J Shah, India
 Mr G N Shah, India

Dr M Shalini, India
 Mrs Usha & Dr Shamanna, India
 Dr Padmaja Shankaridurg, Australia
 Mr B Sharma, India
 Dr Savitri Sharma, India
 Mr Satyamanayan Shetty, India
 Mrs Lakshmi Shinde, India
 Dr Ashok C Shroff, India
 Mr Rajiv Shroff, India
 Mrs Meenakshi Singh, India
 Ms Ritu Singh, India
 Dr Sunil Kumar Singh, India
 Mr Vinod Singh, India
 Mr Kishan Singhal, India
 Mrs & Mr Radhey Shyam Singhal, India
 Dr J Snehalatha, India
 Mr Jai Kishan Somani, India
 Ms Parikshit Somani, India
 Mr S Somasegar, India
 Mrs Gyana Devi Sonaji, India
 Mrs Kuchakulla Sowbhagya, India
 Mr R Srichand, India
 Ms S Sridevi, India
 Dr P Sridhar, India
 Dr D Srikrishna, India
 Mr Varanasi Srikrishna, India
 Mr B Srinivas, India
 Dr P Srinivasulu, India
 Dr P Sriramulu, India
 Mr Sadanan Satyarthi, India
 Dr C Subbarayudu, India
 Mr M Subramanayam, India
 Mr T G Subramaniam, India
 Dr Nirmala Subramanian, India
 Ms Subhashini Subramanian, India
 Mrs Sugandham, India
 Mr M Sukumaran, India
 Dr Sham Sunder, India
 Mr Subhash Surana, India
 Mr Y Suryanarayana, India
 Ms T Swarna, India
 Mr Deepak Taneja, India
 Drs Kamla & L N Taneja, India
 Dr Mukesh Taneja, India
 Dr S Telgaonkar, USA
 Mrs Savitaben D Thakker, India
 Drs Jaimala & Kishen Thanik, USA
 Ms Shanthi Thirumalai, India
 Mrs & Dr Nalin Tolia, USA
 Mr Jagadish Turimella, USA
 Mrs Nita & Mr Nalin J Unakar, USA
 Dr Mustali M Vagh, India
 Ms A Vanathi, India
 Mr Brian Valentine, India
 Mr Raghavan Varadarajan, India
 Mr P V K S Varma, India
 Mr Rao S Varonari, South Africa
 Ms P Atchayamma Veeraswamy, India
 Mr Ravi Venkatesan, India
 Mr Nandlal M Verma, India
 Mr Saroj Rajnikant Vora, India
 Dr Prateep Vyas, India
 Dr Saradani Vyas, India
 Dr Sangeeta Wagh, India
 A K Management Consultants, India
 Alliance Medical Systems, India

American Cancer Society, USA
 Ankit, India
 Apuroopa Builders, India
 Ariez Kothavala Memorial Trust, India
 Arudra Engineers Pvt Ltd, India
 Atma Ram & Company, India
 Banjara Hills Ladies Group, India
 Bh S R Highway Petroleum Centre, India
 C S Construction Company, India
 Celebrity Management Group, India
 Century Fiber Plates Pvt Ltd, India
 Choice Marketing Company, India
 Cooke & Kelway (Delhi) Pvt. Ltd, India
 Denis Chem Lab Limited, India
 E John Kurivila Memorial Charitable Trust, India
 Enkay Textfab Pvt Ltd, India
 Eon Designers, India
 Esskay Shipping Pvt. Ltd, India
 Frost Falcon Distilleries Ltd, India
 Girdharilal Shewnarain Tantia Trust, India
 G P Associates, India
 Harvin Scientific Optics Pvt Ltd, India
 Hirlekar Precision Engg Pvt Ltd, India
 Hy-Magnetics Pvt Ltd, India
 Indo American Optics Ltd, India
 Jain Housing, India
 K B J Enterprises, India
 K S Rao Exports Pvt. Ltd, India
 K V R Projects Pvt Ltd, India
 Kanikar Foundation, India
 Karodimal Bansal & Sons, India
 Kedia Agrotech Pvt Ltd, India
 Khan Bahadur Babukhan Foundation, India
 Khilani Constructions Pvt Ltd, India
 Khurana Engineering Pvt Ltd, India
 K Kumar Raja Projects Pvt Ltd, India
 Lal Construction, India
 Lawrence & Mayo (Opticals), India
 M M Consultants, India
 Mahaveer General Suppliers, India
 Margadarsi Chit Fund Ltd, India
 Meda Charitable Foundation, India
 Metrobio Caeiro, India
 Microsoft India Pvt Ltd, India
 Modi Nagar Enterprises, India
 NLR Property Developers Pvt Ltd, India
 Naveen Paper Stores, India
 Pack & Prik Pvt Ltd, India
 Parekh Distributors, India
 Pinnamaneni Poly Clinic, India
 Quick Builders, Engineers & Contractors, India
 Raja Bahadur Motilal Bansilal Charitable Trust Fund, India
 Ravela Engineering Industries, India
 Raveela Doors & Decors, India
 Ravi Associates, India
 Reacon Industry Pvt. Limited, India
 RMP Infotech Private Limited, India
 S K A A Vilas, India
 S R Kamath & Co, India
 S V C Projects Pvt Ltd, India
 Sajjan Savitri Agarwal Charity Trust, India
 Seth Chiranjilal Khaitan Trust, India
 Seth Construction, India
 Shalimar Chemical Charitable Trust, India
 Shanti Devi Mansighka Trust, India
 Shree Annai Coirs, India
 Shree Automobiles Pvt Ltd, India
 Shreeradha Krishna Goenka Trust, India
 Shriram Chits Pvt Ltd, India
 Simhadri Agencies, India
 Sita Cement Limited, India
 Siva Traders, India
 Smt Zaverbai Kantilal Thakkar Charity, India
 Sneh Pharmaceuticals, India
 Spectra Shares & Scrips Limited, India
 Sree Krishna Constructions, India
 Sree Mitra Townships Pvt Ltd, India
 Sreenivasa Builders, India
 Sree Venkateswara Coir Works, India
 Srinivasa Agencies, India
 Sri Upadresto Narayana Rao Charitable Trust, India
 State Bank of Hyderabad, India
 Strategic Insurance Services Pvt Ltd, India
 Tameer Consulting Associates, India
 Verma Consultancy Services, India
 Vikash Solnextrects Ltd, India
 Vishal Rubber Industries, India

Support during the year

Adilabad

Mr Nimma Rajula Damodar

Ahmedabad

Mr Gurdeep Singh Batra
Mr Jayant P Morakhice
Ms Tanishka Tejas Shah
Ophthalmic Marketing & Services Pvt Ltd

Amalapuram

Ms N Laxmi

Aurangabad

Mr Arun P Kulkarni
Mr K A Prabhu

Belgaum

Mr Om Prakash Y Naik

Bengaluru

Mr S Satyanarayana Setty
Allergan India Pvt Ltd
BioMedix Optotechnik & Devices Pvt Ltd
Carl Zeiss India Pvt Ltd
Grandhi Enterprises Pvt Ltd

Bhadrachalam

Ms M Padmavathy
Mr T Prakasam

Bhopal

Ms Shwetha Agarwal

Bhubaneswar

Ms Vimala Agarwal & Ms Parvati Sahu
Mr Ravi Churiwala
Dr Taraprasad Das
Ms Radhika Dhanuka
Ms Vandana Dhurka
Mr Bharat Jalan
Mr Manav Jalan
Mr Subhash Chandra Jena
Mr Suresh Joshi
Ms Sarita Kar
Mr Amit Manaktala
Ms Syama Kumari Mishra
Mr Bikash Chandra Mohanta
Mr Kshitish Chandra Mohanty
Mr Prakash Chandra Mohanty
Mr Krushna Chandra Mohapatra
Dr Aravind Roy
Ms Liza Samal
Mr Ranjan Prasad Singh

Alcon Laboratories India Pvt Ltd
Appasamy Associates
Klar Sehen Pvt Ltd
Novartis Health Care Pvt Ltd
Paradip Port Trust
Sightsavers
Vision Care

Chandigarh

Mr Amardeep Singh

Chinoutpalli

Dr Pinnamaneni Siddhartha Institute of
Medical Sciences & Research Foundation

Chhindwara

Ms Durgabai Agarwal
Mr Ritesh Agarwal

Cuttack

Mr Krushna Chandra Mohapatra
B C Mohanty & Sons (P) Ltd

Durgapur (Maharashtra)

Mr Alok Pandey

Eluru

Master Arepally Raju

Faridabad

Mr Rajinder K Madan

Guntur

Mr Bommaraju Raghunath Rao &
Ms Sujatha
Mr S Subhushana Rao

Gurgaon

Mr G V Rao

Hizal Pukur PO

Mr Sadananda Ghosal

Howrah

Ms Elizeveth Kujur

Kakinada

Mr S Bhaskar Rao

Karimnagar

Mr S K Attal

Kurnool

Dr G Pushpalatha

Khammam

Mr Y Buchi Babu

Kochi

Mr Mohan Raj Shanmugam

Kolkata

Ms Reena Agarwal
Ms Shaligram & Mr Vikas Agarwal
Dr Monimog Ghosh
Dr Siddhartha Gupta
Ms Manju Khatawat
Mr Prakash C Laha
Mr Sandip Mukharjee
Ms Krishna Neotia
Alkaloids Corporation
G D Salapurja Foundation
Ginia Devi Todi Foundation
Khaitan Electricals Ltd
K P M G India Pvt Ltd
P V Tulsian Charitable Trust
R K Charity Trust
Shiwal Chandrakala Devi Sarda
Charitable Trust
Tulsian Charitable Trust
Tulsian Mahadeolall Charitable Trust
Madanlal Patodia Charitable Trust

Kovvur

Mr Ch V Raghava Rao

Machilipatnam

Mr P V Adishesu
Mr M S R Anjaneyulu
Mr J Narasimha Murthy
Mr Peddisetti Sree Rama Murthy
Mr P Rama Rao
Mr L S Sastry
Mr D Venkateswarlu

Mumbai

Mr Ramesh Chand Agarwal
Mrs & Mr Rajendra Y Angle
Mr Sameer Bagai
Mr Sunil Choksey
Mr Arun P Deshpande
Mr Chandrakant Gada
Mr Mayank Jhaveri
Mr Ritesh Kewalramani
Ms Daisy Purohit
Ms Simran Purohit
Mr Behram Sethna
Mr Rajul Shah
Ms Javerben K Thakker &
Mr Kantilal K Thakker
Ms Savitaben J Tolia
H K Enzymes & Biochemicals Pvt Ltd
Jinga Enterprises
Micron Platers
Pareesh Chemicals
Sun Pharmaceutical Industries Limited
Tembey & Mhalre
United Way of Mumbai

New Delhi

Dr Manish Malhotra
Ms Maitreyee Narendra
Mr Sumangal Narendra &
Ms Mandakini Deshmukh
Mr Vikramaditya Narendra
Mr Pramod Sharma
Mr Amarendra Kumar Tewary
Dr P V Venugopal
Chinmaya Prosthetics Centre
Ravi Sud & Son

Noida

Mr Anurag Dubey

Palakoderu

Mr K Samba Siva Raka

Pune

Mr Chiranjeevi Gunturu
Ms Geetha Narayan Das Hinduja
Ms Archana Karmakar
Ms Priya Sudhir Phernani

Sirpur-Kagaznagar

Mr Tadepalli Sridhar

Tanuku, West Godavari

Dr Hussain Ahmed

Tezpur

Mr Pallash Daas

Thiruvananthapuram

Mr Sajit Wilson

Tirupati

Ms K Archana

Vadodara

Intra Ocular Care Pvt Ltd

Vijayawada

Mr Adusumilli Jitendranath

Mr K V J Subba Raju

Mr E Jagan Mohana Rao

Visakhapatnam

Ms Winnie Bhatia

Mr N Duraiswamy

Mr P Hara Gopal

Ms J Vijaya Prasad

Ms Shobha Rani

Mr V Subba Rao

Mr D Satyanarayana

Mr B Dorai Swamy

Mr B V S Vaibhav

Dr P V K S Varma

NTPC Limited

SBTSHSSSS Charitable Trust

Symbiosis Technologies

Vaibhav Empire Pvt Ltd

Visakha Imaging & Medical Pvt Ltd

Vishakha Industries Private Limited

International**Italy**

Mr Sarvajit Chakravarti

Oman

Mr Maha Abdul Halim

Portugal

Mr Siraj Badrudin

Sudan

Mr Magda A Halim

UAE

Ms Salma Khan and Mr Shakil Khan

United Kingdom

Mr V R Gudka & Ms K V Gudka

Ms Sheela Thyagaraja

Ms Jenny Yao

Miriam Hyman Memorial Trust

Sightsavers

United States of America

Mrs Veena & Mr Anil Bhargava

Mr Robert J Biggar

Mrs Rita & Mr Bill Bourne

Mr Vamsi Krishna Cherukuri

Mr Naresh Chintalcheru

Mrs Sunita & Mr Praveen Gottipalli

Mr N V Rao & Ms Sailakshmi Nekkanti

Mrs Saroja & Dr A Narsing Rao

Mr Goteti Trinath & Ms Naga Lakshmi

Mr Jagadish Turimella

Combat Blindness Foundation

Latter-day Saint Charities

Hyderabad

Mr Devender Agarwal
Ms Sushma Agarwal
Mr Kareem Akram
Mr T S R Anjaneyulu
Dr Koduri Anuradha
Ms R Aruna
Mr Kaushik Arunagiri
Ms Gowri Arur
Mr N Ashok
Dr Nuzhat Aziz
Dr D Balasubramanian
Dr Mahtab S Bamji
Mr K Bhanumurti
Dr Pranab Kumar Bhattacharya
Ms G Hima Bindu
Mr Goutham Bohra
Ms Lalitha Burra
Dr Anitha Chandra
Ms Pushpa Chellani
Ms Hema Chennupaty
Mr V B Chinnam
Ms & Mr C C Das
Ms Perin Bazun Dittia
Ms Amba Docca
Ms Durga
Mr B Dilip Fain
Dr Evita Fernandez
Dr Prashant Garg
Dr Usha Gopinathan
Mr Ashok G Gudsoorkar
Mr Sharad Gupta
Ms Gayatri Ilavajhala
Ms Ankita Jain
Ms Kamala Bai Jain
Mr Lalit Kumar Jain
Ms Veena Jain
Mr Gangadhar Jayanty
Mr V Noel Johnson
Ms Vignana Jyothi
Ms N Kalyani
Mr P A Surendra Kishore
Mr Abdul Khader
Mr Mohd Khaja
Mr Ashok Kothari
Ms Jayasree Kollipara
Mr K S Aravinda Krishna
Mr P Radha Krishna
Mr C Vamshi Krishna
Mr M Rama Krishnaiah
Mr Sannapaneni Krishnaiah
Mr Kale Prem Kumar
Mr Dintyala Udaya Kumar
Dr Usha Kumar
Ms D Rama Lakshmi
Mr M C Laxmanna
Ms M Mahalakshmi
Mr Uma Mahesh
Mr Ashok Kumar Malpani
Mr Guru Prasad Manderwad
Dr Syada Mehajabeen
Mr Chintan Mehta
Ms Asha Latha Mettla
Ms Soumya Reddy Monagal
Mr V L N Murthy
Mr M S N Murthy
Mr N Sree Rama Murthy
Dr Somasheila Murthy

Mr Pisupati Padma Nabha
Mr M Nagaraju
Mr A Mahesh Naidu & Ms Sowjanya Mahesh
Ms Ratna Naidu
Mr K V L Narasimham
Ms Prabha Lakshmi Narasimham
Mr V Udaya Narayana
Mr S Srikanth Nehru
Mr Siva Naga Mahesh Nelakudity
Ms Veda Priya Nelakudity
Dr Irfana Nikhat
Ms Sheila Nuti
Mr T Padmanabhan
Dr Sunil T Pandya
Mr Ahmed Ali Pasha
Mr Sukethu S Patel
Ms Madhavi Pathania
Dr Srinivas Pothapragada
Dr G Pramod
Mr Prasad & Ms Madhu Kilaru
Mr A V A R K Prasad
Mr T S R Prasad
Mr J S V R Prasad
Mr M Guru Prasad
Mr Amit Kishore Prasad
Ms A Uma Prasad
Mr Kapa V Prasad
Mr T Venkata Praveen
Mr Ram Mohan Rao Pulijala
Mr Suraj Radia
Mr J V Raghu
Ms Meenalochani Raghunatham
Dr Vimala Rajappa
Mr M Pandu Ranga Raju
Mr Suri Seeta Ram
Ms Vijaya L Ramam
Dr Usha Raman
Mr Kothai Rangachari
Justice T N C Rangarajan
Ms M Pramila Rani
Mr C Aseervada Rao
Mr Ch Bhaskar Rao
Mr K Hanumatha Rao
Mr V V S Janardhan Rao
Mr S Koteswara Rao
Mr S S R Koteswara Rao
Mr N Madhusudhana Rao
Dr Gullapalli N Rao
Mr P V Narasimha Rao
Mr Y Hari Prakasha Rao
Mr B V V H B Prasada Rao
Mr T V Rama Rao & Ms T Kanaka Durga
Mr V Raman Rao
Ms & Mr P Rama Seshagiri Rao
Prof Palle Rama Rao
Mr G Srinath Rao
Mr P V Subba Rao
Mr Dammalapati Ravikumar
Ms Tuljha Bhavani Reddy
Ms Hanumadi Reddy
Ms Vigna Madi Reddy
Ms Shobha Reddy
Mr B V L S Sarma
Mr K S N Sarma
Mr K S R Sarma
Mr V V S Rama Sarma
Mr B V L Subrahmanyam Sarma

Mr T C K Sastry
Mr T V S Sastry
Ms A Satyadevi
Dr P Satyanarayana
Ms Seethal
Dr G Chandra Sekhar
Ms Sheetal Siddamsettiwar
Mr S M Siddiqui
Mr Mahesh Sithani
Ms P Sreedevi
Mr P N Krishna Srikanth & Ms Seshu Bala
Mr M N Srividhya
Ms Chalamalasetty Kusuma Srilekha
Mr Madhapeddi Srinivas
Mr Y Subrahmaniam
Ms T Sulochana
Dr Mubeen Sultana
Mr D V S R Suryam
Ms Varalakshmi Tadepalli
Ms Shanta Tayi
Mr S Thirumalai
Mr G Venkatesh
Ms G Yadamma
Amrutha Sales Corporation
Andhra Bank
Bala Bandhu Foundation
Bharat Biotech International Ltd
Denison Hydraulics India Limited
Dontineni Seshagiri Rao Charitable Trust
Dr N Venkateswami Chetty Charitable Trust
ESPI Industries & Chemicals (P) Ltd
Fernandez Hospital Pvt Ltd
Formula HR Consulting Pvt Ltd
Ganga Pharma Distributors
Hina Pen and Stationery
Hyderabad Enterprises
Hyderabad Vaccine House
Indian Institute of Public Health
Indus Scientifics
Jacob Scientifics
Kamalvas Enterprises
My Choice Sarees Pvt Ltd
Nimmagadda Foundation
Oakridge International School
Om Tao Scientific Apparatus
Pharmaceutical Export Promotion Council
Pradeep Technical Consulting Services Pvt Ltd
Prasad Acumeter Pvt Ltd
Prasad Film Laboratories Pvt Ltd
Prasad Productions Pvt Ltd
Pratham Marketing
Prof L V A R Sarma School of Information
Technology
Q Mart Enterprises
Raj Medi Tech
Sakshum
Sai Sri Printers
Sandor Medicais Pvt Ltd
Shodhana Laboratories Ltd
Sri Balaji Pharma
Standard Chartered Bank
S T Traders
Summit Furnishers
Veljan Hydrair Pvt Ltd
Vignana Jyothi
Yashna Medisys Pvt Ltd
Youdan Marketing


Our International & National Linkages

International

• Alcon, USA • Allergan, USA • B P Koirala Institute of Health Sciences, Nepal • Bartimeus, The Netherlands • Bausch & Lomb, USA • Bristol Eye Bank, Bristol Eye Hospital, Bristol, UK • Cambridge University, UK • Canadian International Development Agency, Canada • Canadian International Service Organisation, Canada • Carl Zeiss, Germany • Case Western Reserve University, Australia • Centre for Eye Research & Technology, Australia • Centre for Eye Research Australia, Melbourne, Australia • Centre for Sight General Hospital, Kandy, Sri Lanka • Centre of Excellence in Molecular Biology, Lahore, Pakistan • Champalimaud Foundation, Portugal • Children's Hospital of Florida, USA • Children's Hospital of Philadelphia, University of Pennsylvania, USA • Christoffel Blindenmission, Germany • Cicendo Eye Hospital, Bandung, Indonesia • Combat Blindness Foundation, USA • Cornea & Contact Lens Research Unit, Australia • Dr Wahidin Sudiro Husodo General Hospital, Indonesia • Duke University, Durham, USA • Eye Sight International, Vancouver, Canada • Fred Hollows Foundation, Australia • Fund Incorporated, Australian Federation of University Women (AFUW) and Queensland branch, Australia • General Hospital, Nagoda, Kalutara, Sri Lanka • Harvard University, Cambridge, MA, USA • i2 Foundation, Texas, USA • Institute of Eye Research, Sydney, Australia • International Association for Contact Lens Education, Australia • International Center for Eye Care Education, Australia • International Federation of Eye & Tissue Banks, Baltimore, USA • Islamia Eye Hospital, Dhaka, Bangladesh • Johns Hopkins University, Baltimore, USA • Jules Stein Eye Institute, University of California, Los Angeles, USA • Kenyatta National Hospital, Kenya, Africa • Korle-Bu Teaching Hospital, Ghana, Africa • Lighthouse International, New York, USA • Lions Eye Institute, Australia • Lions International, USA • London School of Tropical Hygiene & Medicine, UK • Massachusetts Eye and Ear Infirmary, Boston, USA • Mayo Clinic, Rochester, USA • Moorfields Eye Hospital, London, UK • National Institute of Ophthalmology & Hospital, Dhaka, Bangladesh • National Institute of Sensory Organs, Tokyo, Japan • National Institutes of Health, Bethesda, MD, USA • Northwest Lions Eye Bank, Seattle, USA • Northwestern University, Evanston, IL, USA • Ohio State University, Columbus, USA • Operation Eye Sight Universal, Canada • ORBIS International, New York, USA • Pakistan Institute of Community Ophthalmology, Peshawar, Pakistan • Pharmacia & Upjohn, Sweden • Queensland University of Technology, Brisbane, Australia • Rotary International, USA • Santen Inc., USA • School of Medicine and Dentistry, University of Rochester, Rochester, USA • Service de Biologie Cinique Institut Salah Azaiz, Tunisie • Sightsavers International, UK • State University of Rochester, USA • SUNY School of Optometry, New York, USA • Tel Aviv University, Israel • The Cooperative Research Center for Eye Research & Technology, Australia • The Hadley School for the Blind, Illinois, USA • The Tun Hussein On National Eye Hospital and the Malaysian Association for the Blind, Kuala Lumpur, Malaysia • Tubero, Sendai University, Japan • Tufts University of Medicine, Boston, MA, USA • University of Aberdeen, Scotland, UK • University of Florida, Gainesville, FL, USA • University of Heidelberg, Germany • University of London, UK • University of Melbourne, Melbourne, Australia • University of Nairobi, Kenya • University of New South Wales, Australia • University of Nottingham, Nottingham, UK • University of Ottawa, Canada • University of Rochester Eye Institute, University of Rochester, New York, USA • University of South Carolina, USA • University of Sydney, Australia • University of Tennessee, Memphis, Tennessee, USA • University of Toronto, Canada • University of Udine, Italy • University of Waterloo, Canada • Vanderbilt University, USA • Vision CRC, Australia • William Beaumont Hospital, Michigan, USA • Wills Eye Hospital, USA • World Health Organization, Switzerland • Yangon Eye Hospital, Myanmar • Yayasan Penyatun Wyata Guna, Indonesia.

National

• Action on Disability and Development India, Bangalore • Ali Yavar Jung National Institute for the Hearing Handicapped, Secunderabad • Anthropological Survey of India, Kolkata • Aravind Eye Hospital System, Madurai • Benares Hindu University, Varanasi • Bhabha Atomic Research Centre, Mumbai • Bio-Medix Optotechnik & Devices Pvt. Ltd., Bangalore • Birla Institute of Technology and Science, Pilani • Blind People's Association, Ahmedabad • Calcutta University, Kolkata • CBR Forum, Bangalore • Centre for Cellular and Molecular Biology, Hyderabad • Centre for DNA Fingerprinting and Diagnostics, Hyderabad • Centre for Human Genetics, Bangalore • Consolidated Products Corporation Pvt. Ltd., New Delhi • Council for Advancement of People's Action, New Delhi • Council of Scientific & Industrial Research, Government of India, New Delhi • Department of Biotechnology, Government of India, New Delhi • Department of Science & Technology, Government of India, New Delhi • Eye Bank Association of India, Hyderabad • Guru Nanak Dev University, Amritsar • Holy Cross College, Tiruchirappalli • Indian Council for Medical Research, New Delhi • Indian Institute of Chemical Biology, Kolkata • Indian Institute of Information Technology, Hyderabad • Indian Institute of Science, Bangalore • Indian Institute of Technology, Chennai • Indian Orthocane Surgicals, Chennai • Indian Statistical Institute, Kolkata • International Human Resource Development Centre, Coimbatore • Jammu University, Jammu • JPM Rotary Eye Hospital, Cuttack • Micro Vision, Ahmedabad • Milmet Laboratories Pvt. Ltd., Ahmedabad • National Association for the Blind, Mumbai • National Brain Research Centre, Gurgaon • National Institute for Mentally Handicapped, Secunderabad • National Institute for the Visually Handicapped, Dehradun • National Institute of Mental Health and Neuro Sciences, Bangalore • National Institute of Mental Health, Hyderabad • National Institute of Nutrition, Hyderabad • Sadguru Netra Chikitsalaya, Chitrakoot • Sankara Nethralaya, Chennai • Sir Ratan Tata Trust, Mumbai • Thakur Hari Prasad Institute for Research and Rehabilitation of Mentally Handicapped, Hyderabad • The Helen Keller Institute for Deaf and Deafblind, Mumbai • University of Hyderabad, Hyderabad • VIMTA Laboratories, Hyderabad • Vision Research Foundation, Chennai.



A view of the Art Gallery on Level 6 at Hyderabad campus, where several works by Mr Surya Prakash, our senior artist-in-residence are on display.
Inset: The hand that wields the paintbrush!



L V Prasad Eye Institute

Kallam Anji Reddy Campus
L V Prasad Marg, Banjara Hills
Hyderabad 500 034, India
Tel: 91 40 3061 2345
Fax: 91 40 2354 8271
e-mail: info.hyd@lvpei.org



L V Prasad Eye Institute

Patia, Bhubaneswar 751 024
Orissa, India
Tel: 91 0674 3989 2020
Fax: 91 0674 3987 130
e-mail: info.bbsr@lvpei.org



L V Prasad Eye Institute

G M R Varalakshmi Campus
Door No: 11-113/1
Hanumanthawaka Junction
Visakhapatnam 530 040
Andhra Pradesh, India
Tel: 91 0891 3989 2020
Fax: 91 0891 398 4444
e-mail: info.vizag@lvpei.org

