

Celebrating 25 years of excellence in eye care



L V Prasad Eye Institute

So that all may see



**2011 – 2012
Activity Report**

The LVPEI Eye Health Pyramid



Vision

To create excellent and equitable eye care systems that reach all those in need.

Mission

The mission of L V Prasad Eye Institute is to be a centre of excellence in eye care services, basic and clinical research into eye diseases and vision-threatening conditions, training, product development, and rehabilitation for those with incurable visual disability, with a focus on extending equitable and efficient eye care to underserved populations in the developing world.



World Health
Organization

Collaborating Centre for
Prevention of Blindness



LV Prasad Eye Institute

Committed to excellence and equity in eye care

Activity Report
April 2011 – March 2012

THE LVPEI

Centre of



Tertiary



Secondary Care



Bhosle Gopal Rao Patel Eye Centre, Mudhol, Adilabad



Seshanna Chennawar Eye Centre, Adilabad



Kuchukulla Ramachandra Reddy Eye Centre, Thoodukurthy, Mahbubnagar



Venkata Lakshmi Eye Centre, Karamchedu, Prakasam



Sudhakar & Sreekanth Ravi Eye Centre, Markapuram, Prakasam




Sudhakar & Sreekanth Ravi Eye Centre, Kandukuru, Prakasam

Primary Care

Bhainsa	Utnoor	Wanaparthi	Parchuru	Tripuranthakam	Tangutur
Kubeer	Boath	Achampet	Panguluru	Yerragondapalem	Kondapi
Nandipet	Jainath	Nagarkurnool	Pedanandipadu	Dornala	Lingasamudram
Navipet	Bela	Kothakota	Yeddnapudi	Cumbum	Chandrasekharapuram
Kallur	Narnoor	Kollapur	Marturu	Bestavaripeta	Singarayakonda
Lokeshwaram	Jainoor	Ghanapuram	Ballikuruva	Giddalur	Pamuru
Tannur	Jannaram	Bijnapally	Epurupalem	Podili	Ulavapadu
	Medarpet	Telkapally	Chinnaganjam	Darsi	Medarmet
	Talamadugu	Kalwakurthy	Naguluppalapadu	Kurichedu	Santhanuthalapadu
	Gudihathnoor	Lingala	Vetapalem	Chimakurthi	Kothapatnam
	Echoda	Amangal			
	Indervelly				

NETWORK

Excellence



campus, Hyderabad

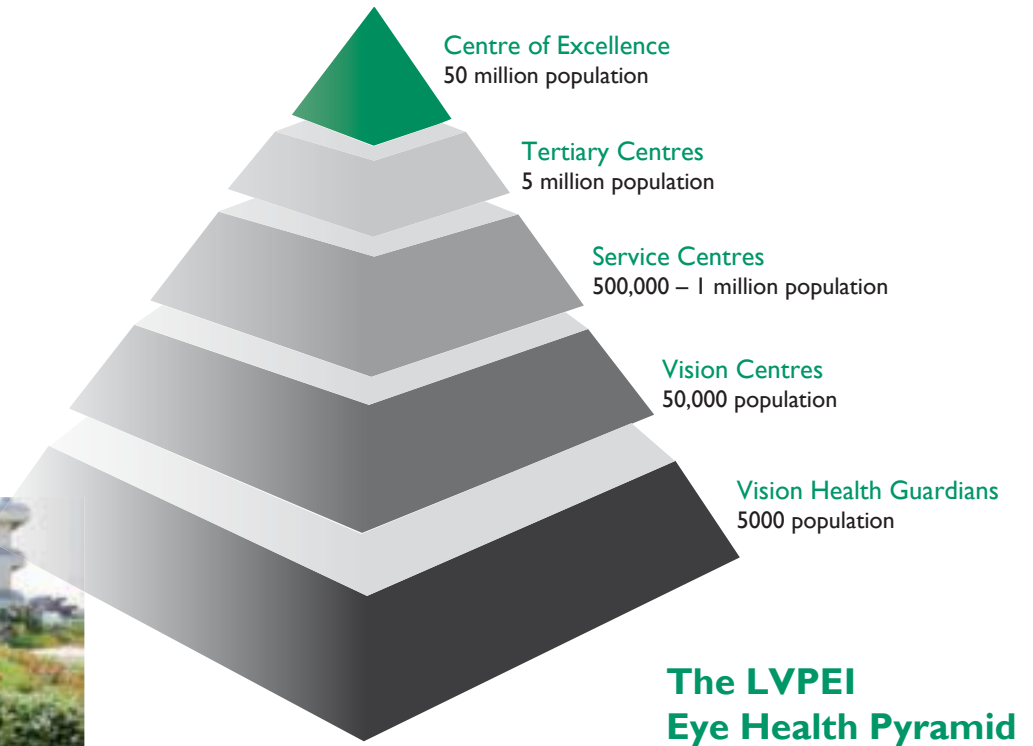
Centres



am



Kode Venkatadri Chowdary campus, Vijayawada



Service Centres



Siloam Eye Centre,
Madanapalle,
Chittoor



Swarna Bharat
Eye Centre,
Venkatachalam,
Nellore



Nava Bharat
Eye Centre,
Paloncha, Khammam



Dr Kommareddy
Raja Ram Mohan Rao
Eye Centre, Gudavalli,
Guntur

City/Extn Centres at

Hyderabad
Visakhapatnam
Vijayawada

Vision Centres

Nimmanapalle
B Kothakota

Yellandu
Kallur
Manuguru
Ashwapuram
Dammamet
Tekulapally
Chandragonda
Tallada
Charla

Bhattiprolu
Amruthaluru

Visakhapatnam
Shrungavarapukota
Chodavaram
Revidi
Gajapathinagaram
Yalamanchili
Kailasapatnam
Govindapuram
Kothavalasa
K Kotapadu
Kasimkota

Ravulapalem

Urban
Ramnagar
Kismatpur

Vijayawada
Kapileshwarapuram
Kovvali

The Year at a Glance

The LVPEI pyramid of service delivery touches all levels of society, from remote rural villages to busy urban centres. From primary eye care to advanced tertiary (quaternary), we have provided eye care services to hundreds of thousands of people, without compromising on quality.

This year, we reached a total of **2,891,423** people including **270,866** children through these various levels of care. Of this **almost 2.5 million (2,483,172)** received eye care services entirely free of cost as part of our community programs and through our higher-level facilities.

Ripples from our circle of impact on people's life and sight continue to spread beyond our campuses' and nation's boundaries.

270,866 CHILDREN

PATIENT CARE service delivery

COMMUNITY EYE HEALTH PROGRAMS

Entirely free of cost

Population covered by door to door surveys	1,930,061 (1989 villages surveyed)
Population screened	131,980 (1667 community programs)
Schools & Anganwadis (creches) covered	1627
Population reached	1,930,061
Children screened	207,575
Total reached	2,137,636



	OUTPATIENT VISITS	FREE OF COST	SURGERIES	FREE OF COST
PRIMARY EYE CARE				
88 Vision Centres	171,623	100%	–	–
SECONDARY EYE CARE				
10 Service Centres	122,120	40%	15,080	67%
TERTIARY EYE CARE				
Bhubaneswar	90,276	23%	8964	37%
Visakhapatnam	81,690	32%	8960	51%
Vijayawada	36,734	32%	1850	50%
ADVANCED TERTIARY (QUATERNARY) CARE				
Hyderabad	251,344	26%	41,092	43%
Total	753,787	46%	75,946	48%

Includes 63,291 children

Free of cost services are provided irrespective of the complexity of care.

These numbers do not include data from our partner centres.

Partner Secondary Centres	154,481	43%	20,367	67%
---------------------------	---------	-----	--------	-----

The Network Grows

	In operation	Partnerships	In process
Centre of Excellence	1	–	2
Tertiary Centres	3	17 (15 National & 2 International)	–
Service Centres	10	18	2
Vision Centres	88		37
Capacity building collaborations			
Technical consultancy <i>in specific areas</i>	16		16

REACHED



REHABILITATION providing a better quality of life

Sight enhancement client visits (low vision)	6351
Vision rehabilitation client visits	10,973
Community based rehabilitation	509

EYE BANKING facilitating the gift of sight

Includes community eye banks on our campuses

	Hyderabad	Bhubaneswar	Visakhapatnam	Total
Corneas harvested	3665	501	447	4613

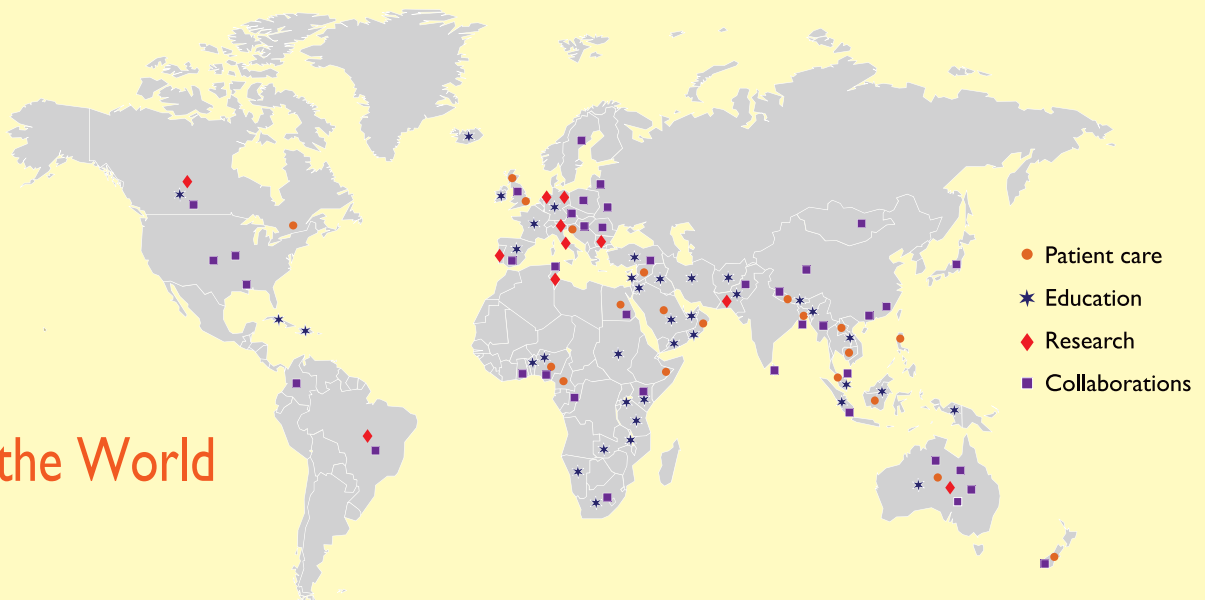
EDUCATION enhancing skills & building human resources

Ophthalmologists	199
Other eye care professionals	445
Participants in CME and other programs	2535

In addition, many more attended our CME programs through live webcasts.

RESEARCH pushing the frontiers

Presentations	
International	245
National	361
Publications	179
Honors and awards	68



Around the World

L V Prasad Eye Institute

Network

Gullapalli N Rao <i>Chair</i> Member, Executive Committee	Usha Gopinathan <i>Operations</i> Member, Executive Committee	D Balasubramanian <i>Research</i> Member, Executive Committee	Taraprasad Das <i>Director, Bhubaneswar Campus</i> Member, Executive Committee	
G Chandra Sekhar <i>Director, Hyderabad Campus</i> Member, Executive Committee	HSD Srinivas <i>Human Resource</i> Member, Executive Committee	K Annapurna Devi <i>Technology</i>	Virender S Sangwan <i>Clinical Research</i> Member, Executive Committee	
Prashant Garg <i>Education</i> Member, Executive Committee	Santosh G Honavar <i>Residency Training, Accreditation & EMR</i> Member, Executive Committee	Gopal Aiyer <i>Finance & Accounts</i> Member, Executive Committee	Sashi Mohan <i>Community Eye Health, Legal Issues</i>	
Savitri Sharma <i>Laboratories</i>	Sreedevi Yadavalli <i>Communications</i>	Nagavardhan Reddy <i>Opticals – Operations</i>	Rohit Khanna <i>Community Eye Health</i>	
V Rajashekar <i>New Projects & Development</i>	Ghanshyam Singh <i>Opticals – Technology & Training</i>	K V Subba Rao <i>Finance & Accounts</i>	Sam Balasundaram <i>Fund Raising & Donor Relations</i>	
Rajiv Kumar M S <i>New Projects</i>	G Sridhar <i>Properties & Maintenance</i>	Venkatesh M Reddy <i>Trust Affairs & Chairman's Office</i>	SBN Chary <i>Photography</i>	M Shobha <i>Audio Visual</i>

Kallam Anji Reddy Campus, Hyderabad

Director & Dr Kallam Anji Reddy Distinguished Chair of Ophthalmology

G Chandra Sekhar

Associate Director

Rupesh Kumar, Operations

Clinical Services

Cornea & Anterior Segment

Virender S Sangwan

Bhupesh Bagga

Sayan Basu

Sunita Chaurasia

Prashant Garg

Pravin V Krishna

R Muralidhar

Somasheila Murthy

Varsha Rathi

Mukesh Taneja

Kunjai Sejpal

Bidula Das

Tanima Ghosh

S Kartheek Kumar

Preetam Kumar

Haresh Potluri

Suresh Ramavath

P Veerendranath

Bausch & Lomb Contact Lens Centre

Varsha Rathi

Pravin V Krishna

Preetam Kumar

K Parthasarathi

Haresh Potluri

D Srikanth

Preeji M Sudharman

T Shyam Sunder

Laser Refractive Surgery

Pravin V Krishna

Bhupesh Bagga

Prashant Garg

R Muralidhar

Somasheila Murthy

Varsha Rathi

VST Centre for Glaucoma Care

G Chandra Sekhar

Nikhil S Choudhari

Anil K Mandal

Consultant Ophthalmologists

Consultant Optometrists

Vanita Pathak-Ray

Harsha B L Rao

Sirisha Senthil

J Ganesh Babu

Aditya Chaitanya

Ravi Kumar

A Uday Kumar

Tukaram Kumbar

Smt. Kanuri Santhamma Centre for Vitreo Retinal Diseases

Subhadra Jalali

Ajit B Majji

Annie Mathai

Raja Narayanan

Rajeev Reddy Pappuru

Padmaja K Rani

Nidhi Relhan

T Venkata Amarnath

Shaik Bajibhi

Priyangshu Chandra

T Nagachandrika

Swetha Goud

Hari Kumar

Naresh Kumar

Bodduluri Lakshmi

M Uma

Ophthalmic Plastic Surgery, Orbit & Ocular Oncology

Santosh G Honavar

Mohammad Javed Ali

Milind N Naik

Vijay Anand P Reddy

M Yashwanth Goud

Yogita Kadam

Winston D Prakash

Ocular Prosthesis

Nusrat Changal

Raju Kumar

Jasti V Ramanamma Children's Eye Care Centre

Anil K Mandal

Amit Gupta

Santosh G Honavar

Subhadra Jalali

Ramesh Kekunnaya

Pravin V Krishna

R Muralidhar

Padmaja K Rani

Joseph Mollah

Srividya

Strabismus/Neuro-ophthalmology

Ramesh Kekunnaya

Nikhil S Choudhari

Amit Gupta

Uveitis & Ocular Immunology

Virender S Sangwan

Annie Mathai

Somasheila Murthy

Raja Narayanan

Rajeev Reddy Pappuru

J Ganesh Babu

A Uday Kumar

Tukaram Kumbar

Comprehensive Ophthalmology

Rohit Khanna

Bhupesh Bagga

Mukesh Taneja

Kunjai Sejpal

Anjul Kumar

Krishnendu Mandal

Sana Quadri

M Madhava Reddy

Aesthetic Facial Plastic Surgery

Milind N Naik

Gautam Dendukuri

Anesthesia Services

MS Prasad

PG Koshy

Nageshwar Rao

S Ravinder

CVM Reddy

Nageshwar Reddy

P Sreedhar

P Sriramulu

D Sukesh

Internal Medicine

Archana Bhargava

Mohammad Abdul Basith

Dietician

A Rama Devi

Meera & L B Deshpande Centre for Sight Enhancement & Dr PRK Prasad Centre for Rehabilitation of Blind & Visually Impaired

Vijaya K Gothwal

Beula Christy

Hemalatha Arunachalam

Deepak K Bagga

Babalu Sara Koshy

Mojjada Mahalakshmi

Seelam Bharani

P Shailaja Reddy

C Rebecca Sumalini

Ramayamma International Eye Bank

Usha Gopinathan

Prashant Garg

Brinda P Ramachandran

Mark Nathaniel Thadikonda and Vijayamma Nannepaga Centre for Eye Care Education

Director and G Chandra Sekhar Distinguished Chair of Education

Prashant Garg

LVPEI-Zeiss International Academy of Advanced Ophthalmic Education

Vanita Pathak-Ray

Varsha Rathi

Bausch & Lomb School of Optometry

Principal

P K Sai Prakash

Administration

Shaik Yousuf Arfath

Prof Brien Holden Eye Research Centre

Director and Distinguished Chair of Eye Research

D Balasubramanian

Jhaveri Microbiology Centre

Savitri Sharma Das

Guru Prasad

Swapna Reddy

Saroja A Rao Immunology Laboratory

Savitri Sharma Das
Guru Prasad
Swapna Reddy

Kallam Anji Reddy Molecular Genetics Laboratory

Chitra Kannabiran
Subhabrata Chakrabarti
Inderjeet Kaur

Sudhakar & Sreekanth Ravi Stem Cell Biology Laboratory

Indumathi Mariappan
Virender S Sangwan

Ophthalmic Pathology Lab

Kaustubh Mulay

Visual Optics and Psychophysics Laboratory

Shrikant R. Bharadwaj

Clinician Scientists

Virender S Sangwan
Somasheila Murthy
Sayan Basu

Clinical Research

Bidula Das
Samrat Sarkar
P Veerendranath

Administration

Jai Ganesh

International Centre for Advancement of Rural Eye care, Kismatpur Campus**Director**

Rohit Khanna

Executive Director

Sashi Mohan

Ramachandra Pararajasegaram Community Eye Health Education Centre

S Sheeladevi
Sashi Mohan
Padmaja K Rani
S Krishnaiah
Srinivas Marmamula
Kovai Vilas

Jachin David Williams
K Jyothi

Allen Foster Community Eye Health Research Centre

Srinivas Marmamula
S Krishnaiah
Padmaja K Rani
Kovai Vilas
Giridhar Pyda

Programs & Projects

V Rajashekar
Gullapalli N Rao

Administration

S Babu Rao
Narsing Rao

Bhubaneswar Campus, Bhubaneswar**Director**

Taraprasad Das

Cornea & Anterior Segment

Sujata Das
Srikant K Sahu

Contact Lens & Refractive Surgery

Sujata Das
Srikant K Sahu
Santanu Jana

Glaucoma

Sanghamitra Dash
Aparna Rao

Retina & Vitreous

Soumyava Basu
Taraprasad Das
Tapas Ranjan Padhi
Souvik Mandal

Ophthalmic Plastic Surgery, Orbit & Oncology

Suryasnata Rath
Devjyoti Tripathy

Ocular Prosthesis

Mahasweta Chowdhury
Bhaktiprada Sahoo

Miriam Hyman Children's Eye Care Centre

Siddharth Kesarwani
Sanghamitra Dash
Tapas Ranjan Padhi
Suryasnata Rath
Aparna Rao

NTPC Eye Trauma Centre

Suryasnata Rath
Soumyava Basu
Sujata Das
Tapas Ranjan Padhi

NTPC Centre for Diabetic Eye Disease

Taraprasad Das
Soumyava Basu
Tapas Ranjan Padhi
Souvik Mandal

NTPC Centre for Sight Enhancement & Rehabilitation of Visually Challenged

Sumita Lima
Ch Sirajum Monira

Ocular Microbiology Service

Savitri Sharma Das
Sarita Kar

Dalmia Ophthalmic Pathology Service

Ruchi Mittal

Anesthesia Services

Debendranath Das

Pathak Centre for Eye Care Education

Krishna Charan Padhy

Administration

Prakash Das
Chhoton De
Bikash Chandra Mohanta
Prakash Nayak
Sudipta Parida

drushti daan Eye Bank*

Sujata Das
Srikant K Sahu

GMR Varalakshmi Campus, Visakhapatnam**Director**

Merle Fernandes

Cornea & Anterior Segment

Merle Fernandes
I S Murthy
Rekha Gunturu
Gouthami Kapila
Appanna Gorivilla
Kanika Saha

Contact Lens & Refractive Surgery

Merle Fernandes
I S Murthy
Rekha Gunturu
Appanna Gorivilla
Kanika Saha
DSV Ramkumar

Glaucoma

P V K S Varma

Retina & Vitreous

Avinash Pathengay
Kapil Bhatia
Manav Khara
Anand Kumar P

Nimmagadda Prasad Children's Eye Care Centre

Virender Sachdeva
Merle Fernandes
Manju Meena
PVKS Varma
Vaibhev Mittal

Ophthalmic Plastic Surgery, Orbit & Ocular Oncology

Manju Meena

Strabismus/ Neuro-ophthalmology

Virender Sachdeva
Vaibhev Mittal
Rekha Gunturu
Gouthami Kapila

Uveitis

Avinash Pathengay
Manav Khara

Bob Ohlson Centre for Sight Enhancement

Rekha Gunturu
Dharani Nanda
Lakshmi Dwara
Akshal Gold C
Saranya V
Radhika P

Ocular Microbiology Service

Nagendra Kumar

Anesthesia Services

Morton Anesthesia Allied Services
Pvt Ltd

Pathak Centre for Eye Care Education

Avinash Pathengay

Administration

B Anjaneyulu
K Lokesh
B V S Mallikarjun Rao
K Veeraswamy
S V Suresh Kumar
K Gopal Rao

Mohsin Eye Bank*

Merle Fernandes

* Community eye banks on our campus

Kode Venkatadri Chowdary Campus, Tadigadapa, Vijayawada**Cornea & Anterior Segment****Retina & Vitreous**

Atul Kumar Sahu

Glaucoma

Pradeep K Reddy
Arpita Bhasia

The David Brown Children's Eye Care Centre

Niranjana K Pehere
Pradeep K Reddy
Atul Kumar Sahu

Neuro-ophthalmology

Niranjana K Pehere

Consultant Optometrists

BVL Narayana
P Srinivas Rao
M Satish
Kelly Vidyasagar
M Venkatesh

Centre for Sight Enhancement

A Narasaiah

Centre for Rehabilitation

S Mary Jennifer

Administration

Kiran P V
Sivaram Prasad
N Sirisha
G Sridevi
K Kishore

Boards of Management

L V Prasad Eye Institute is managed by two not-for-profit trusts: the Hyderabad Eye Institute (HEI) and the Hyderabad Eye Research Foundation (HERF). Both HEI and HERF are registered under the Society Act. The Hyderabad Eye Institute oversees the activities of the eye hospital, while the Hyderabad Eye Research Foundation is in charge of all research programs pursued at LVPEI.

Hyderabad Eye Institute

Chair

Dr Gullapalli N Rao

Distinguished Chair of Eye Health
L V Prasad Eye Institute
Hyderabad

Members

Dr K Anji Reddy

Chairman, Dr Reddy's Laboratories Ltd
Hyderabad

Prof Palle Rama Rao

Distinguished Professor
International Advanced Research Centre for Powder Metallurgy
& New Materials
Hyderabad

Mr A Ramesh Prasad

Managing Director, Prasad Film Laboratories Ltd
Hyderabad

Dr M Rammohan Rao

Dean Emeritus, Indian School of Business
Hyderabad

Mr Nimmagadda Prasad

Chairman, VANPIC Ports Pvt Ltd
Hyderabad

Dr K Ravindranath

Chairman, Global Hospitals
Hyderabad

Mr Ravi Reddy

Chairman, THINK Capital
New Jersey, USA

Prof K Srinath Reddy

President, Public Health Foundation of India
New Delhi

Prof Seyed E Hasnain

Professor, Biological Sciences
Indian Institute of Technology
New Delhi

Dr V Raghunathan

Chief Executive Officer, GMR Varalakshmi Foundation
Hyderabad

Dr F C Kohli

Chairman Emeritus, Tata Consultancy Services Ltd
Mumbai

Mr S Krishna Pathak

Chairman, Al Basti & Muktha LLC
Dubai, UAE

Dr G Chandra Sekhar (Ex-officio)

Director, L V Prasad Eye Institute, Hyderabad

Dr Taraprasad Das (Ex-officio)

Director, L V Prasad Eye Institute, Bhubaneswar

Dr Usha Gopinathan (Ex-officio)

Executive Director, L V Prasad Eye Institute, Hyderabad

Hyderabad Eye Research Foundation

Chair

Prof Nirmal K Ganguly

Distinguished Biotechnology Professor
Translational Health Science & Technology Institute
C/o National Institute of Immunology
New Delhi

Secretary & Treasurer

Dr Gullapalli N Rao

Distinguished Chair of Eye Health
L V Prasad Eye Institute
Hyderabad

Members

Dr S P Vasireddi

Chairman & Managing Director
Vimta Labs
Hyderabad

Prof Anuradha Lohia

Professor, Bose Institute
Kolkata

Mr Peter T Hassan

Advisor (Industries)
Government of Andhra Pradesh
New Delhi

Mr Syamal Gupta

Director
TATA Sons Limited
Mumbai

Dr A V Rama Rao

Chairman & Managing Director
AVRA Laboratories Pvt Ltd
Hyderabad

Prof S K Sarin

Director, Institute of Liver & Biliary Sciences
New Delhi

Prof D Balasubramanian (Ex-officio)

Director – Research
L V Prasad Eye Institute
Hyderabad

Dr G Chandra Sekhar (Ex-officio)

Director, L V Prasad Eye Institute
Hyderabad

Dr Taraprasad Das (Ex-officio)

Director, L V Prasad Eye Institute
Bhubaneswar

Dr Usha Gopinathan (Ex-officio)

Executive Director, L V Prasad Eye Institute
Hyderabad

Contents

Foreword	10
The Year in Review	12
The LVPEI Network Grows	
Endowment Lectures	
Alumni News	
Awards and Honors	
Campus News	23
Kallam Anji Reddy Campus, Hyderabad	
Bhubaneswar Campus	
GMR Varalakshmi Campus, Visakhapatnam	
Kode Venkatadri Chowdary Campus, Vijayawada	
Patient Care Services	37
Patient Care	
Patientspeak	
Vision Rehabilitation	
Eye Banking	45
Product Development	49
Community Eye Health and Outreach	50
Education	64
Eye Research	88
Our Support	123

Foreword

Most of 2011 – 2012 was part of our very eventful Silver Jubilee Year. Setting up of new goals to celebrate this event, conceiving and implementing new programs, and visits from various luminaries from diverse fields of interests helping to broaden our outlook...marked the excitement throughout the year. In the midst of all these “specials”, our focus on providing high quality eye care to everyone who came to us never wavered.

There are many news worthy of mention, but of special note are those relating to size and reach and to quality. Our footprint has now expanded to 107 locations (We Scored a Century!) and many campuses having added more physical space. An official stamp of approval for our quality came when we became the first major eye institute in India to receive accreditation from the National Accreditation Board for Hospitals and Healthcare providers (NABH). Both were no mean achievements, given the significance of each. The team at LVPEI and the many friends and supporters behind this effort deserve special appreciation.

Among the new developments was the pleasant decision to recognize some global leaders who had made significant contributions over many years to our overall growth and development. Prof Allen Foster of London inspired me to pursue the path of community eye health (quite a departure for someone trained as a corneal specialist!) and continued to provide us immense support in a number of ways as this component of ours flourished. In recognition, the research component of our International Centre for Advancement of Rural Eye care (ICARE) was named after him. Similarly, to recognize the global statesman of community eye health, Dr R Pararajasegaram, we have named the education component of ICARE after him. Para has been a guru to most of us at LVPEI and, through his frequent visits and even more frequent electronic transmissions of some stimulating scholarly works, has helped to keep our community eye health team sharp. Paul Dubord, the renowned corneal surgeon from Vancouver, Canada, has been an ardent advocate of our corneal transplantation effort. He guided and supported us to make this component of our work world class and, consequently, LVPEI one of the busiest corneal transplantation units in the world. Paul was honoured with the creation of the “Dr Paul Dubord Chair of Cornea”.

The numbers achieved this year tell a story of what the institute is all about – cutting-edge work at the top, clearly evidenced by a tally of 179 publications this year, combined with door-to-door screening of over 2 million people in rural areas through a dedicated force of field workers, linked to some of the 88 primary care Vision Centres at the “bottom of our pyramid” in our network. All this emphasizes what our brand stands for – the unique blend of the pursuit of excellence with a strong societal commitment.

Our residency training program is nascent but the performance of the next generation of ophthalmologists makes us proud with their exceptional achievements, excellent record in all the tests and winning of coveted national awards. The efforts that have gone into building a strong foundation are bearing fruit. We are happy that after some initial hesitation in launching residency training, this addition to our educational endeavour has made us proud.

I have often talked about “rehabilitation” being a signature feature of our work and it has been an integral part of the institute, almost since its inception. When we crossed the milestone of serving 100,000 clients till date, it was certainly a cause for celebration. Those who are familiar with this kind of work would appreciate what a mammoth achievement this is.

Many lives were touched, many careers were built, many aspirations were realized, many eye care professionals were shown a new direction and new tools were developed. My compliments to our amazing team involved in this work.

Awards and accolades were too numerous to mention but the fact that individuals from many of our different groups figured in this list is something to celebrate. Kudos to each of them, for not only enhancing their personal record, but also the image of the institute.

As I write this foreword, we are about a week away from our Silver Jubilee Anniversary, an event that will bring some of the best minds in our field to Hyderabad. We hope that their brilliance will ignite many minds of the next generation who will take us from our “silver” years to our “golden” years.



Gullapalli N Rao
Chair, Board of Trustees



The Year in Review

LVPEI's Kallam Anji Reddy Campus at Hyderabad received accreditation from the National Accreditation Board for Hospitals & Healthcare Providers (NABH) for 3 years – June 10, 2011 to June 9, 2014!

The LVPEI Network Grows...

Over 100 Locations and Counting

In its 25th year, the Institute continues to expand its reach and range to deliver excellent eye care services to many more of the unreached population, with expansions and growth at several levels. As 16 primary, 1 secondary and 3 city/extension centres were launched, we reached a century – working out of more than 100 locations – and then crossed the milestone before the end of 2011.

Some other landmark events of our Silver Jubilee Year were:

- Laying of the foundation stone of our new building at the Kallam Anji Reddy campus at Hyderabad, supported by Mr V C Janardan Rao, Chair, Veljan Hydrair Ltd, Hyderabad, and named in honor of his mother, Smt Velamati Soubhagyavathamma
- Setting up the “Pathak Centre for Eye Care Education” at Visakhapatnam campus, with support from Mr S K Pathak, Chair, ABM Group, Dubai
- Setting up the “Pathak Centre for Eye Care Education” at Bhubaneswar campus and inauguration of its hostel, the Residence Hall – ‘Inspiration’, with support from Mr S K Pathak, Chair, ABM Group, Dubai
- Expansion and strengthening of the Education Centre at Hyderabad, with support from Dr Krupakar Paul Thadikonda, Chair, Thadikonda Research Foundation, Frederick, USA. The Education Centre has been named the “Mark Nathaniel Thadikonda and Vijayamma Nannepaga Centre for Eye Care Education.”
- Naming the education component of our International Centre for Advancement of Rural Eye care (ICARE) the “Ramachandra Pararajasegaram Community Eye Health Education Centre” in honor of Dr R Pararajasegaram, former WHO Regional Advisor and Consultant, and former President, International Agency for the Prevention of Blindness
- Naming the eye research component of ICARE the “Allen Foster Community Eye Health Research Centre” in honor of Prof Allen Foster, President of CBM and Co-director, International Centre for Eye Health, London School of Hygiene and Tropical Medicine, UK
- Establishment of the “Dr Paul Dubord Chair of Cornea” to acknowledge the support received for over two decades towards our eye banking activities and cornea fellowships from Prof Paul Dubord, Clinical Professor of Ophthalmology, University of British Columbia, Vancouver, Canada; founder, Eyesight International, Canada, and Chair, SightLife, USA.



Mr V C Janardan Rao and his daughter, Ms Uma Devi, lay the foundation stone for the new building at the Kallam Anji Reddy campus, Hyderabad. June 20, 2011



Mr S K Pathak inaugurates the Residence Hall – “Inspiration” of the Pathak Centre for Eye Care Education at Bhubaneswar. February 24, 2012



Dr Krupakar Paul Thadikonda and Dr Gullapalli N Rao sign an MOU on April 23, 2011.



Dr R Pararajasegaram unveils the plaque for the “Ramachandra Pararajasegaram Community Eye Health Education Centre”; also seen, Dr Rohit Khanna, Dr Gullapalli N Rao and Dr Padmaja K Rani. October 17, 2011



Prof Allen Foster and Ms Penelope Foster unveil the “Allen Foster Community Eye Health Research Centre” plaque. October 17, 2011



Dr Paul Dubord unveils the “Dr Paul Dubord Chair of Cornea” plaque. March 3-4, 2012

Village Vision Complex

Secondary Care

LVPEI's 10th rural secondary care centre – Dr Kommareddy Raja Ram Mohan Rao Eye Centre at Gudavalli village in Cherukupalli mandal, Guntur district, Andhra Pradesh, was inaugurated on August 24, 2011. Located in a beautiful building, surrounded by green fields, the centre will provide much-needed quality eye care in this underserved rural area. The centre is supported by Dr K Varaprasad and uses the award-winning eyeSmart Electronic Medical Records (EMR) system for maintaining patient records.



Mr M Venkata Subbaiah, former MLA, lights the lamp; also seen Dr Kodali Mohan, Dr Varaprasad's brother, Dr Padmaja K Rani, Mr Ravi, Dr Sulochana and Mr Babu Rao



Patients register for an eye examination on the inaugural day

Primary Care

Sixteen primary care Vision Centres (VC) were inaugurated during the year in the districts of Visakhapatnam, Vizianagaram, East Godavari, West Godavari, Krishna and Guntur, thus extending our reach to many new districts. This brought the total number of primary care centres in the network to 88 and the extension of our Vision Centres to 11 of the 23 districts of Andhra Pradesh.

Most of the VCs are located in rent-free premises, made possible by the commitment and support of community leaders and philanthropists. The living expenses of the Vision Technicians managing the VCs are also borne by the community, in many instances.

Eight of the new Vision Centres are supported by the Lavelle Fund for the Blind, Inc, USA, seven by the Latter-day Saint Charities, USA, and one by the local community members. (More in pages 53-54)



Bhadrayya, 86, reads a flyer at a tea stall in Kowali



Our primary stake-holders attend an awareness program at the inaugural of the Tekulapally Vision Centre



Inside view of the K Kotapadu Vision Centre

City Centres

To offer quality care to people closer to their homes, LVPEI has set up 3 City Centres with state-of-the-art facilities, offering comprehensive care to those requiring a quick eye examination after working hours. The first one in Hyderabad was inaugurated in August 2010. During the year, 2 City Centres were established at Visakhapatnam and Vijayawada; they too use the EMR system.

LVPEI's Kallam Anji Reddy campus at Banjara Hills, Hyderabad, opened outpatient services at its extension centre on May 13, 2011. Located close to the main campus, the centre offers fast track outpatient services in all the major eye subspecialties, ocular diagnostic services, and opticals. The facility also houses the Institute's Clinical Research wing.

Dr G Chandra Sekhar, Director, Kallam Anji Reddy campus, Hyderabad, lights the lamp





Governor of Andhra Pradesh His Excellency Mr ESL Narasimhan launched the Silver Jubilee Year by lighting the lamp. Also seen from left, Dr Usha Gopinathan, Executive Director, Dr Gullapalli N Rao, Chair, LVPEI, Dr G Chandra Sekhar, Director, Hyderabad campus, and Dr D Balasubramanian, Director of Research



The first patient seen at LVPEI on June 1, 1987, 4-year-old Sreeshanth Challa is a successful lawyer today



Dr Kakarla Subba Rao presents a painting by artist-in-residence Mr Surya Prakash to Prof MVS Valiathan (inset)

Silver Jubilee Celebrations

Our 25th Year of Excellence in Eye Care

On June 1, 2011, L V Prasad Eye Institute (LVPEI) completed 24 years of service, providing excellent eye care to all, irrespective of the ability to pay. The first day of our Silver Jubilee Year was marked by several events at the flagship Kallam Anji Reddy campus. The sparkling building, lush gardens and a towering silver commemorative pylon at the entrance gave the campus a festive air. Every patient was welcomed with sweets!

Among the distinguished guests on the occasion was Prof Brien Holden, CEO, Brien Holden Vision Institute (BHVI), Sydney, Australia. LVPEI's research arm is named the Prof Brien Holden Eye Research Centre to acknowledge his tremendous support in setting up the facility. He recalled his first meeting with Founder Chairman Dr Gullapalli N Rao 30 years ago, and their organizations' two-decade collaborative research, cemented by a close friendship. Prof Holden spoke of BHVI and LVPEI's shared values, commitment and excellence and urged optometrists and ophthalmologists to work together to eliminate needless blindness. Applauding the Institute's role in raising blindness prevention efforts to a new level, through the LVPEI Eye Health Pyramid Model concept, he declared, "You have changed the world!" Punctuated with humor and anecdotes, his talk was relished by a houseful Patodia Auditorium. Staff from Bhubaneswar, Visakhapatnam and Vijayawada campuses were linked via live videoconferencing.



Prof Brien Holden

In his talk, Dr Rao spoke nostalgically of our first patient care day 24 years ago. It seems a long time and yet just a short while ago, he mused. On June 1, 1987, a small group of 20 people gathered around a 4-year-old boy as he cut a cake. The first patient, he is now a successful lawyer. Five patients were seen that day; today, the 1000 plus LVPEI staff sees an average of 2500 patients every working day, while an equal number are covered through our outreach programs across the network. And the proudest moment comes from reaching out to someone in a remote rural area, whom no one else cares about, Dr Rao said.

Padma Vibhushan Prof M S Valiathan, Former Vice-Chancellor, Manipal Academy of Higher Education, Manipal, delivered the first of a series of Silver Jubilee Public Lectures, speaking of the "Health care scene in India."

Mr V C Janardan Rao, Chairman, Veljan Hydrair Ltd, presented a cheque to Dr Rao for the campus' new building, which will augment our patient care services. Mr Janardan Rao is the major donor for the project.

Former LVP staff Dr Satish Gupta, Mrs Vijaya L Ramam, Mrs Lalitha Raghuram and Mrs Uma Nath spoke of their association with the Institute and how it shaped their values and career.

A music program by six young clients of our rehabilitation centres, our primary stake-holders, enthralled everyone. All the children have congenital vision loss. On the flute was M Sai Teja, a student of Carnatic music. Heena Sultana, Kanithi Shrawya, Kriya Jain, and Shravan sang, while Venkatesh Potluri, a student of Computer Science at IIIT, Hyderabad, gave a rousing drum performance.



Heena



Shravan



Shrawya



Sai Teja



Kriya



Venkatesh

The LVPEI Family Pays Tribute to its Supporters

October 17, 2011: The LVPEI family paid a moving “Tribute to Supporters” on the landmark occasion of their 25th Foundation Day celebrations. The well-orchestrated presentation saw a mélange of nostalgic talks and sepia videos that revived fond memories of thrilling beginnings and old photos of staff who are part of the brick and mortar of this institution, along with lots of camaraderie and laughter.

It was the story of the birth and growth of a trail-blazer institution, from a single location to over a hundred over a span of 25 years, yet zealously safeguarding its founding principles of excellence, equity and efficiency, touching millions of lives along the way, giving sight and vision to thousands of people, upholding and honoring its pledge not to refuse care to anyone – however complex or expensive, uncompromising in its values and ethics. The saga was anchored by Dr Pravin V Krishna with panache; valued friends, committed supporters and dedicated faculty helped narrate the story with their reminiscences.

In the year 1981, Mrs Pratibha Rao and Dr Gullapalli N Rao made the decision to move from Rochester, USA, to Hyderabad, India, to set up a world-class eye hospital in their home state. They pledged and donated their entire savings to the project over the next 4 years, till their return to India, before asking others to support the enterprise.

Present especially on the occasion, Dr Y Mruthyunjay, Founding Member, Indo American Eye Care Society (IAECS), recalled thinking, “He won't be able to do it ... We had great reservations about his decision,” he admitted. However, along with Prof Brijen Gupta and some close friends, he extended unstinting support for the project. Prof Brijen Gupta single-handedly secured all legal clearances for the IAECS to raise funds in the USA, continuing to manage it for the next 25 years.

In India, a charitable trust, the Hyderabad Eye Institute, was created in 1985 with Dr Gullapalli N Rao, Mr K P Prasad, Dr Narla Tata Rao, Dr V Ramalingaswami and Mr K Rama Rao as founding trustees. The Government of Andhra Pradesh allocated 7.5 acres of land in Kismatpur on the city outskirts, where the Bausch & Lomb School of Optometry and the International Centre for Advancement of Rural Eye care are currently located.

This initial dream received a boost when the late Mr L V Prasad, acclaimed film producer, offered a significant donation and 5 acres of land in the prime Banjara Hills area of Hyderabad. The foundation stone for L V Prasad Eye Institute was laid on October 17, 1986, named after our first major donor in grateful acknowledgement.

At the program on October 17, 2011, Mr L V Prasad’s son, Mr Ramesh Prasad spoke of their quarter-century association, renewing his father's commitment by presenting a large cheque to Dr Rao, affirming, “The Institute has brought us a lot of credit and happiness. LVP, jai ho!”

Some of the early supporters acknowledged in the narrative were Mrs Pratibha Rao, Prof James Aquavella, Dr Sriram Sonty, Carl Zeiss, Bausch + Lomb, Mr Subbarao Makineni, and Mrs and Mr Steve Jenner, though the valued list of supporters and patrons includes many, many more.

Present on the occasion, Ms Katherine Dhanani, US Consul General in Hyderabad, spoke of the close ties between US organizations and LVPEI. Mr David Holly, Australia’s Consul General for South India, talked about the Institute's robust research program in collaboration with several Australian organizations.

LVPEI building, 1987



October 17, 1986: Mr L V Prasad, Mr N T Rama Rao and Dr Gullapalli N Rao at the foundation stone laying ceremony



Mr Ramesh Prasad presents a cheque to Dr Rao



Dr Y Mruthyunjay



Prof Hugh Taylor



Ms Katherine Dhanani



Mr David Holly





Dr G Chandra Sekhar



Dr Savitri Sharma



Dr Pravin V Krishna



Dr Merle Fernandes



Dr Shrikant Bharadwaj

Among other eminent guests who spoke warmly and evocatively were Prof Allen Foster, President of CBM (Christoffel Blindenmission) and Co-director of the International Centre for Eye Health, UK, and Dr R Pararajasegaram, Founding Member of the International Agency for the Prevention of Blindness and the VISION 2020: The Right to Sight initiative. Prof Foster traced CBM's 20-year-old partnership with the Institute, adding, "We receive more than we give." Dr Pararajasegaram commended the Institute's high standards as a Centre of Excellence. "I learn more than and beyond what I can teach on my visits," he said.

Prof Hugh Taylor, Melbourne Laureate Professor, University of Melbourne, Australia, and Vice-President of the International Agency for the Prevention of Blindness, who had played a key role in the landmark epidemiological APEDS* project conducted by LVPEI and the Centre for Eye Research Australia, also spoke of his association with the Institute. Some valued supporters sent recorded messages: Mr Ashok Devineni (Nava Bharat Ventures Ltd), Dr Kallam Anji Reddy (Dr Reddy's Laboratories Ltd), Dr B R Barwale (Mahyco), Prof Brien Holden (Brien Holden Vision Institute), Dr Leonor Belez (Champalimaud Foundation), Ms Pat Ferguson (Operation Eyesight Universal), Dr Paul J Dubord (Eyesight International), Mr G Mallikarjuna Rao (GMR Group), Mr Kode Satyanarayana (Spectra Group), and Mr V C Janardan Rao (Veljan Hydrair Ltd).

The faculty took the audience through the story of LVPEI – Dr G Chandra Sekhar spoke of "The Beginning", Dr Savitri Sharma talked of "The Growth", Dr Merle Fernandes focused on "Contemporary LVPEI" and Dr Shrikant Bharadwaj gave "A Glimpse into the Future."

Finally, Dr Gullapalli N Rao stepped up to a standing ovation. Quoting William Owen Jr, he recounted how he was inspired to "Tear down the walls... We have shown that this model is possible in every sector of health care. Lots of people trusted in us and invested in us and the scorecard isn't too bad...with 14 million people served, over 50% of them free!" He paid heartfelt tribute to the supporters: "How can we adequately thank all of you? People gave us from a bag of lemons to millions of dollars in donation. Some of you were acknowledged today, but it is impossible to recount all the names here. To all of you, we owe a great degree of indebtedness. And we hope we have lived up to your expectations, for this is only the beginning yet."

India Vision Institute to Boost Vision Care Industry

To address the needs of over 100 million Indians who suffer from uncorrected refractive error, LVPEI joined hands with the Brien Holden Vision Institute (BHVI) to set up the India Vision Institute (IVI). Minister of State for Human Resource Development Dr D Purandareswari, Australian Consul-General for South India Mr David Holly and Ms Katherine Dhanani, US Consul General in Hyderabad, were present at the launch on October 18, 2011.



Dr D Purandareswari, Dr Gullapalli N Rao, Mr David Holly, Ms Katherine Dhanani, Prof Brien Holden and Mr Vinod Daniel at the launch of India Vision Institute

*APEDS: Andhra Pradesh Eye Disease Study, 1996-2000

Co-chaired by Prof Brien Holden, CEO, Brien Holden Vision Institute, and Dr Gullapalli N Rao, IVI will work towards the growth of the Indian vision care industry, supporting research, education and technological development in vision correction, eye disease and blindness prevention. Mr Vinod Daniel, CEO and managing trustee of IVI, said, "IVI will develop capacity within the optometry sector in India to address the needs of uncorrected refractive error, which would save India billions of dollars of lost productivity. IVI will work with all major eye care providers and establish strong industry partnerships to support this important public health need".

On November 16, 2011, LVPEI and BHVI signed an MoU to establish and support the India Vision Institute. The MoU was signed by Prof Brien Holden and Dr Gullapalli N Rao, at the Australian High Commission in New Delhi. Also present were New South Wales Premier Mr Barry O'Farrell, Australian High Commissioner Mr Peter Varghese and Vice-Chancellor of the University of New South Wales, Professor Fred Hillmer.

eyeSmart EMR Office and Training Centre

The eyeSmart EMR Office and Training Centre was inaugurated at the City Centre, Hyderabad, on September 24, 2011. eyeSmart, a customized Electronic Medical Records (EMR) and Hospital Management System, has been developed in-house and digitizes patient-care related services – from clinical examinations to surgical services, all networked on one common platform. Being implemented across the network in a phased manner, eyeSmart eliminates cumbersome and expensive paper records, enabling clinicians to retrieve patients' data at a click of the mouse.

eyeSmart EMR has won several prizes, including one at the "IT @ Networking Awards 2012," organised by the European Association of Healthcare IT Managers and the European



Ms Annapurna Devi, Chief Technology Officer, cuts the ribbon; also seen Dr Anthony Vipin Das, project lead

Association of Hospital Managers, at Clinique St Jean, Brussels, Belgium, on January 21, 2012. eyeSmart also won the EDGE 2011 national IT award.

On November 26, 2011, EMR reached the base of the LVPEI Eye Health Pyramid, with its implementation at the primary care Manuguru Vision Centre, linked to the secondary care Nava Bharat Eye Centre at Paloncha. Patients at Manuguru can be referred to Paloncha seamlessly, with their records available at both centres online. The entire Vision Centre Complex will soon become online, with all of Nava Bharat Eye Centre's 10 Vision Centres using EMR.

The eyeSmart EMR Office and Training Centre imparts training to the staff, with a demo clinical examination room to simulate interactions with a patient on EMR. It also serves as a troubleshooting point for giving feedback.



Vision Technician Ms Samantha enters a patient's records in the computer at Manuguru

MIT Collaborates with LVPEI to Deliver Mobile Eye Care

The Camera Culture Group at the Massachusetts Institute of Technology's Media Lab, Boston, USA, is collaborating with the Institute to test NETRA, a low-cost cellphone device for eye examination. NETRA (Sanskrit for 'eye' and acronym for the Near-Eye Tool for Refractive Assessment) can diagnose refractive errors in two minutes, thus providing quick primary eye care in rural underserved areas. A snap-on plastic device is attached to the screen, with an array of plastic lenslets, and the phone display is used to run tests and generate a prescription for myopia, hyperopia or astigmatism. The refractive error can even be estimated by the patient himself by aligning red-green patterns using a custom-designed user-interface. Studies confirm that NETRA performs very closely to standard clinical procedures.



P Veerendranath, optometrist, examines a patient, using NETRA; inset: a young girl using the device



Dr Leonor Beleza

Annual Champalimaud Research Symposium

The 5th annual Champalimaud Research Symposium was held under the aegis of our Champalimaud Translational Centre for Eye Research (C-TRACER 1) on January 30, 2012. Every year, world leaders in ophthalmology and leading scientists from India are invited to lecture at the symposium. The distinguished faculty was complemented by representatives from the other two C-TRACERs at Portugal and Brazil. Dr Leonor Beleza, President, Champalimaud Foundation, Lisbon, Portugal, also graced the occasion.



Prof Rubens Belfort Jr



Prof James L Funderburg

Prof D Balasubramanian gave an introduction to the symposium, followed by an overview of the Institute's activities over the past 25 years by Dr Gullapalli N Rao. The composition of talks ranged from intricacies in eye biology, infection, vaccines, and biomarkers to the applications of stem cells. The faculty comprised Prof Jacob Pe'er (Haddasah University Hospital, Israel), Prof Brigitte Roeder (Hamburg University, Germany), Prof Clifton Schor (University of California, Berkeley, USA) and Prof James L Funderburg (University of Pittsburgh, USA). The national faculty had Prof Alok Srivastava (Christian Medical College, Vellore), Prof Dipankar Chatterji (Indian Institute of Science, Bengaluru), Prof Partha P Majumder (National Institute of Biomedical Genomics, Kalyani) and Prof Shubha Tole (Tata Institute of Fundamental Research, Mumbai). Updates on the research activities of C-TRACER 2 were given by Prof Jose Cunha-Vaz and Prof Joaquim Murta and for C-TRACER 3 by Prof Rubens Belfort Jr. Drs Subhadra Jalali, Rohit Khanna, Indumathi Mariappan and Sayan Basu presented an update on the activities of C-TRACER 1 at Hyderabad. The program was coordinated by Dr Subhabrata Chakrabarti.



Prof Jacob Pe'er



Prof Clifton Schor



Prof Brigitte Roeder



Prof Jose Cunha-Vaz



Prof Joaquim Murta



Prof Partha P Majumder



Prof Dipankar Chatterji



Prof Shubha Tole



Prof Alok Srivastava

Endowment Lectures

Dr Syamala Bhaskaran Endowment Lecture

Dr Adrian Koh, founding partner and senior consultant at the Eye & Retina Surgeons, Camden Medical Centre, Singapore, delivered the 15th annual Dr C Syamala Bhaskaran Endowment Lecture on "Age-related macular degeneration: The Asian burden" on July 16, 2011.

Dr C Syamala Bhaskaran is a recipient of the Dr B C Roy Award, while her husband Dr C S Bhaskaran is former Professor and Head, Department of Microbiology, and former Vice-Chancellor, NTR University of Health Sciences in Vijayawada.



Dr Adrian Koh meets Dr Syamala Bhaskaran; centre, Dr Taraprasad Das



Mr N Ravinder Reddy, past district governor, Rotary Club of Hyderabad Dist 3150, presents a plaque to Dr B Sesikeran

Dr Rustam D Ranji Rotary Award and Lecture

The annual Dr Rustam D Ranji Rotary Award and Lecture was delivered by Dr B Sesikeran, Director, National Institute of Nutrition, Hyderabad, on September 14, 2011. His talk on "Recent nutrition guidelines and dietary recommendations for Indians, with special focus on eye health" was broad-ranging and tailored for the layperson. Using a pyramid analogy, he categorized foods to be eaten in larger portions and others, in relatively smaller quantities. He spoke of the average nutritional requirements and how to source them, within the Indian context.

The lecture is sponsored by the Rotary Club of Hyderabad, District 3150, in memory of Dr Rustam Ranji, honorary ophthalmologist to the former Nizam of Hyderabad. Also present was Mr Krishna Raju, President of the Rotary Club, eminent Rotarians, supporters, faculty and fellows.

Bhubaneswar



Prof M Srinivasan with Dr Taraprasad Das

Prof C S Bhaskaran Endowment Lecture

Prof M Srinivasan, President, Eye Bank Association of India and Director Emeritus, Aravind Eye Care Systems, Madurai, delivered the First Prof C S Bhaskaran

Endowment Lecture at Bhubaneswar on July 2, 2011. He spoke on "Corneal blindness in India".

Bijayananda Patnaik Memorial Lecture

Mr Subroto Bagchi, Vice-Chairman and Gardener, MindTree, delivered the Second Bijayananda Patnaik Memorial Lecture on January 26, 2012.



Mr Subroto Bagchi (right) plants a tree at Bhubaneswar campus

Alumni News

Dr Swapnali Sabhapandit completed a fellowship in Cornea and Anterior Segment at LVPEI in July 2010, returning home to Guwahati to practice. In April 2011, she opened her own consultation centre "Onelife One Vision," an OPD tied up with other hospitals of the city for surgical cases. Apart from doing keratoplasties as well as other surgeries, she runs the Cornea Clinic at Guwahati Lion's Eye Hospital and visits the North Bengal Eye Centre at Siliguri for keratoplasties.

Dr Pradeep Agarwal, Associate Director, C L Gupta Eye Institute, Moradabad, Uttar Pradesh, has set up a children's eye care centre. The centre was inaugurated by Dr Taraprasad Das on May 8, 2011



Dr Ramesh Murthy received the Achievement Award and the International Ophthalmologist Education Award from the American Academy of Ophthalmology. October 2011

Dr Rajeev Jain has set up Save Sight Centre, an advanced superspecialty centre for vitreoretina and lasers, in Delhi. It was inaugurated on January 26, 2012, by Mr Mangat Ram Singhal, former Minister of Labour and Employment, Govt of India, and Dr Basudeb Ghosh, Director, Guru Nanak Eye Centre. In addition to his fellowship at LVPEI, Rajeev has trained at Sydney Eye Hospital and Royal Adelaide Hospital, Australia.

Dr Tariq Reza Ali, Assistant Professor, Retina Services, Ispahani Islamia Eye Institute and Hospital, Dhaka, Bangladesh, won the Prof A Q S M Harun Memorial Award at the 39th Annual National Conference of the Ophthalmological Society of Bangladesh for his project work at LVPEI "Evaluation of incomplete visual recovery after Rhegmatogenous retinal detachment by OCT and mfERG." February 2012



The Bangladesh alumni with Dr Gullapalli N Rao at the annual meeting of the Ophthalmological Society of Bangladesh on February 28, 2012

Awards and Honors

Subhabrata Chakrabarti

- Appointed to the Editorial Board of Molecular Vision
- World Glaucoma Association Research Award for 2010 in basic sciences
- Selected to serve on the ARVO Annual Meeting Future Site Selection Working Group

Taraprasad Das

Re-elected Vice President of the Asia-Pacific Vitreo Retinal Society (APVRS) for 2011-2013

Inderjeet Kaur

Awarded B M Birla Science Prize in Biology

Santosh G Honavar

- Invited to chair the International Council of Ophthalmology Committee to update the Fellowship Curriculum (Oculoplasty)
- Re-appointed to the Advisory Committee, International Council of Ophthalmology

Ramesh Kekunnaya

Appointed Member of Professional Education Committee, American Academy for Pediatric Ophthalmology and Strabismus

Raja Narayanan


- Honor Award by the American Society of Retina Specialists
- Ambassador of Vitreoretinal Society of India to the American Society of Retina Specialists

Avinash Pathengay

International Scholar Plaque in recognition of outstanding research, teaching and invaluable service to patients from Bascom Palmer Eye Institute, Miami, FL, USA

Harsha B L Rao

Appointed to the Editorial Board of International Glaucoma Review



Gullapalli N Rao

2011 Kupfer Award presented by the Association for Research in Vision and Ophthalmology (ARVO) for outstanding accomplishments as a researcher, ophthalmologist and humanitarian. Dr Rao is former president of the International Agency for the Prevention of Blindness, a position Dr Carl Kupfer had held earlier. The award is named after Dr Kupfer and given to a person committed to moving forward with the agenda to eliminate avoidable blindness by the year 2020. It honors those who have demonstrated distinguished public service on behalf of eye and vision research.

G Chandra Sekhar

Appointed Member of the Board of Governors of World Glaucoma Association

Savitri Sharma

Appointed Section Editor, Ocular Microbiology and Infectious Disease, of Asia Pacific Journal of Ophthalmology. June 2011

International

Rohit Khanna

Appointed member of the Capacity Building Working Group of the International Agency for the Prevention of Blindness

Pravin V Krishna

Best Paper of Session, American Society of Cataract and Refractive Surgery meeting, San Diego, USA

AK Mandal

2 Best of Show videos at World Glaucoma Congress, Paris, France. June – July 2011

Indumathi Mariappan

Travel Grant for annual meeting of Association for Research in Vision and Ophthalmology (ARVO), Fort Lauderdale, Florida, USA. May 1-5, 2011

Ashik Mohamed

- Travel Grant for annual meeting of Association for Research in Vision and Ophthalmology (ARVO), Fort Lauderdale, Florida, USA. May 1-5, 2011
- Visiting Scientist for “Transmission Electron Microscopy” at Department of Cell & Developmental Biology, University of North Carolina, USA. May – June 2011

Brinda Ramachandran

SightLife Achievement Award 2012 for Best Eye Bank Manager among SightLife partner eye banks. March 1-2, 2012

Virender S Sangwan

- Award Lecture, 17th Annual Meeting of International Ocular Surface Society (IOSS), Hollywood, Florida, USA. April 30, 2011
- Best Original Cornea Paper of the day, 115th annual meeting, American Academy of Ophthalmology, USA. October 22-25, 2011
- First annual ‘Leadership in Uveitis’ award from the Lux Biosciences Steering Committee presented at the Ocular Inflammation Congress, organised by the International Ocular Inflammation Society (IOIS) and the Uveitis Society of India (USI) in Goa. November 13-16, 2011

Pesala Veerendranath

Travel Grant for annual meeting of Association for Research in Vision and Ophthalmology (ARVO), Fort Lauderdale, Florida, USA. May 1-5, 2011

F1000: The article “Intracameral perfluoropropane gas in the treatment of acute corneal hydrops” by S Basu, PK Vaddavalli, SI Murthy, VS Sangwan (Ophthalmology 2011 May) was selected and evaluated by the Faculty of 1000 (F1000), as among the top 2% of published articles in biology and medicine for the year.

EMR wins award: LVPEI’s customized Electronic Medical Records system “eyeSmart EMR – Intelligent IT Solution for Eyecare” won third prize at the IT @ Networking Awards 2012, organised by the European Association of Healthcare IT Managers and the European Association of Hospital Managers, to recognise innovators in healthcare IT and medical technology. The awards were presented in Clinique St Jean, Brussels, Belgium. January 21, 2012

LVPEI team at WOC quiz: Tarjani Dave, Vivek Dave and Neha Bharti were runners-up at the first ICO World Ophthalmology Quiz at the World Ophthalmology Congress, Abu Dhabi. February 16-20, 2012

National

Uday K Addepalli

Best Oral Presentation in Clinical Sciences, Indian Eye Research Group (IERG) 19th annual meeting, LVPEI, Hyderabad. July 30-31, 2011

Javed Ali

Best Paper Award (Comprehensive session), All India Ophthalmological Conference 70th annual meeting, Kochi. February 2-5, 2012

T Venkata Amarnath

Best Poster Presentation in Clinical Sciences, Indian Eye Research Group (IERG) 19th annual meeting, LVPEI, Hyderabad. July 30-31, 2011

D Balasubramanian

First BITS (Birla Institute of Technology & Science), Pilani Distinguished Alumni Award 2011 "in recognition of his significant and outstanding contribution to entrepreneurship". August 2011

Anthony Vipin Das

Named among the Top 20 Innovators under 35 in India, by Technology Review India, published by MIT

Taraprasad Das

Elected Vice-President of VISION 2020 India for 2011 – 2014

Vivek Dave

Best Poster Award, All India Ophthalmological Conference 70th annual meeting, Kochi. February 2-5, 2012

P M Fairouz

Best Scientific Paper, Best Video and Quiz Award, EyePlasty – 2011, Oculoplastics Association of India (OPAI) 22nd annual conference, Kanpur. November 5-6, 2011

Ajit Babu Majji

- Distinguished Ophthalmologist Award from Intraocular Implant & Refractive Society, Chennai. July 2011
- Best Paper Award (Inflammation session), All India Ophthalmological Conference 70th annual meeting, Kochi. February 2-5, 2012

Sumit Monga

Best Paper Award (Squint session), All India Ophthalmological Conference 70th annual meeting, Kochi. February 2-5, 2012

Ganeswera Rao Musada

Best Poster Presentation in Basic Sciences, Indian Eye Research Group (IERG) 19th annual meeting, LVPEI, Hyderabad. July 30-31, 2011. Co-authors: Subhadra Jalali, Inderjeet Kaur

Asa Narsaiah

Best Oral Presentation in Clinical Sciences, Indian Eye Research Group (IERG) 19th annual meeting, LVPEI, Hyderabad. July 30-31, 2011

Maneck Nicholson

Best Paper Award (Ocular Pathology session), All India Ophthalmological Conference 70th annual meeting, Kochi. February 2-5, 2012

Sai Prakash

Nominated for felicitation by the Indian Chemical Society on the occasion of the International Year of Chemistry 2011, in recognition of his contribution to Chemical Education

Harsha B L Rao

Young Researcher Award, XXI annual meeting of Glaucoma Society of India, Mumbai. October 2011

Sonika Rathi

Best Oral Presentation in Basic Sciences, Indian Eye Research Group (IERG) 19th annual meeting, LVPEI, Hyderabad. July 30-31, 2011

Varsha Rathi

Best Paper Award (Optics/Refraction/Contact Lens session), All India Ophthalmological Conference 70th annual meeting, Kochi. February 2-5, 2012

P Shailaja Reddy

Best Poster Presentation in Clinical Sciences, Indian Eye Research Group (IERG) 19th annual meeting, LVPEI, Hyderabad. July 30-31, 2011

Virender S Sangwan

- Named among top 25 scientists in India Today. September 2011
- Dr Patnaik Oration at Shroff's Charitable Eye Hospital, Mumbai. September 18, 2011
- Dr R M Saboo Platinum Jubilee Oration at Indian Medical Association (IMA) meeting, Hyderabad. January 2012

Kunjaj Sejpal

Best Paper of Cornea I Session, All India Ophthalmological Conference 70th annual meeting, Kochi. February 2-5, 2012

Sirisha Senthil

Best Video, XXI annual meeting, Glaucoma Society of India, Mumbai. October 7-9, 2011

Manish Kumar Sinha

Best Poster Presentation in Clinical Sciences, Indian Eye Research Group (IERG) 19th annual meeting, LVPEI, Hyderabad. July 30-31, 2011. Co-authors: Subhadra Jalali, Suma Nalamada

Savitri Sharma

Elected President of Society for Indian Human and Animal Mycologists (SIHAM), 2012-2014

Rebecca Sumalini

Best Oral Presentation in Clinical Sciences, Indian Eye Research Group (IERG) 19th annual meeting, LVPEI, Hyderabad. July 30-31, 2011

AIOS-IJO First Gold Award for 2010 for the publication "Das S, Sharma S, Kar S, Sahu SK, Samal B, Mallick A. Is inclusion of Sabouraud dextrose agar essential for the laboratory diagnosis of fungal keratitis? Ind J Ophthalmol 2010; 58:281-85" presented at the 70th annual meeting of the All India Ophthalmological Conference, Kochi. February 2-5, 2012



Dr Sujata Das receiving the award

M Uma

Best Poster Award at the E V Memorial Conference, Sankara Nethralaya, Chennai. March 18, 2012. Co-authors: Rajeev K Reddy, T Venkata Amarnath and Harsha BL Rao

Regional

Mohd Javed Ali

Vengal Rao Medal and Plenary Session's Best Paper of the Conference Award at the annual Andhra Pradesh Ophthalmological Society (APOS) meeting, Nellore. September 23-25, 2011

Taraprasad Das

Conferred a Doctorate in Science (Honoris Causa) by Ravenshaw University, Cuttack, for his contribution to ophthalmology science. April 2011



Tarjani Dave

Best Video, Andhra Pradesh Ophthalmological Society (APOS) meeting, Nellore. September 23-25, 2011

Ramesh Kekunnaya

Raghavachar Best Paper Award, Andhra Pradesh Ophthalmological Society (APOS) annual meeting, Nellore. September 23-25, 2011

Ajit Babu Majji

Dr Surya Prasad Rao Oration by Andhra Pradesh Ophthalmological Society. September 23-25, 2011

Virender Sachdeva

Prof Vengal Rao Award for Best Paper of Session, Andhra Pradesh Ophthalmological Society annual meeting, Nellore. September 23-25, 2011. Co-authors: Vaibhev Mittal, Avinash Pathengay, Merle Fernandes, Ramesh Kekunnaya, Amit Gupta

Vasundhara Vauhini

Best Poster Presentation in Basic Sciences, Indian Eye Research Group (IERG) 19th annual meeting, LVPEI, Hyderabad. July 30-31, 2011

Virender S Sangwan

Excellence Award by Haryana Ophthalmic Society. November 2011

G Chandra Sekhar

Vivekanand Award from Vivekanand Netralaya, Miraj. June 2011



Savitri Sharma

Samanta Chandra Sekhar Award for 2010 in the Life Science stream from Odisha Vigyan Academy, Science and Technology Department, Government of Odisha. April 2011

Green awards for LVPEI



LVPEI won the Second Prize in the Gardens Maintained by Institutions Category. Md Basha, gardener, receives the award. January 2012

Awards at LVPEI meetings

Pravin V Krishna

“Polished apple” award for best teacher at Eye-PEP, LVPEI, Hyderabad. September 4-11, 2011

Fusion 2012, February 12-14, 2012

Oculoplasty

Free papers: Tarjani Dave, Savari Desai, Raju Kumar, Fairouz PM, Kruti Mody

Case presentations: Savari Desai, Jayshree V, Anirban Bhaduri, Kishore Satpute, Vikas Menon

Video films: Kruti Mody, Puja Goyal, Samir Mohapatra, Tarjani Dave

Quiz winners: Deepti Chouhan, Pummy Roy, Moupia Mukhopadhyay

Quiz runners-up 1: Fairouz PM, Kruti Mody, Aditi Pujari

Quiz runners-up 2: Avinash Ingole, Manvi Sobti, Himika Gupta

Pediatric Ophthalmology

Free papers: Sanil Shah, Akila Ramkumar, Amit Gupta, Muralidhara Ramappa, Bhamy Hariprasad Shenoy, Niranjana Pehere

Case presentations: Akila Ramkumar, Biswajit Dey, Virender Sachdeva, Sowmya R, Geethanjali CJ

Video films: Anil K Mandal, Sirisha Senthil, Muralidhara Ramappa, Jyoti Matalia

Quiz winners: Sumit Monga, Bhamy Hariprasad Shenoy, Shailja Tibrewal

Quiz runners-up 1: Chinmayee T, Ambika Shetty, Soumya Basanth

Quiz runners-up 2: Subashini V, Renu Athanikar, Gangaprasad Amula



Campus News

Kallam Anji Reddy Campus, Hyderabad



A Glaucoma Awareness Walk was organized to create public awareness about glaucoma, an irreversible blinding disease. The large contingent included LVPEI faculty and staff, members of the Telugu film industry and the general public. Dr G Chandra Sekhar (right) leads the walk. March 10, 2012




A Children's Day program for the Association of Parents with Childhood Glaucoma support group, was organized by Dr Anil K Mandal at Hyderabad campus. November 14, 2011



Housekeeping staff Mrs K Thulasamma and Mrs SSS Rajamani shake a leg with Dr Subhadra Jalali at a staff dinner to celebrate LVPEI Hyderabad campus' accreditation by the National Accreditation Board for Hospitals and Healthcare Providers (NABH). July 14, 2011



Nurses Day celebrations – Taking the oath; all the senior nurses pose for a photo. May 12, 2011



The 25th Foundation Day staff celebrations saw a variety of cultural programs by the LVPEI family, and young clients of the rehabilitation centres. The staff and their families enjoyed a rainbow of cultural programs, with music, lights and color. October 18, 2011

Bhubaneswar Campus

Another year has rolled by for the L V Prasad Eye Institute Bhubaneswar campus. And what a year it was! There was all-round development and many activities. We celebrated our 7th Foundation Day anniversary in January 2012. In July 2011, we organised a CME on Ocular Infections: Challenges and Solutions, as we completed five years of patient care. The Second Bijayanand Patnaik Memorial Lecture was held on January 26, 2012, with Mr Subroto Bagchi, Chair, Mindtree, delivering the lecture.

Professor M Srinivasan, Aravind Eye Care System, Madurai, was our Visiting Professor for 2011. Prof Srinivasan, a global expert in corneal and external eye disease, spent a week working with our cornea group. He also delivered the first Prof C S Bhaskaran Endowment Lecture on July 2, 2011.

A total of 90,276 patients visited the institute during the past year and the institute performed 8964 eye surgeries – a jump of approximately 20% in both outpatient visits and surgery, over the previous year. Continuing with our mission of providing free care to the economically underprivileged, the institute treated approximately 23% outpatients and performed 37% surgeries, at no cost to them. This was spread over all segments of eye diseases, the majority being cataract surgery (43%) and retina (24%) surgery.

Our partnership with drushti daan Eye Bank has blossomed. The Eye Bank collected 501 corneas during the year, over 93% of them were procured through motivational counselling. We utilized them with utmost care, offering corneal transplantation services to 177 patients, 57% of them free of cost. True to the spirit of community eye banking, we distributed corneas to other surgeons in the country.



The institute is facilitating a year-long training of Dr Suryasanata Rath in Vancouver, Canada, in the higher nuances of oculoplasty. With some faculty additions and skill enhancement, the institute is looking forward to offering enhanced and state-of-the-art patient care. Other notable developments: the first batch of Bachelor in Optometry (IGNOU) finished their four-year program and 21 short and long-term ophthalmology fellows were trained.

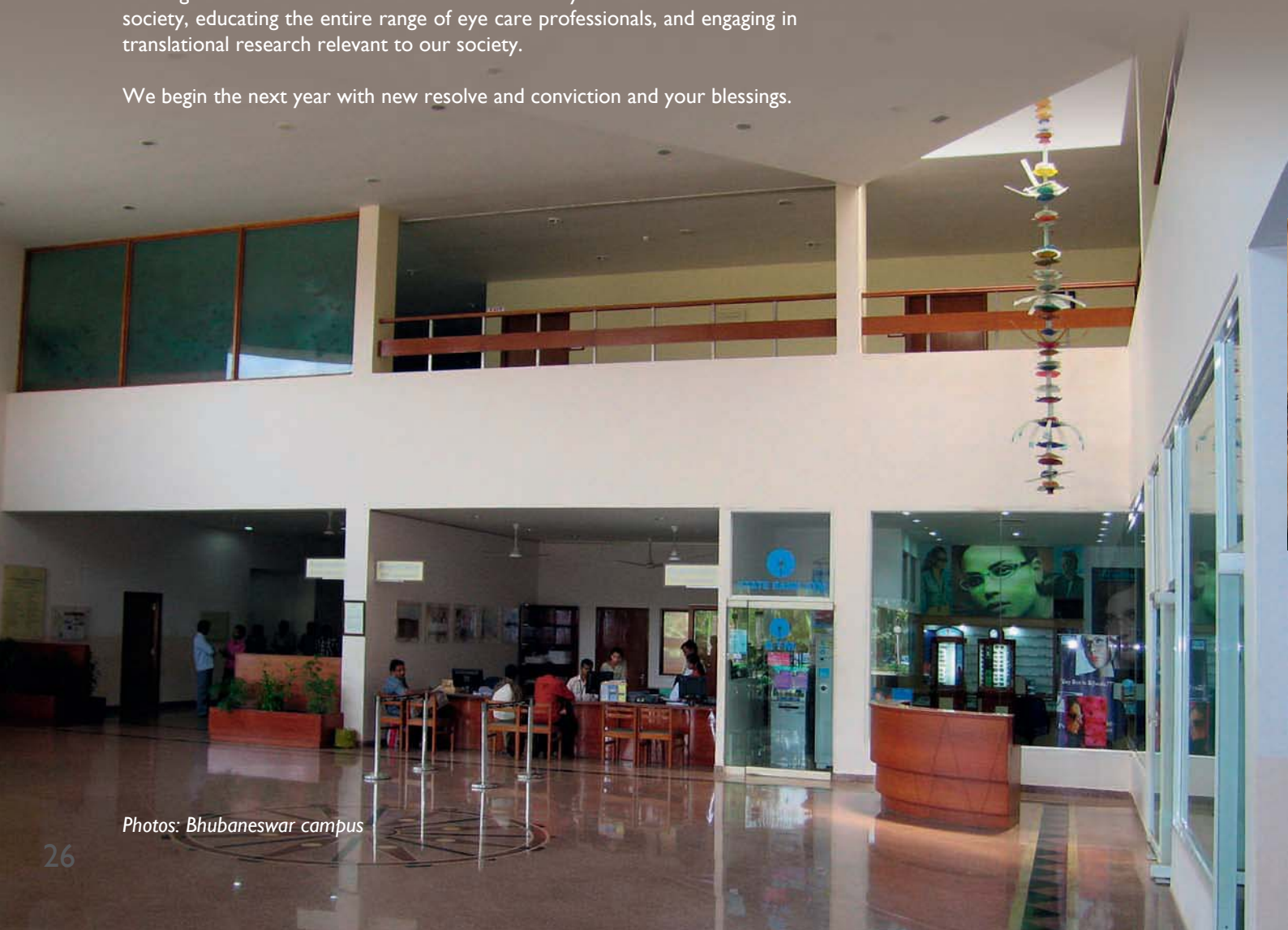
We also laid the foundation for the expanded infrastructure for education, with the generous support of Mr S K Pathak, Chair, ABM, Dubai. The “Pathak Centre for Eye care Education (PACE)” will have permanent residential and educational facilities. The first phase – the Residence Hall, “Inspiration” – was inaugurated by Mrs Kokil and Mr S K Pathak on February 24, 2012.

Our research continues in both basic (microsporidia, Staphylococcus epidermidis) and clinical research (fungal keratitis and diabetic retinopathy). The faculty published 40 research papers, and 8 are either e-published or are in press. With these, the total number of publications rises to 148, since the institute’s inception in July 2006.

All the staff achieved excellence in their individual areas and some were recognized by others. Savitri Sharma was invited to the prestigious Cambridge Symposium in Cambridge, UK. She was also selected to receive the “Samanta Chandrasekhar Prize” (Excellence in Life Sciences) by the Odisha Government, the “Gold Award for best original paper” by the Indian Journal of Ophthalmology and the “SC Agarwal Oration award” of the Indian Association of Medical Microbiologists. I was conferred D Sc (Honoris Causa) by the Ravenshaw University.

We aspire to rise to become the best resource center in the region – offering the most advanced and state-of-the-art eye care to all sections of society, educating the entire range of eye care professionals, and engaging in translational research relevant to our society.

We begin the next year with new resolve and conviction and your blessings.



Photos: Bhubaneswar campus



Eye screening for Special Olympic athletes: A screening camp was organized by the Lions Eye Hospital, where our optometrists and rehabilitation specialists conducted eye examinations for over 200 mentally challenged athletes of the Special Olympics. April 9-10, 2011



Nurses stage a modern version of the epic Ramayana

Nurses Day: International Nurses Day was celebrated with the nurses taking an oath of service and compassion followed by a cultural program. Dr Savitri Sharma, Head, Laboratory Services – LVPEI network, gave an inspirational talk. May 12, 2011.



From left: Ms Esther Hyman, Trustee, Miriam Hyman Memorial Trust (MHMT), UK, along with Mrs Kathy and Mr Dave Batten, Board Members, MHMT and Mr Adrian White visited the Miriam Hyman Children's Eye Care Centre. They are making a documentary film to spread the message of love and peace. December 2-25, 2011

National Disability Awareness Campaign

The 'Badhte Kadam National Disability Awareness 2011' campaign was launched at our campus by the National Trust (Odisha Chapter) for the welfare of persons with autism, cerebral palsy, mental retardation and multiple disabilities. Mr Prafulla Samal, Minister for Women & Child Development, Govt of Odisha, inaugurated the program, which was attended by members of various NGOs, parents of special children and the media. The event was organised by Open Learning Systems, the state nodal agency of the Trust. November 3, 2011



Inauguration of the National Disability Campaign; inset, a view of the audience

Goodwill Visit by Dr Kalam

Dr APJ Abdul Kalam, former President of India, visited the campus on January 4, 2012. Dr Taraprasad Das, Director, briefed him about the progress of the institute. Dr Kalam enquired about the 10 most challenging and intriguing cases managed by the faculty and appreciated their commitment and excellence in eye care. He urged the staff to focus on research to make the institute a pioneering centre in eastern India.



Dr APJ Abdul Kalam with Dr Taraprasad Das, Director, faculty and staff of the campus



From left: Dr Gullapalli N Rao with Mr S K Pathak, Dr Taraprasad Das, Mrs Kokil Pathak and Dr Savitri Sharma at the inauguration of Residence Hall, seen right; Below: Planting a tree at the campus



Inauguration of Residence Hall

The first phase of the “Pathak Centre for Eye Care Education” was completed this year, with the inauguration of the Residence Hall, “Inspiration,” by Mrs Kokil and Mr S K Pathak, Chairman, Al Basti & Mukhta LLC (ABM) group, UAE, on February 24, 2012. Mrs and Mr Pathak also took a tour of the institute and planted a tree.

Foundation Day Celebrations

The 7th Foundation Day of the campus was celebrated on January 16, 2012, with an elocution competition on “Why I like LVPEI,” followed by a cultural program. Winners of various sports events held earlier received prizes.



The Glaucoma Public Forum

Glaucoma Awareness Week

During Glaucoma Awareness Week (March 11-17, 2012), information brochures and pamphlets on the management of glaucoma were distributed to patients and their families. Dr Sanghamitra Dash participated in a TV program and took questions from callers. Dr Aparna Rao led a Public Forum, in which over 60 patients and families participated.



GMR Varalakshmi Campus, Visakhapatnam

Another year has flown by at the GMR Varalakshmi campus, Visakhapatnam.... and it was just as exciting as all the earlier years. We celebrated our 5th anniversary on July 7, 2011, and are gearing up for the next 5 years with immense enthusiasm. With the support of a committed and energetic team, the sky is the limit!

This year, we saw more than 81,000 patients in the outpatient department – an increase of 14% as compared to last year. More than 25% of these were seen at no cost. Over 9300 procedures were performed (including EUAs – Examination Under Anesthesia), an increase of 30%. Over 50% of these were done at no cost to non-paying patients. While half of these were cataract surgeries, the other half were complex retina, cornea, squint, oculoplasty and glaucoma surgeries.

Our services to the underprivileged have seen tremendous growth, primarily due to the 8 new Vision Centres established over the course of the year in Visakhapatnam and Vizianagaram districts, taking the total to 10. This is all due to the untiring efforts of the community eye care team, led by Dr PVKS Varma, the champion of rural primary care centres. He led the outreach team in identifying the needs of the community, establishing links with the local populace, finding a suitable building and staff to run the Vision Centres, and ensuring community ownership and long-term support to the vision technicians managing them.

In April 2011, we set up our first City Centre to reach out to people in the heart of Visakhapatnam, so that they could access excellent eye care closer to home. The centre runs on the indigenous and innovative paperless, eyeSmart electronic medical record technology.

Two out of every 3 blind people in the world are women, who do not access eye care as often as men, due to poverty, ignorance and self-neglect. We decided to reach out to this underserved section of the population by launching focused programs at our City Centre. We were fortunate to have the support of Mr O Naresh Kumar of Symbiosys Technologies, who invited several well-known women from various fields to create awareness about eye health and endorse the program. They were Ms Shriya Saran, a popular Telugu film actor, Ms Vasuki Sunkavalli, Miss India- Universe 2011, and Ms Karen Tan, High Commissioner of Singapore to India. In the first year we saw 7000 patients at the City Centre, 55% of them women.

Our retina consultant, Dr Avinash Pathengay, has done us proud by his exemplary performance during his one year international fellowship under Dr Harry Flynn Jr at Bascom Palmer Eye Institute (BPEI), Miami, Florida, USA. He published several papers in peer-reviewed journals and received an award from BPEI for contributions to academics and research. He forged key links between LVPEI and BPEI, which will continue to grow.

We also saw our first comprehensive fellows Vaibhev Mittal and Manav Khera, who began their fellowships 3 years ago, return to our campus as faculty. We hope many more will be inspired to follow in their footsteps. The comprehensive fellows at GMR Varalakshmi campus continue to increase in number and we now have a total of 6 at various stages of their fellowship. In January 2011, we also commenced subspecialty fellowships in Retina and Cornea.

An exciting event this year was the laying of the foundation stone of the “Pathak Centre for Eye Care Education” by His Excellency Mr E S L Narasimhan, Governor of Andhra Pradesh, on July 20, 2011. This will enable us to increase our training capacity, provide job opportunities to local youth and help us serve our patients better.

The Nimmagadda Prasad Children’s Eye Care Centre approaches its 5th anniversary, with Dr Virender Sachdeva at the helm. More than 25,000 children were seen till date at the campus.

We look forward to the next year and aspire to achieve even greater heights, in keeping with our vision of providing eye care with excellence, equity and efficiency to all those in need.



First City Centre

The campus started a City Centre at Siripuram on April 25, 2011. Dr D Purandareswari, Minister of State, Human Resource Development, Govt of India, formally inaugurated it on June 11, 2011. The eco-friendly centre uses the eyeSmart paperless software to maintain the patient information database and is the first of its kind in Visakhapatnam. The City Centre offers quick and comprehensive eye care services, with extended working hours.

5th Anniversary Celebrations

The 5th anniversary celebrations of the campus on July 7, 2011, began with group photos of each department and the entire staff. Chief guest Dr Jayaprakash Narayan, founder-president, Lok Satta, addressed the staff and enjoyed the cultural programs along with LVPEI's board members. Students from the Lebenshilfe Special School for Mentally Retarded Children gave cultural performances. Prizes were distributed to the winners of sports and games competitions, held earlier.



Dr D Purandareswari inaugurates the City Centre; (inset) Dr Merle Fernandes, Director, examines a little girl



A group photo of the staff in sylvan surroundings; (inset) Dr Jayaprakash Narayan releases the anniversary souvenir



Pathak Centre for Eye Care Education

Governor of Andhra Pradesh Mr E S L Narasimhan laid the foundation stone for the "Pathak Centre for Eye Care Education" on July 20, 2011. It is supported by Mrs Kokil and Mr S K Pathak, Chairman, Al Basti & Mukhta LLC (ABM) group, UAE, who are supporting a similar centre at Bhubaneswar campus, towards the creation of a Global Academy of Eye Care Education at LVPEI. Other guests included District Collector Mr Lav Agarwal, and major supporters Mr O Naresh Kumar and Mr Raghu Rayalu.

Mr E S L Narasimhan lights the lamp at the inauguration of the Pathak Centre for Eye Care Education



Dr D Purandareswari being felicitated by (from left) Dr M Mohan Rao, Superintendent, Regional Eye Hospital, Mr Kasim S Mehdi, Chairman, Mohsin Eye Bank, and Mr D V Subba Rao, former Mayor of Visakhapatnam

Mohsin Eye Bank Anniversary

To mark its 10th anniversary on October 16, 2011, Mohsin Eye Bank conducted a symposium, focusing on the eye donation scenario in the country and the need for better coordination of efforts towards eye donation, organ and blood donations.

Awareness & Screening Programs for Kids

On November 13, 2011, an educational and free screening program was conducted for 154 children and their parents, in association with the Visakhapatnam Urban Development Authority (VUDA). The events included screening of an animation film by Symbiosis, 'Twinkling Sight', a skit on misconceptions in pediatric ophthalmology, and a quiz on pediatric eye diseases. Coupons for free eye check-ups were given to the families of the prize-winners of various events. Vice-president of VUDA Mr K Sashidhar suggested that the program be made an annual event. The campus also launched a 3-month free screening program for children below 16 years of age, and the elderly.



Dr Virender Sachdeva lights the lamp, flanked by Mr K Sashidhar and Dr Merle Fernandes



Postgraduate students from Andhra University visited the campus in December 2011 as part of an educational trip. Ms V Saranya, rehab consultant, spoke to them about the services and low vision devices offered.

Good Health Show

The institute participated in the 'Eenadu Good Health Show' exhibition from December 3-4, 2011, displaying optical and non-optical devices and patient education brochures to create eye health awareness. A screening facility was set up, where 270 persons were examined. The stall received a good response with around 800 people visiting.



Dr Virender Sachdeva and Ms Gouthami Kapila talk to visitors at the Good Health show

Fun Camp for Rehabilitation Clients

The campus organised its first "Fun Camp for Visually Impaired Children" on December 4, 2011. About 20 children with visual impairment, family members, staff and volunteers enjoyed the picnic.



Children participate in games at the Fun Camp

World Glaucoma Awareness Week

Several programs were organised during World Glaucoma Awareness Week. A walk along the beach on March 10, 2012, was flagged off by Ms Soumya Mishra, DIG of Police. Dr Merle Fernandes, Dr PVKS Varma, Dr Krishna Prasad, Superintendent, Regional Eye Hospital, Visakhapatnam, staff, trainees, supporters and community elders joined to make the program a grand success.



On March 11, 2012, postgraduate students from colleges and hospitals, and city doctors attended the Glaucoma Masters' Course via videoconference, held at Hyderabad campus. A public education forum on March 17, 2012, received a good response, with 60 patients attending.



Mr O Naresh Kumar and Ms Shriya Saran at the launch of a free screening program for women

Free Screening for Women at City Centre

Mr O Naresh Kumar and the CMR group joined hands with LVPEI to create awareness about eye health, especially among women. On December 11, 2011 actor Ms Shriya Saran launched a free eye screening program (December 12, 2011 – January 14, 2012) and spoke of the need for women to take better care of their health.

On January 29, 2012, Ms Vasuki Sunkavalli, Miss India-Universe 2011, endorsed the next phase of the screening program, which was conducted from January 30 – February 29, 2012.

Ms Karen Tan, High Commissioner of Singapore, endorsed the next phase of the screening program on her visit on March 6, 2012 (March 7 – April 7, 2012). Patient care in-charge Dr Avinash Pathengay pointed out that though women constitute two-thirds of the blind population, they do not seek medical care as often as men because of ignorance, poverty and neglect.



Dr Merle Fernandes shows Ms Vasuki Sunkavalli around the institute



Ms Karen Tan with Dr Merle Fernandes and Dr Avinash Pathengay

World Sight Day Programs

The community eye care (CEC) team conducted large-scale screening programs for 10 days in neighboring villages and schools, on the occasion of World Sight Day, October 13, 2011. In the 4 villages covered, 545 persons were screened, while 1047 children were screened in 2 schools.



School children and their parents, with our CEC staff on World Sight Day



School children take part in an educational program on eye diseases. December 15, 2011



Mr Ramesh Prasad, Chairman, Prasad Group, visited the campus on March 11, 2012.

Kode Venkatadri Chowdary Campus, Vijayawada

With the inauguration of our tertiary care campus at Vijayawada (in the central coastal area of Andhra Pradesh), we have extended our high quality, comprehensive, tertiary care coverage to another 10 million people of Andhra Pradesh. This also means that LVPEI tertiary care services now extend to nearly half of the east coast of India – from Bhubaneswar in the north going up to the border of West Bengal, to Vijayawada extending south up to Nellore (100 km from Chennai). This is very much in accord with our strategic thinking. Coupled with our integrated secondary and primary care network across the state, we now have a presence in 18 of the 23 districts of Andhra Pradesh.

The progress of the campus in its inaugural year has been very encouraging. Located in a village just outside the city, the centre has the twin advantages of the peace and quiet of a village, while also being very close to a bustling city. The clinical services have attracted a substantial volume of patients; some education programs and community eye health initiatives have commenced. The youthful staff exude fresh energy and make visitors and patients feel welcome at the campus. The David Brown Children's Eye Care Centre is a special attraction of the campus, offering services that are otherwise not available in this geographical area.




Photo: Vijayawada campus

First Anniversary Celebrations

The campus celebrated its first anniversary on February 16, 2012, in the presence of the campus' major supporter, Mr Kode Satyanarayana and his family. Mr Satyanarayana spoke fondly of his family's attachment with Vijayawada, even though it is not their hometown. He expressed his happiness about the progress made by the campus over the past one year and said it would eventually have a six-floor building, serving all the people in the area.

LVPEI Chair, Dr Gullapalli N Rao, spoke of LVPEI's commitment to provide excellence with equity in patient care delivery.

Dr Nirnanjan Pehere presented the annual report for the first year. Mr Kiran PV summarized the performance of the Vijayawada campus. This was followed by a cultural program and prize distribution for the competitions conducted by the staff. Various cultural items were performed by students from the Blind School of Gunadala, as well as the patients and the staff.



Mr Kode Satyanarayana presents the Employee of the Year Award to Mr K Tulasi Ram, Biomedical Department



Dr Nirnanjan Pehere shows Dr Manish and Dr Sri Lakshmi some of the patient care brochures



Mrs Vijaya L Ramam, former Head, Administration, LVPEI, presents an award to Mr Sivaram, Assistant Administrator, Patient Care

City Centre Launched

The campus launched its first City Centre on May 30, 2011, aimed at providing world class eye care to people at their doorstep. Dr C Nageswara Rao, Director General, Dr Pinnamaneni Siddhartha Institute of Medical Sciences & Research Foundation, Vijayawada, lit the lamp. Mr M Srinivas Rao, Executive Director, Spectra Foods and Mr Bode Prasad of Poranki also graced the occasion. The centre has state-of-the-art facilities for a quick, comprehensive eye examination and an Electronic Medical Records (EMR) system. Patients needing complex investigations and surgeries are referred to the main campus.

Surgical Services Begin

Surgical services began at the campus on June 20, 2011. The state-of-the-art operating rooms are one of the best in the LVPEI network and in the entire coastal Andhra Pradesh area.



Dr C Nageswara Rao lights the lamp

A senior citizen uses a magnifier to read the newspaper



Mr Asa Narsaiah gives a demonstration of the low vision services to Mr Vijaykumar

Rehab Services Inaugurated

A Centre for Sight Enhancement was inaugurated on World Sight Day, October 13, 2011, by Mr G S R K R Vijaykumar, Vice-chairman, VGTM Urban Development Authority, Vijayawada. Such a modern facility for patients with incurable vision loss is unique to the area. Mr Asa Narsaiah, an optometrist trained in low vision, takes care of the examination and management of patients. In December 2011, 200 children in special schools (for the blind and deaf-mute) were screened to identify and provide devices to those with low vision.



Dr Pehere on radio



The children's painting competition



Children's Eye Care Week

The David Brown Children's Eye Care Centre (DBCECC) commemorated Children's Eye Care Week from November 14-20, 2011. The range of activities included: a parents' support group meeting for families of children with eye problems; a painting competition on the theme of firecrackers and safety of the eyes in which 400 children (including differently abled children) participated; eye screening of 170 hearing impaired and 80 visually impaired children; school screening programs in association with the Lions Club of Vijayawada, covering 1800 children in 8 schools; publishing of articles in newspapers about pediatric eye diseases; radio interviews; free check-up for children below 16 years of age at DBCECC; and a public lecture on "Childhood blindness: what each of us can do," followed by talks by Dr Gullapalli N Rao, Lions Club members and Dr Niranjana Pehere.

Some of the paintings done by the children

Glaucoma Week

The campus organised several activities for Glaucoma Awareness Week: free glaucoma screening at the campus and City Centre (March 12-17, 2012); a Glaucoma Walk with close to 100 participants, including the staff and members of the Vasavya and RG Foundation; radio talks and live TV interviews by Dr Pradeep Kumar Reddy; and a public forum for the general public to clarify their doubts. Postgraduate students from colleges and hospitals attended the CME, videoconferenced live from Hyderabad campus.



Nurses participate in the Glaucoma Walk



Dr Pradeep K Reddy talks to the media at the Glaucoma Walk



Patient Care Services

While the explicit mission of LVPEI in patient care is “excellence with equity”, the implicit core value is “honesty” and primacy of patient welfare. At a time when “medicine” has either become, or is at the risk of becoming “commercial”, the goal of best possible care to all patients – irrespective of their paying capacity and the freedom to the treating physician to waive the charges in part or total, if the patient cannot afford the treatment – ensures that the primacy of patient welfare is not compromised. It is the trust that the patients have reposed in “LVP eye care” that has both facilitated and necessitated our growth. Starting with 3 examination rooms and two operating rooms in 1987, we have grown in 25 years, to be now present in more than 100 locations, providing all possible care, from screening to comprehensive eye care, covering all specialties of ophthalmology, with state-of-the-art diagnostic and therapeutic facilities.

In our 25th year we are proud that we have reached out to more than 2,800,000 people and provided surgical care to over 76,000 people. This care is spread across all levels of care in the LVPEI Eye Health Pyramid. During the past year, we have taken care of over 460,000 outpatients and provided surgical care to 61,000 patients in our tertiary and Centre of Excellence (CoE) facilities in the urban areas of Andhra Pradesh and Odisha. With the aim of reaching all those in need at their doorstep, the Village Vision Complex of LVPEI has reached out to 1,200,000 outpatients and provided surgical care to 15,000 patients. Since eye care is not a felt need and there is a lot of avoidable visual disability

in the villages we have reached out to this important demographic group in our state. In the last year we screened 2,200,000 people and referred 330,000 for further care to higher levels within the LVP Eye Health Pyramid. True to our mission of equity, the care given was totally free of charge to 40% of outpatients, while 67% of the surgeries were performed entirely free of cost, regardless of complexity, in our rural catchment areas. The similar figures for urban care are 27% of outpatient visits and 43% of the surgeries, offered totally free.

The level of subspecialty care provided at our CoE and tertiary centers is the other highlight of our patient care. Of the surgical care given to 61,000 patients, cataract surgery consisted of only one-third. The experience and expertise of our team has ensured that we are a preferred destination for specialty services like pediatric glaucoma, complicated strabismus, oncology, retinopathy of prematurity (ROP), stem cell therapy for ocular surface diseases and disorders of the macula, to name a few.

Our commitment to patient-centric care is exemplified by the e-mail signature used by one of our colleagues: “You treat a disease, you win, you lose. You treat a person, I guarantee you, you’ll win, no matter what the outcome.” Hunter “Patch” Adams. With our focus on excellence, equity, empathy and honesty in all that we do to serve our patients, we have our job cut out to take care of many more patients – not only those who walk into our facilities but also those who have difficulty in accessing our well spread-out facilities.



Patient Care

Tertiary & Advanced Tertiary Care

Campus	Outpatient visits			Surgical procedures		
	Paying	Non-paying	Total	Paying	Non-paying	Total
Kallam Anji Reddy Campus, Hyderabad	186,140	65,204	251,344	23,580	17,512	41,092
Bhubaneswar Campus, Bhubaneswar	69,186	21,090	90,276	5670	3294	8964
GMR Varalakshmi Campus, Visakhapatnam	55,148	26,542	81,690	4411	4549	8960
Kode Venkatadri Chowdary Campus, Vijayawada	25,056	11,678	36,734	919	931	1850
Total	335,530	124,514	460,044	34,580	26,286	60,866

Includes data from respective city & extension centres

Analysis of Surgical Procedures

Surgeries	Kallam Anji Reddy Campus, Hyderabad	Bhubaneswar Campus, Bhubaneswar	GMR Varalakshmi Campus, Visakhapatnam	*Kode Venkatadri Chowdary Campus, Vijayawada	Total
Cataract	12,436	3688	4581	977	21,682
Cornea & anterior segment	5323	433	751	143	6650
Corneal transplants	1075	177	148	60	1460
Glaucoma	1405	326	208	26	1965
Retina & vitreous	12,440	2865	643	308	16,256
Squint	1477	85	193	56	1811
Ophthalmic plastic surgery	5131	970	713	6	6820
LASIK	1155	96	480	–	1731
Others	650	324	1243	274	2491
Total	41,092	8964	8960	1850	60,866

*Surgical services launched June 20, 2011



International Patients at LVPEI
1728 from 54 countries

Children's Eye Care

Campus	Outpatient visits			Surgical procedures		
	Paying	Non-paying	Total	Paying	Non-paying	Total
Jasti V Ramanamma Children's Eye Care Centre, Hyderabad	28,350	11,014	39,364	4047	3582	7629
Miriam Hyman Children's Eye Care Centre, Bhubaneswar	8170	2632	10,802	390	478	868
Nimmagadda Prasad Children's Eye Care Centre, Visakhapatnam	6409	1897	8306	532	397	929
The David Brown Children's Eye Care Centre, Vijayawada	3294	1525	4819	96	57	153
Total	46,223	17,068	63,291	5065	4514	9579

These numbers are included in the patient care summary on the earlier page.

Retinopathy of Prematurity (ROP) Program

	Hyderabad	Bhubaneswar
Babies screened	1189 (556 at LVPEI and 633 at NICUs)* <i>Crossed 1000 for the first time!</i>	402 (71 at LVPEI and 331 at NICUs)*
RetCam sessions	149	174
Babies identified with ROP	419	77
Laser sessions	180	26
Pediatric retina surgeries	530 (<i>crossed 500 for the first time!</i>)	186
ROP surgeries	71 (<i>crossed 70 for the first time!</i>)	1
Intravitreal injections	15	1

*NICU: Neo-natal Intensive Care Unit

- A lower number of ROP surgeries, as compared to babies screened and treated with laser, indicates the success of the program. The 71 surgeries were mainly for babies referred to us, a recognition of our ROP and pediatric retina surgery centre in India and the neighbouring countries.
- A record number of 26 trainees benefitted from our hands-on ROP training program – the highest at a single centre, anywhere in the world. The program builds capacity so that ophthalmologists can screen and treat babies in their local communities. (Page 80)

A Happy and Priceless New Year!

Ugadi marks the beginning of a new year for the people of Andhra Pradesh. But this Ugadi, the 20th of March 2012, was a special day for the doctors at LVPEI. They were challenged to perform a difficult surgery on Shravya (name changed), a tiny baby weighing just 1400 grams, suffering from a critical, potentially blinding condition of retinopathy of prematurity (ROP). What better way to start the year than with restoring the sight of a newborn on the brink of a lifetime of blindness!

Apprehensive about the eye condition of Shravya, just 3-4 weeks old, N Satyanarayana came to LV Prasad Eye Institute, Hyderabad, hoping that the baby's disorder would be diagnosed and managed properly. The baby was suffering from a critical ROP condition that could have permanently destroyed the retina of both the eyes if not operated within 3 days! The parents were told that an emergency operation was required; risks and benefits were clearly laid out. The low weight of the baby was a challenge for the team of ophthalmologists, anesthetists, nursing staff, counsellors, and the neonatologist due to a very high risk of anesthesia-related complications, even in the best of centres! The father finally consented to the surgery, reassured by the genuine concern of the doctors for his child's vision and life.

An LVPEI emergency core team was constituted. Not only premature, the baby was anaemic and suffering from poor nutrition. Counsellors Praveen and Vijaya coordinated with the baby's neonatologist and the parents for all the preoperative evaluation and paperwork, without tiring this tiny life!

All preparations were made within 48 hours to make the baby as fit as possible for safe anesthesia. Blood transfusion, lungs,

liver function, kidney function, nutrition and electrolyte balance, cardiac care – so much to be assessed and managed at such short notice!

Finally, as the dawn was breaking, the baby was brought to the theatre. Highly competent neonatal anesthesiologist, Dr Ranjan Kumar Samantharay accepted the pivotal role, supported by senior colleague Dr C Vijay Mohan Reddy and anesthesia technician, Mr Venkatanarayana. Theatre Nurse Jaisamma left her own children asleep in bed to stay beyond her duty hours, along with her colleague, Sister Mariamma.

Accomplished retinal surgeon, Dr Subhadra Jalali, operated upon both the eyes using microsurgical techniques. Operating upon an eye less than 16mm in size, without causing damage to critical structures like the lens and the retina, required surgical precision, dexterity and a passion for perfection. When the baby stirred out of anesthesia and cried, the whole team and the anxious administrators, counsellors and parents outside, knew that a beautiful New Year had dawned!

Less than a month later, the healthy and happy baby spread sunshine on a return visit, as she smiled at the doctor, looking up with pretty good vision in both her bright eyes!

In 1999, LVPEI was the first hospital in India to start a city-wide, all inclusive NICU-centered ROP screening program. Under its Indian Twin Cities ROP screening study (ITCROPS), a team of doctors visits the NICUs weekly, to screen pre-term babies. Till date more than 7000 babies have been seen and managed.

Patientspeak

“Our child has totally recovered”

We were anxious when we found our 7-month-old baby's eyes swollen, red and watering. We heard about L V Prasad Eye Institute's services and brought our child to the Vizag hospital on December 21, 2011, for treatment.

Dr Manav Khera examined the baby and said that he had developed severe inflammation in the left eye. He explained the need for immediate surgery. The way he explained about the problem was really good. The surgery was performed the next day and injections given during the course of treatment for about a week.

We are happy now that our child has totally recovered. We are really grateful to Dr Manav Khera for his interest and advice. Your counselors called us frequently to check on the condition of my child's eyes. It really touched us. The attention paid to my child by the doctor and staff is remarkable. We are very thankful to L V Prasad Eye Institute.

Feedback given by baby Yellapu Dharmendra's mother, Mrs Y Lakshmi, in Telugu; translated into English



Mrs Lakshmi with her baby and Dr Manav Khera

“I regained my lost vision”

I am a 45-year-old postgraduate biology teacher, working in Kendriya Vidyalaya, Nuasenagh, Visakhapatnam. I am both diabetic and hypertensive. In 2007, I observed that my left eye had blurred vision. I saw an ophthalmologist, who told me that I was suffering from diabetic retinopathy.

In 2008 I underwent vitrectomy, as repeated laser treatment did not help. Unfortunately, I lost all vision in my left eye. I also

had bleeding on the retina in my right eye. At that time I heard about L V Prasad Eye Institute and went there. I was examined by Dr Avinash Pathengay, retina consultant. After hearing about the problems in my right eye I became very frustrated. But he counseled me and generated a ray of hope in me.

On August 15, 2009, I found I was losing my vision... darkness surrounded me. I rushed to see Dr Avinash. After an examination he said my right optic nerve had become detached, due to a massive flow of blood to the retina of my right eye. He planned a vitrectomy surgery on 19th August 2009. Slowly I regained my vision. Dr Avinash is not only a skilful surgeon, but also a good human being with a positive approach towards his patients. On every visit, he used to boost my morale.

In November 2011, I learnt that my retina was perfectly pasted and the silicone oil had to be removed. I underwent surgery on 9th January 2011 by Dr Merle Fernandes, who is also a very skilled and kind surgeon. When the eye patch was removed, I saw the beautiful world with bright and crystal clear vision. God has given me back what I had lost for the past two and a half years! Dr Merle Fernandes said my eye had regained over 80% vision. This was possible thanks to Dr Avinash and Dr Merle, and LVPEI with its wonderful technology and infrastructure.

By B Usha Rani



Mrs Usha Rani with Dr Avinash Pathengay, Mrs G Rekha (Senior Optometrist), and Dr Merle Fernandes



Scenes from Fun Camps at Hyderabad & Visakhapatnam

Vision Rehabilitation

The loss of vision has multidimensional implications on a person's quality of life – physical (reduced perception), functional (self care, mobility, and limitations in daily activities), social (interpersonal relationships), and psychological (emotional well-being and happiness).

The aim of the Vision Rehabilitation Centres is to empower people with incurable vision loss to enhance their quality of life and live as independent a life as possible, through comprehensive low vision rehabilitation intervention. Since their inception on June 4, 1992, the centres have helped change the lifestyle of more than 100,000 visually challenged persons, from all age groups and across all segments of the population. The key components of intervention include psychological support, low vision care – assessment, training and prescription of devices, special skills training such as independent living skills and mobility, assistive software training for using computers, early intervention for children below 5 years of age with developmental problems, guidance and placement services for economic independence, self-help group meetings and peer support programs, advocacy and support services.

The highlights of the year were the launch of a 'Program for Early Intervention in Children' and 'IT Training Centre for Visually Impaired' at Hyderabad, supported by the Mahindra Satyam Foundation. The outstanding performance of four young clients in their Board examinations was thrilling. Another young client, hailing from a farmer's family in Gokavaram (East Godavari district) recently published a novel, *Pharaoh and the King*, based on Indian and Egyptian mythology. Viswanath V Dasari, a student of Rajiv Gandhi University of Knowledge Technologies, Nuziveedu, Andhra Pradesh, suffers from

nystagmus and photophobia – his eyes cannot focus clearly on any object for more than a second. He initially wrote by hand, and later, started using MAGic (screen-magnification software), given to him by LVPEI.

Low Vision Services in Rural Areas for the First Time

Continuing our efforts to provide low vision services across our network, 3 Vision Technicians – E Ramdas from Sudhakar and Sreekanth Eye Centre, Markapuram, Prakasam district, and K Ashwin Kumar and G Bhasker from the Kuchukulla Ramachandhra Reddy Eye Centre, Toodukurthy, Mahabubnagar district – were trained to provide low vision services. The services are now available at five secondary centres. This is the first time in the country that the services will be available in remote rural locations, so that those with incurable visual loss need not travel to the main campus in Hyderabad to access them. This is significant, given the higher prevalence of visual impairment and blindness among the rural population.

At almost all our primary care Vision Centres, simple low vision services such as advice on lighting and contrast, dispelling of misconceptions about the use of residual vision and provision of high addition bifocals are offered by trained Vision Technicians. Patients requiring magnifiers are referred to the next level, secondary centres.

Thus, low vision services are available at all levels of eye care in the LVPEI pyramid – ranging from the simplest at primary care levels to the most advanced at the tertiary levels and the Centre of Excellence.

Mahindra Satyam Supports New Projects

Two new services were launched on November 9, 2011, at the Hyderabad campus: 'Program for Early Intervention in Children' and 'IT Training Centre for Visually Impaired'. The centres are supported by the Mahindra Satyam Foundation (MSF). Mr Vinod Khanna, Trustee, MSF, said they were privileged to partner with LVPEI and promised to extend financial assistance and help find placements for our clients.

The early intervention program for children with visual and multiple disabilities focuses on speech therapy, physiotherapy, training in daily living skills, special education, behavior modification and vision therapy. Till the end of March 2012, multi-disciplinary services had been provided to 252 children, by a team comprising: rehabilitation counselor, physiotherapist, speech therapist, vision therapist, mobility instructor and special educator.

Under the IT project, 2 batches of 79 students received training in using assistive software JAWS (27) and MAGic (52). The centre also organized 35 soft skills training programs.



Ms Beula Christy shows the child rehabilitation services wing to Mr Vinod Khanna, Trustee, MSF



Ms S Jennifer conducts a vision stimulation session with baby Guntak Manasvi

Rehabilitation Services at KVC Campus

The Kode Venkatadri Chowdary campus at Vijayawada set up a Rehabilitation Centre on July 20, 2011, to offer services to people of all ages. The key services comprise counseling to cope with vision loss, training in orientation and mobility, home management, Braille, computers, and early intervention and advocacy services.



Ms Esther Hyman, Trustee, Miriam Hyman Memorial Trust, UK, and a major donor interacts with children at the Mahindra Satyam Early Intervention Project unit at LVPEI, Hyderabad

A Day in the Sun – Fun Camps

Hyderabad: The 14th 'Fun Camp for Visually Impaired Children' was organised on November 12, 2011. Over 150 visually impaired children, their siblings, family members, staff and volunteers enjoyed a picnic on the lush lawns of a city park. They took part in games and competitions – frog race, tug of war, passing the ball, group relay and quizzes – designed with their special needs in mind. All the children received prizes and gifts.

Louise Sowerby, a volunteer at LVPEI said, "We had a great time on Saturday and the camp was very inspiring. I sent some photos to England and my family thinks it is a wonderful and unique idea. There are no camps like that in England."

Visakhapatnam: The first Fun Camp for the campus was organised on December 4, 2011, at a city park, with 20 clients, siblings, family members, staff and volunteers. The games and competitions made them laugh, while the prizes and gifts were received with great excitement. Doctors and staff, friends, volunteers and trainees visited the camp to encourage the children.

Young Clients Make Us Proud!



Gopal

The Vision Rehabilitation Centres were proud of the achievements of four young clients, who scored high in the Class X examinations. Ch Gopal (83%, special school), Raju (80%, special school), Shrawya (85%, inclusive school), and Karishma have severe visual impairment.

They have been coming to our rehabilitation and sight enhancement centres for educational support and multiple skills training. We have been charting their growth since they were three years old.



Raju

Karishma lost most of the vision in her only seeing eye just at the beginning of her Class X and could not recover it, despite several surgeries. She faced this terrible loss bravely, with support from the Vision Rehabilitation Centres, working doubly hard at school. Karishma scored 77% in the Senior Secondary Certificate Board Examination!



Shrawya

Our committed volunteers, who help prepare educational material (Braille and audio books) and work as scribes for them, are proud to share their success.



Dr G Chandra Sekhar, Director, LVPEI, Hyderabad, presents the CCTV to Pasha. Also seen: Mr Deepak Kumar, Senior Optometrist, and Pasha's mother

A Gift for Pasha on Louis Braille Day

Pasha Ahmed, 18, a student of Class XII suffers from retinitis pigmentosa. He has been a client of our Centre for Sight Enhancement for over 15 years. As a child, he used large print books (prepared at our centre) as his primary mode of education. He was advised to use a closed circuit TV (CCTV) mouse model to read small print as he continues his education, which makes it easy for him to read fine print.

On January 4, 2012, Pasha was gifted a CCTV by Dr G Chandra Sekhar, Director, KAR campus. Pasha can now read his textbooks independently. Given his severe visual impairment, the device offers a high level of magnification, which cannot be achieved by conventional optical magnifiers. It can be connected to a TV. He can also alter the polarity and magnification.

Low Vision Training

Since training programs in low vision rehabilitation services are scarce the world over, LVPEI has been conducting these in various formats over the last decade. This year, Mr Mohd Halimi Zakaria, a senior optometrist from Kuala Terengganu Hospital, Malaysia, spent a month training here to enable him to start comprehensive low vision rehabilitation services in his hospital.

Low Vision Services at KVC Campus

The Kode Venkatadri Chowdary campus at Vijayawada set up a Centre for Sight Enhancement on World Sight Day, October 13, 2011. The state-of-the-art facility is unique to this area and offers comprehensive low vision rehabilitation as part of the continuum of patient care within the eye institute itself. The centre has a wide array of low vision devices, ranging from conventional optical magnifiers to high-tech electronic devices.



Ms Sirajum Monira, a trained optometrist, provides low vision services at Bhubaneswar campus



Mr Ravi shows a patient the screen magnification software (MAGic)

Digital Library

The rehabilitation centre at LVPEI also provides affordable and easy access to educational opportunities for those with print disabilities, through its digital library services. The centre's Digital Library studios recorded 92 digital books in Telugu, English and Hindi, in digital MP3 and Daisy format, for 1102 users of all ages and socio-economic backgrounds, between April 2011 and March 2012. The library has in store over 300 analog cassettes and 130 digital books.

Enhanced Range of Low Vision Devices for Children

The armamentarium of devices at the Centre for Sight Enhancement, Hyderabad, empowers children with vision problems, who cannot tolerate bright light, to play outdoors in natural light like their peers, while also getting some vitamin D to strengthen their bones. Puja Ganesh Tekam from Maharashtra, just 4, has developmental glaucoma and was confined indoors because of her intolerance for the sun's glare. She was provided special filters (NOIR) to shield her eyes. She can now face even the sharp camera light cheerfully!



Rehabilitation of the Blind & Visually Impaired

Rehabilitation Services	Dr PRK Prasad Centre, Hyderabad	NTPC Centre, Bhubaneswar	Visakhapatnam	Vijayawada*	Total
New client visits	2885	543	1059	371	4858
Follow-up client visits	5133	79	510	393	6115
Total	8018	622	1569	764	10,973
Service Delivery					
Special skills training	2350	217	382	212	3161
Instruction in use of • Assistive devices (computers) • Low vision devices	2480	285	632	124	3521
Environmental modification	2053	162	432	224	2871
Educational guidance	869	85	220	106	1280
Vocational guidance	290	44	72	40	446
Supportive guidance	2816	227	19	68	3130

Some clients were prescribed more than one device and trained in multiple living skills

* Launched July 20, 2011

Sight Enhancement (Low vision rehabilitation)

Sight Enhancement	Meera & L B Deshpande Centre, Hyderabad	NTPC Centre, Bhubaneswar	Bob Ohlson Centre, Visakhapatnam	Vijayawada*	Total
New client visits	2671	445	778	330	4224
Follow-up client visits	1748	45	299	35	2127
Total	4419	490	1077	365	6351
Low vision devices prescribed	1155	199	825	203	2382

* Launched October 13, 2011

Multi-disciplinary Intervention Brings Hope for Harshith

Three-year-old Yagna Harshith was brought to LVPEI, Hyderabad, by his parents with complaints of poor vision. On examination, he was diagnosed to have 'Corpus Callosum Dysgenesis', a blinding condition which is not treatable. He was referred to the Vision Rehabilitation Centres for further management.

Harshith's parents were devastated when the rehabilitation counselor explained to them that their child had multiple disabilities, with developmental delays in motor, speech and cognitive areas, in addition to his visual problems. They were counseled to accept their son's condition. They were told that every child is unique and Harshith would develop at his own pace. The rehabilitation team helped the parents to be more creative and resourceful.

A multi-disciplinary team – comprising a rehabilitation counselor, special educator, speech therapist, physiotherapist, vision therapist, and mobility instructor – helped formulate a customized rehabilitation plan, with both short and long term goals. Harshith received intensive therapy in vision stimulation, physiotherapy, speech therapy, as well as training in behavior modification, group play, sensory integration and daily living skills.

Within six months Harshith showed amazing improvement, which brought new hope to the parents. He could fixate upon and follow illuminated objects within a 15-cm distance. He could sit on his own, with proper balance and voluntary control, and acquired a cylindrical and palmar grasp. He could eat with a spoon, eat finger foods, hold a glass of water and drink from it, distinguish between familiar persons and strangers using the sense of touch, identify common objects, and perform constructive activities without any auditory stimulation. He began speaking short sentences tried to imitate others' speech and speak to communicate his basic needs.

Overall, he showed improvement in all areas of development and achieved most of the short term goals. The intervention continues with different goals. Early detection and timely intervention led to Harshith's remarkable progress.



Majada Mahalakshmi gives sand therapy to Harshith for sensory integration; inset, Harshith plays a tune





Eye Banking

Ramayamma International Eye Bank

“From total blindness to functional vision is like being reborn. I can move about on my own now. It’s a miracle! It just can’t be described in words!”

This is a true statement by one of Ramayamma International Eye Bank’s 2100 beneficiaries of successful corneal transplantation during the past one year. The statement sums up the reason for the existence of the Ramayamma International Eye Bank (RIEB) of L V Prasad Eye Institute, Hyderabad. The Eye Bank offers hope to many people, across all sections of the community, through its services – providing high quality donor corneas, leading to a useful visual outcome. RIEB’s well-recognized contributions earned it the title of a “Centre of Excellence” from SightLife, Seattle, USA, in 2011. The eye bank has been a resource centre for initiating an accreditation protocol to ensure high-quality standards for eye banks in India. This year our collaborative training programs, supported by SightLife, USA, and Eyesight International, Canada, benefited 17 Eye Bank Technicians and 33 Eye Donation Counselors, in addition to 20 other professionals, including Eye Bank Managers and Ophthalmologists.

The year also saw the recognition of multi-specialty hospitals, namely the Nizam’s Institute of Medical Sciences (NIMS) and Gandhi Hospital in Hyderabad. Their support of the Hospital Cornea Retrieval Program (HCRP) has paved the way for sourcing high volumes of quality corneas, enabling RIEB to provide them to surgeons across the country, in addition to being utilised for corneal transplantation surgeries for vision restoration at LVPEI.

drushti daan Eye Bank

drushti daan Eye Bank, the first community eye bank of Odisha and located at L V Prasad Eye Institute, Bhubaneswar, has shown remarkable growth over the last few years. The total number of corneas collected this year was 501 and the total corneas utilized was 411, i.e., a utilization rate of 82%. Compared to the previous year, the total cornea collection growth rate was 68%. In recognition, drushti daan Eye Bank received a special award for the “Highest Utilization Rate” from its global partner, SightLife.

Mohsin Eye Bank

Mohsin Eye Bank, a community eye bank located at LVPEI, Visakhapatnam, has maintained its growth in terms of the number of tissues harvested and transplanted. A total of 312 corneal transplants were performed, from the 447 corneas harvested, reflecting a utilization rate of almost 70%. In December 2011 alone, 60 corneas were collected. This is the highest in a single month; the number of corneas retrieved through the Hospital Cornea Retrieval Program was also the maximum. Remarkable progress has been made with the HCRP at King George Hospital, with an increase in the number of motivated donors.

The activities conducted throughout the year included audiovisual programs and setting up of stalls in public areas to increase awareness. A public seminar “UNI-DAAN” on eye, blood, organs and body donation was conducted. Vice-Admiral Anup Singh, Flag Officer Commanding-in-Chief, Eastern Naval Command, Visakhapatnam, was the chief guest for the Eye Donation Fortnight, August 25 – September 8, 2011.

Mohsin Eye Bank celebrated its 10th anniversary on October 16, 2011. Dr D Purandareswari, Minister of State for Human Resource Development, Govt of India, was the chief guest.



Highlights

- First eye bank in the country to supply 2100 corneas in a single year.
- In April 2011, the Ramayamma International Eye Bank (RIEB) was accredited by the Eye Bank Association of India.

26th National Eye Donation Fortnight

drushti daan eye bank at Bhubaneswar campus conducted several awareness activities during National Eye Donation Fortnight (August 25 – September 8, 2011). A symposium was held on August 27, “Eye Banking – The Way Forward”, in which corneal surgeons, general practitioners, grief counselors, and volunteers from various organizations participated. Ms Anu Garg, Commissioner-cum-Secretary, Health & Family Welfare, Govt of Odisha, was the chief guest. Dr Pramod Meherda, Mission Director, NRHM, Odisha, and Dr Radharani Nanda, Joint Director, Ophthalmology, were the guests of honor. The campus also conducted an elocution competition on eye banking, eye donation and blindness at a women’s college, as well as inter-school painting competitions, in which 144 children expressed their thoughts through beautifully creative paintings (below).



The **Ramayamma International Eye Bank at Hyderabad campus** organized several programs, along with the Eye Bank Association of India and the National Programme for Control of Blindness. A large public gathering of over 1000 people attended, to support the cause of eye donation. Awareness drives for the Hospital Cornea Retrieval Program (HCRP) were held in smaller hospitals and private companies. About 300 college students participated in an awareness program; 100 pledged to donate their eyes. Messages on eye donation were shown in cinema halls and on television. Eye donation awareness/pledge stalls were set up in the larger hospitals.

Community Eye Banking

Ms Brinda Ramachandran and Mr G Srinivas visited 21 affiliate eye donation centers and eye banks, in 8 districts of Andhra Pradesh, to monitor their recovery techniques, help enhance the standards of quality, and ensure compliance with the medical standards of the National Programme for Control of Blindness (NPCB) guidelines.



Mr G Srinivas and Ms Brinda Ramachandran at our partner, Smt Rajeswari Ramakrishna Lions Eye Hospital in Nidadavolu, West Godavari dist, AP

Training

The restructured Eye Donation Counselor training program aims to train counselors to confidently and compassionately approach grieving families to donate the eyes of their loved ones and build long-term relationships with multispecialty hospitals to implement the HCRP. Under the restructured RIEB – SightLife Eye Donation Counselor training program, 33 counselors were trained during the year.



Ms Vickylee Yeluvolu conducts an Eye Donation Counselor training session

Corneas Collected	Ramayamma International Eye Bank, Hyderabad	♦drushti daan eye bank, Bhubaneswar	♦Mohsin Eye Bank, Visakhapatnam	Total
Motivated	1077	469	191	1737
Volunteered	715	32	140	887
Affiliate centres*	1873	–	116	1989
Total	3665	501	447	4613
Corneas Utilized				
Surgeries at own campus	1337	177	119	1633
To other LVPEI campuses	109	4	–	113
To surgeons outside LVPEI	703	230	193	1126
Training & research	1516	90	135	1741

♦ Community eye banks on our campus

* RIEB affiliate centres at Nidadavolu, Tanuku, Suryapet & Madanapalle and other eye collection centers

Eye Banking Initiatives

RIEB conducted an eye pledge program for Arena Animation on January 2, 2012, with banners and posters displayed at the venue. A presentation highlighted the importance of eye donation, roadblocks faced by institutions in securing corneas to help the needlessly blind and myths about eye donation. The exercise helped to create awareness about the need for everyone to help bridge the gap between the demand and supply of corneas.

On its 20th anniversary, ViVimed Labs Limited, Hyderabad, sought RIEB's support in conducting an awareness campaign in Adilabad district on December 27, 2011 – the first of its kind in a semi-urban set-up. Posters and banners were displayed at prominent places in the city, urging the public to participate. A rally was organised in which schoolchildren, nursing staff from Primary Health Centres (PHC) and doctors from the local IMA, as well as the public participated. A meeting was organized to create awareness about eye banks and how eye donation can help restore vision to the corneally blind. District Collector Dr Ashok Kumar urged the public to pledge their eyes and work for the cause of eye donation. More than 200 people attended the program.

Over 50 awareness programs were conducted by RIEB this year, covering NCC camps, corporate organizations, media, voluntary organizations, religious groups, communities, educational institutions and hospitals.



Dr Sanjay Kumar, Collector, Adilabad district, launches the eye donation campaign; also seen Ms Brinda Ramachandran and Mr Suresh Mishra from ViVimed Labs



Mr Kishan Reddy clarifies a woman's doubts about eye donation



Dr Gullapalli N Rao presents a Certificate of Appreciation to NIMS Director Dr Dharma Rakshak and Dr Krishna Reddy, RMO. Also seen Dr Usha Gopinathan, Executive Director, LVPEI, and Mr Monty Montoya, President and CEO, SightLife, USA

LVPEI Acknowledges NIMS' Role in Enhancing Eye Donations

RIEB has been partnering with the Nizam's Institute of Medical Sciences (NIMS) since 1990 to implement its Hospital Cornea Retrieval Program (HCRP). The program involves placing trained eye donation counselors in multi-specialty hospitals, to approach family members in the event of the death of a loved one, to counsel and motivate them to make an eye donation. The initiative has been a huge success, enabling RIEB to recover 7000 donor corneas till date.

On March 3, 2012, Dr Dharma Rakshak, Director of NIMS, was felicitated by RIEB in grateful acknowledgement of the partnership.

In 2011, the HCRP was initiated at Gandhi Hospital and, till March 31, 2012, 398 corneas were recovered. As a token of its appreciation, the Institute donated 2 stretcher trolleys to the Gandhi Hospital mortuary.

The HCRP has emerged as a successful model for enhancing donor cornea procurement and has been replicated in different parts of the country. The program has enabled LVPEI to eliminate the waiting list for corneal transplantation for its patients, while also supplying corneas to other centres.

We are grateful to our network of affiliates who contributed to the cornea collection

Akbar Eye Hospital, Anantapur (12); Annapurna Netralaya, Miryalaguda (2); Badam Balakrishna Eye Bank, Kakinada (93); Chiranjeevi Eye Bank, Hyderabad (8); Dhanvantari Eye Donation Center, Tenali (72); District Blindness Control Society, Nandyal (10); District Hospital, Janagaon (13); District Hospital (Red Cross Eye Bank, Eluru) (86); Divyasree Hospital, Anantapur (2); drushti daan, Bhubaneswar (2); Govt. General Hospital, Guntur (4); Govt. General Hospital, Anantapur (2); Jananananda Eye bank, Bhimavaram (6); Kamineni Institute of Medical Sciences, Narketpally (4); Lions Club of Bejanki, Karimnagar (2); Lions Club of Bellampalli (2); Lions Eye Hospital, Bodhan (11); Lions Club of Cherial, Cherial (16); Lions Club of Karimnagar, Karimnagar (432); Lions Club of Mahabubabad, Mahabubabad (12); Lions Club of Mancherial (2); Lions Club of Palakol, Palakol (48); Lions Club of Ramagundam, Ramagundam (4); Lions Club of Sircilla, Sircilla (4); Lions Club of Suryapet Eye Hospital, Suryapet (32); Lions Club of Thorrur, Thorrur (2); Lions Club of Vemulavada, Vemulavada (2); Mamatha Eye Bank, Khammam (18); Modern Eye Hospital, Nellore (380); MVR Eye Center, Tanuku (6); Nayana Eye Care, Nandyal (6); Pavani Eye Hospital, Jagityal (10); Pushpagiri Eye Institute, Secunderabad (22); Regional Eye Hospital, Kurnool (36); Regional Eye Hospital, Warangal (73); Rotary Club of Vuyyur, Vuyyur (12); Sadharam Eye Hospital, Hyderabad (14); Shri KVB Reddy IRCS Eye Bank, Kurnool (16); Siloam Eye Hospital, Madanapalle (4); Smt. Gomabai Netralaya, Neemuch (9); Smt. Rajeswari Ramakrishnan Lions Eye Hospital, Nidadavole (242); Sneha Seva Samiti, Proddutur (30); Sri Y. Balarama Murthy Konaseema Eye Bank, Ambajipet (26); Sudarsani Eye Hospital, Guntur (30); SVRR Govt. General Hospital, Tirupati (6); Surya Swatchanda Seva Trust, Mahabubabad (12); Swetcha Gora Eye Bank, Vijayawada (4); The Khammam Eye Bank, Khammam (6); VT Thakur Lions Eye Hospital, Kamareddy (2); Yanam Eye Bank, Yanam (24).

Total eyes/corneas received from eye donation centres in Andhra Pradesh: 1873

Product Development

Mc Carey Kaufman's Medium for Corneal Preservation

The Ramayamma International Eye Bank, LVPEI, Hyderabad, produced 23,852 vials of the Mc Carey Kaufman (MK) medium during the year. We supplied 23,239 vials of the MK medium to 193 national eye banks and 5 international eye banks.

National

Agra, Ahmedabad, Ahmednagar, Aligarh, Aluva, Amalapuram, Ambala, Anand, Angamaly, Asansol, Aurangabad, Bagalkot, Bareilly, Bellary, Bengaluru, Bhanpur, Bhavnagar, Bhimavaram, Bhopal, Bhubaneswar, Chandigarh, Chennai, Chitrakoot, Coimbatore, Dahod, Darjeeling, Davangere, Dibrugarh, Durgapur, Eluru, Erode, Goa, Gulbarga, Guntur, Gurgaon, Guwahati, Gwalior, Haldia, Hissar, Hoshiarpur, Hubli, Hyderabad, Indore, Islampur, Jabalpur, Jaipur, Jalandhar, Jalgaon, Jalna, Jamshedpur, Jhagadia, Jodhpur, Jorhat, Kakinada, Kanpur, Karad, Karnal, Katwa, Kochi, Kolhapur, Kolkata, Kottayam, Kozhikode, Kumbakonam, Kurnool, Latur, Lucknow, Ludhiana, Mandwi, Mangalore, Manipal, Meerut, Mehsana, Miraj, Mirzapur, Moradabad, Mumbai, Mysore, Nagercoil, Nagpur, Nandyal, Narkatpally, Narwana, Nashik, Navasari, Neemuch, Nellore, New Delhi, Nidadavole, Noida, Palakkad, Palakol, Panaji, Panvel, Patiala, Perintalmanna, Puducherry, Proddatur, Pune, Raipur, Rajkot, Ranchi, Salem, Sangli, Abu Road, Shimla, Shimoga, Siliguri, Sirsa, Sitapur, Sohana, Solapur, Sri Ganganagar, Surat, Suryapet, Tanuku, Tenali, Thoodukurthy, Tirunelveli, Tirupati, Tiruchirapalli, Thiruvananthapuram, Udaipur, Udupi, Ujjain, Vadodara, Varanasi, Vellore, Veraval, Visakhapatnam, Visnagar, Vizianagaram, Vuyyur, Wardha, Yamuna Nagar, Yanam

International

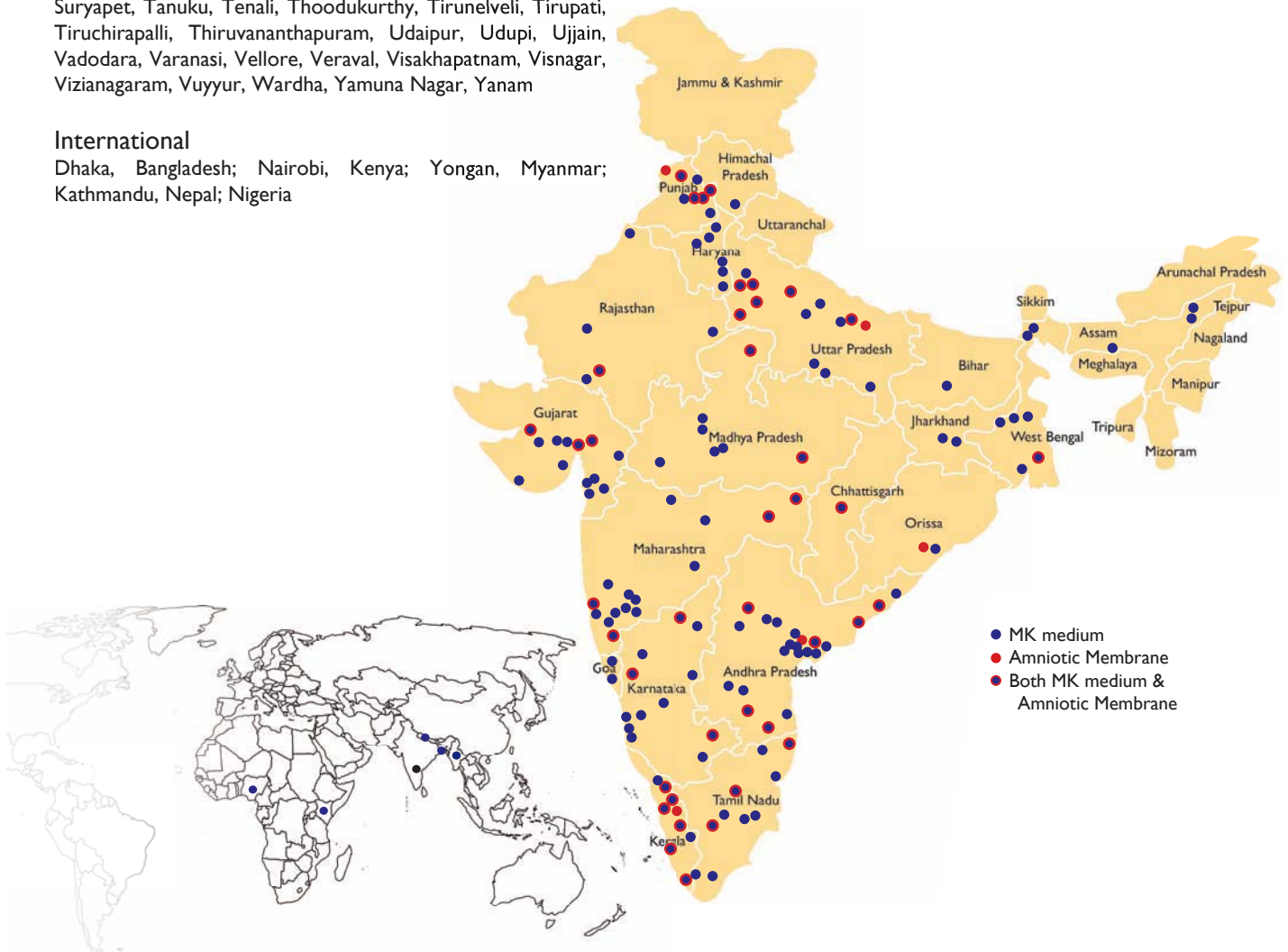
Dhaka, Bangladesh; Nairobi, Kenya; Yongan, Myanmar; Kathmandu, Nepal; Nigeria

Amniotic Membrane for Ocular Surface Reconstructive Surgeries

RIEB produced 1416 pieces of amniotic membranes during this year. It supplied 1239 amniotic membranes to 3 LVPEI tertiary campuses, 5 secondary eye care centres and 46 to other surgeons for surgery. A total of 157 membranes were provided for in-house research and training purposes.

National

Agra, Ahmedabad, Aligarh, Ambala, Amritsar, Anand, Angamaly, Bengaluru, Baroda, Chaitanyapur, Chandigarh, Chennai, Coimbatore, Gorakhpur, Guntur, Gwalior, Hubli, Hyderabad, Jabalpur, Jalandhar, Kakinada, Kochi, Kolkata, Kottayam, Kozhikode, Lucknow, Miraj, Moradabad, Mumbai, Nagpur, New Delhi, Noida, Palakkad, Proddatur, Raipur, Rajahmundry, Salem, Sohana, Solapur, Tirupati, Trissur, Thiruvananthapuram, Udaipur, Vadodara, Visakhapatnam, Wardha



Community Eye Health & Outreach

International Centre for Advancement of Rural Eye care (ICARE)

The International Centre for Advancement of Rural Eye care (ICARE) was established in 1998 with the support of two leading INGOs in the area of blindness prevention – CBM (formerly Christoffel-Blindenmission, Germany) and Sightsavers International (UK). All the public health related activities of LVPEI, local and global, are coordinated by ICARE. Its core activities include establishment of quality eye care centres in the underserved parts of India and the developing world, training of eye care human resources at various levels, epidemiological research and advocacy. The LVPEI Eye Health Pyramid model of eye care service delivery originated from the Andhra Pradesh Eye Disease Study (APEDS), a landmark epidemiological study (1996-2000) conducted in the state of Andhra Pradesh. APEDS identified refractive error as the major cause of blindness and visual impairment, highlighting the need for providing comprehensive eye care services in rural areas.

To take eye care to the unreached closer to their homes, ICARE has established 10 secondary centres and 88 Vision Centres, till date. In the 13 years since its inception, ICARE has reached 6085 villages, screening 5,505,559 people through door-to-door programs and

444,943 people through community and Vision Centre screenings. This year, ICARE prescribed 111,856 glasses, provided comprehensive eye examination services to 293,743 people and performed 15,080 surgeries, majority of them for cataract. In addition, ICARE teams screened 207,575 schoolchildren. A total of 67% of all services were provided to women, thus bridging the gender inequity common in accessing eye care services.

The highlight of 2011-2012 was a symposium organized by ICARE – “Health Systems, Eye Health and Non Communicable Diseases,” which saw the participation of global luminaries in the fields of eye care and public health. LVPEI paid homage to two of these giants, who helped shape its community eye health initiatives in a big



Photo by Samarajyam, CEC Supervisor, taken during community eye screening programs among the tribal population in remote Chennaiapuram, Khammam district

way. The research component of ICARE was named after Prof Allen Foster as the “Allen Foster Community Eye Health Research Centre” and the education component was named after Prof Ramachandra Pararajasegaram as the “Ramachandra Pararajasegaram Community Eye Health Education Centre.”

Other landmarks during the year include the inauguration of our 10th rural secondary eye care centre, Dr Kommareddy Raja Ram Mohan Rao Eye Centre at Gudavalli in Guntur district and the establishment of 16 primary care Vision Centres, all in Andhra Pradesh. The Vision Centre in Kapileshwarapuram village of East Godavari district is noteworthy, being sponsored entirely by philanthropists hailing from that village.

Last year also saw the Electronic Medical Record system (EMR) connecting the Vision Centres in Khammam to the secondary Nava Bharat Eye Centre in Paloncha. This centre achieved the distinction of sustaining its operations from the very first month and has continued to do so. It broke all records, clocking over 20,000 outpatient visits and performing over 2000 surgeries, more than 60% of them completely free of cost to the patients.

On the community eye care front, our staff undertook a pledge to make all villages within their charge free of avoidable blindness by the year 2020.

The Ramachandra Pararajasegaram Community Eye Health Education Centre laid the groundwork for transforming the Master of Community Eye Health

course into an online program in collaboration with the University of New South Wales (UNSW), Australia. One course module will go online this year and several more will follow next year. The online modules will enable many more public health professionals to benefit from this course remotely.

The Allen Foster Community Eye Health Research Centre counted 14 publications this past year. Rapid assessment surveys were implemented both in India and Africa. Our collaboration with the International Centre for Eye care Education (ICEE), Australia, has enabled one such survey in Ghana. A new collaboration involved OneSight Luxottica Foundation, which is supporting the ‘Refractive Errors Assessment Project’ (REAP) to understand uncorrected refractive errors, presbyopia and spectacle use among the weaving community in rural India.

Our capacity building efforts included collaborations with the International Agency for the Prevention of Blindness (IAPB), Operation Eyesight Universal (OEU), Centre for Community Ophthalmology (CCO), and ORBIS International. The IAPB project involved ICARE working with the Islamia Eye Institute in Bangladesh and the University of Nairobi in Kenya. The CCO project enabled five hospitals in India to upgrade their capacity. The OEU project involved evaluation of potential partners while the ORBIS project requires ICARE to evaluate participants in ORBIS’ India Childhood Blindness Project. These collaborations will extend into this year as well.



The CEC team going to Rudramkota in Khammam district, across the Godavari river (Photo: Samarajyam & CEC team)

News Highlights

First Online Course of ICARE

ICARE plans to offer the Master of Community Eye Health (MCEH) course as an online program, in collaboration with the University of New South Wales (UNSW), Sydney, Australia. Planning and development of the course material for the online modules has begun. Next year, one of the modules on Eye Care Program Management will be offered completely online. Program in-charge Ms S Sheeladevi visited Sydney from October 1-8, 2011, to discuss the course. A workshop was also organized at ICARE, from February 13-17, 2012, with representatives from UNSW – Dr Catherine Suttle, Dr Isabelle Jalbert, Dr Belinda Allen, and Prof Larry Hulbert, as well as ICARE faculty participating.

Against this background, several of LVPEI's faculty for the online MCEH course have been nominated as Adjunct Lecturers at UNSW. They are:

Dr Rohit Khanna, Dr Padmaja Kumari Rani, Mr A Sashi Mohan, Ms S Sheeladevi, Dr Srinivas Marmamula, Mr S Krishnaiah, Mr Jachin D Williams



Workshop for online MCEH program – seated from left: Dr Belinda Allen, Mr Sashi Mohan, Dr Catherine Suttle; Standing: Dr Vilas Kovai, Ms S Sheeladevi, Dr Isabelle Jalbert, Dr Gullapalli N Rao, Mr S Krishnaiah, Dr M Srinivas, Ms Srilatha



Partners Meet

The XII Partners & Village Vision Complex Vision Health Team Meet was held at the Kismatpur campus on December 17, 2011, with a universal pledge to make all villages blindness free. About 70 representatives from our partner centres and Village Vision Complexes participated, including administrators, Vision Centre coordinators, community eye care program supervisors and vision health organizers, vision health guardians, as well as consultants, public health specialists, program specialists, executives, directors of ICARE and the Chairman of LVPEI.

News in Brief

- World Sight Day was celebrated across the Village Vision Complex under the theme "Eye Health is Everybody's Responsibility" in October 2011.
- ICARE – LVPEI has been selected to evaluate the ORBIS Childhood Blindness Project in India.
- ICARE saw record numbers in its Village Vision Complex (VVC)* cumulatively, in terms of surgeries (1705) and outpatients (11,422) at secondary centres, and screenings (18,549) at primary care Vision Centres in any given month.
- World Diabetes Day and Children's Day were celebrated across our entire network.
- Nine students from reputed US business schools such as Fuqua, Stanford, and Wharton spent time at ICARE, not only to learn more about LVPEI but to also contribute to the management projects.
- UNSW gave a grant to ICARE to develop online learning and teaching methods for the MCEH program.
- Seva Foundation, USA, has facilitated a grant to ICARE from TOMS, a California based US company, towards surgical, refractive, optical, and medical services to be provided to non-paying patients. This grant has been earmarked for three secondary centers and one tertiary center of LVPEI.



Children participate enthusiastically in World Sight Day celebrations in Karamchedu village (Photo: Seetharamaiah, CEC Supervisor)



World Glaucoma Day was celebrated across the LVPEI network, under the theme, "Prevent glaucoma, prevent blindness". Schoolchildren participate in a rally in Achampet Vision Centre area, Mahboobnagar district (Photo: K Raju, CEC Coordinator)

*Village Vision Complex: Group of eye care services offered at community, primary and secondary levels

Village Vision Complex

Primary Eye Care – Vision Centres

During the year, 16 primary care Vision Centres (VC) were inaugurated – 8 under the aegis of the Visakhapatnam tertiary centre, 2 linked to the Vijayawada tertiary care campus, 4 affiliated to the secondary care Nava Bharat Eye Centre at Paloncha (Khammam district) and 2 attached to the Dr Kommareddy Raja Ram Mohan Rao Eye Centre in Gudavalli in Andhra Pradesh. This brought the total number of primary care centres in the LVPEI network to 88.

Most of the VCs are located in rent-free premises, made possible by the commitment and support of community leaders and philanthropists. The living expenses of the Vision Technicians managing the VCs are also borne by the community in many instances. (Donors' names, page 132)

8 Vision Centres for Visakhapatnam

Eight new primary care Vision Centres (VCs), linked to the GMR Varalakshmi campus, were inaugurated in Visakhapatnam district, Andhra Pradesh. Five were set up at Revidi, Gajapatinagaram, Yalamanchili, Kailasapatnam and Govindapuram (May 16-22, 2011) and 3 at Kothavalasa, K Kotapadu, and Kasimkota (December 29, 2011). They are part of the 30 Vision Centres to be launched with support from the Lavelle Fund for The Blind, Inc., USA. They are located in rent-free premises. Dr PVKS Varma, Head, Glaucoma Services, LVPEI, Visakhapatnam, was the driving force in developing local partnerships and ensuring rent-free space for the VCs.



Mr P Sanjeevarao and Mrs P Lalitha Devi cut a ribbon at Govindapuram



Dr BSR Murthy, major supporter of the Gajapatinagaram Vision Centre, and Mr Narsaiah, MLA, inaugurate the Vision Centre



Dr DGK Raju, retired medical officer, inaugurates the Kothavalasa VC



Vision Technician Ms P Varalakshmi takes down the history of a patient at Kasimkota

4 VCs for Paloncha Centre

Four Vision Centres were set up linked to the secondary care Nava Bharat Eye Centre at Paloncha in Khammam district – Tekulapally, Chandragonda and Tallada (May 27-30, 2011) and Cherla (August 19, 2011). Managing Director of CARE Hospital, Dr D N Kumar, is taking care of the rent and the Vision Technician's expenses at Cherla. About 800 children from Rahul Vignan School, set up by Dr Kumar, were also present. Two students Pawan and Sharmila gave talks on the themes: "Can a child help raise awareness?" and "How can a child help its own neighborhood to utilize the Cherla VC services?"



Circle Inspector Mr Prasad Rao undergoes an eye check-up at Cherla



2 VCs for Gudavalli Centre

Two Vision Centres began services at Bhattiprolu and Amruthaluru in Guntur district on March 9, 2012. They are linked to our new secondary care Dr Kommareddy Raja Ram Mohan Rao Eye Centre in Gudavalli for referral services. The 2 VCs will cater to a population of 35,000, providing free eye screening services to the neighbouring villages. Mr Bollisetty Srinivas Rao donated the building for the Bhattiprolu VC, while lifetime local support for Amruthaluru came from the Krothapally brothers, Dr K Anjaneyulu and Mr K Ravindra Babu.

Now 12 VCs are operational, out of 30 to be set up with support from the Latter-day Saint Charities, USA.

Mr Bollisetty Srinivas Rao, major donor for Bhattiprolu, addresses the meeting

2 VCs for Vijayawada

The first Vision Centre (VC) attached to the Vijayawada tertiary centre was inaugurated at Kovvali on May 30, 2011. The VC is supported by the Kovvali Development Trust, founded by Mr MBNVV Prasad, a philanthropist. The trust is taking care of the VC's space, as well as the Vision Technician's expenses. The second VC was set up at Kapileshwarapuram in East Godavari district on November 20, 2011. It is unique in that its entire cost was borne by local philanthropists, led by Dr V Rammohan Rao, Chairman, and Mr GVB Choudary, Managing Director, of Surya Charitable Trust. Dr Mohan Reddy, Chairman and Managing Director, InfoTech Enterprises Ltd. and Mr Gopal Rao, IAS (Retd) graced the inaugural, which was attended by over 500 people.

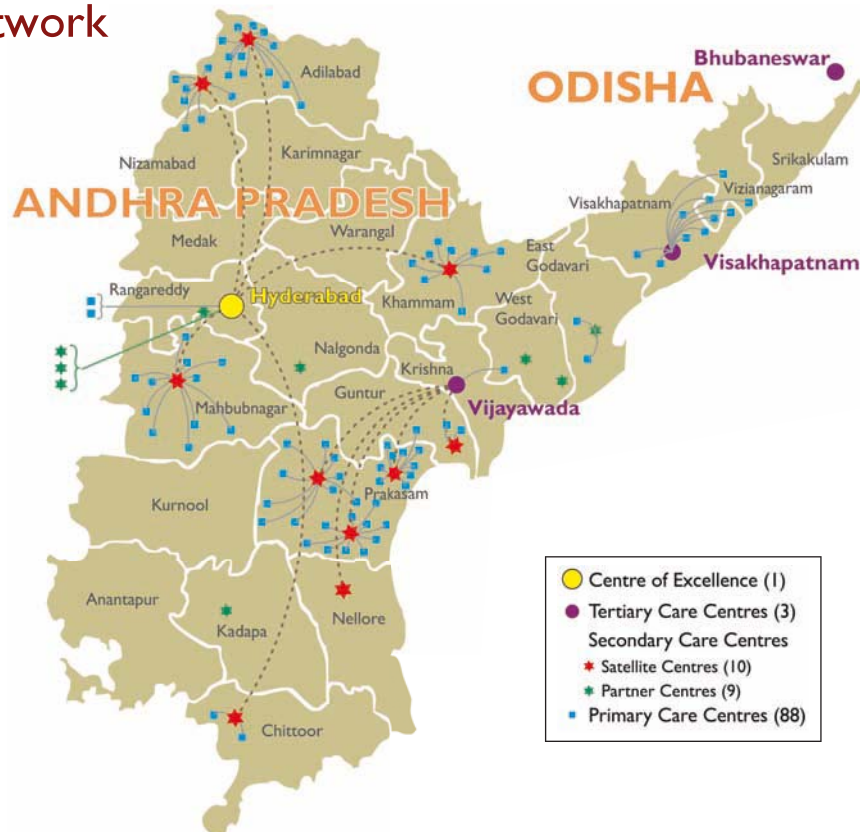


Vision Technician Mr Susheel examining a patient at Kovvali Vision Centre



Kapileshwarapuram Vision Centre on its inaugural day

The Rural Network



Service Delivery

The services at primary care Vision Centres are offered entirely free of cost. A total of **171,623** people were screened, of which **57,996** were prescribed spectacles for refractive errors.

Rural Vision Centres	Screening	Spectacles prescribed*	Spectacles dispensed*	Referred to Service Centre
Rural (86)				
Bhainsa, Kubeer, Nandipet, Navipet, Kallur, Lokeshwaram & Tannur (Bhosle Gopal Rao Patel Eye Centre, Mudhol)	19,975	7081	6953	4728
Utnoor, Boath, Jainath, Bela, Narnoor, Jainoor, Jannaram, Medarpet, Talamadugu, Gudihathnoor, Echoda & Indervelly (Seshanna Chennawar Eye Centre, Adilabad)	21,656	8464	7302	4446
Wanaparthy, Achampet, Nagarkurnool, Kothakota, Kollapur, Ghanapuram, Bijnapally, Telkapally, Kalwakurthy, Lingala & Amangal (Kuchukulla Ramachandra Reddy Eye Centre, Thoodukurthy)	30,166	10,550	7276	8142
Parchuru, Panguluru, Pedanandipadu, Yeddnapudi, Marturu, Ballikuruva, Epurupalem, Chinnaganjam, Naguluppapaladu & Vetapalem (Venkata Lakshmi Eye Centre, Karamchedu)	20,618	7683	5590	3904
Tripuranthakam, Yerragondapalem, Dornala, Cumbum, Bestavaripeta, Giddalur, Podili, Darsi, Kurichedu & Chimakurthi (Sudhakar & Sreekanth Ravi Eye Centre, Markapuram)	13,280	4437	2698	3207
Tangutur, Kondapi, Lingasamudram, Chandrasekhapuram, Singarayakonda, Pamuru, Ulavapadu, Medarmet, Santhanuthalpadu & Kothapatnam (Sudhakar & Sreekanth Ravi Eye Centre, Kandukurru)	11,172	3000	1749	2086
Nimmanapalle & B Kothakoda (Siloam Eye Centre, Madanapalle)	1191	161	98	343
Ravulapalem (Paramahansa Yogananda Netralaya, Rajahmundry)	4703	810	648	353
Chodavaram, Shrugavarapukota, Revidi, ¹ Gajapathinagaram, ¹ Govindapuram, ¹ Yelamanchili, ¹ Kailasapatnam, ¹ Kasimkota, ² K Kotapadu ² & Kothavalasa ² (LVPEI, Visakhapatnam)	15,815	5580	3687	5317
Kovvali ³ & Kapileshwarapuram ⁴ (LVPEI, Vijayawada)	3486	1149	658	682
Yellandu, Kallur, Manuguru, Ashwapuram, Dammamet, Tekulapally, ³ Chandragonda, ³ Tallada ³ & Cherla ⁵ (Nava Bharat Eye Centre, Paloncha)	22,817	6032	3760	6716
Amruthaluru ⁶ & Bhattiprolu ⁶ (Dr Kommareddy Raja Ram Mohan Rao Eye Centre, Gudavalli)	546	182	77	206
Urban (2)				
LVPEI-VST Screening Centre, Ramnagar Vision Screening Centre, Kismatpur	6198	2867	1734	1322
Total	171,623	57,996	42,230	41,452

Note: The affiliate Service/Tertiary Centres within brackets

*Includes spectacles sold to patients referred by Service Centres and non-prescription sunglasses, photochromatic glasses, etc.

¹Inaugurated May 16-22, 2011 ♦ ²Inaugurated December 29, 2011 ♦ ³Inaugurated May 27-30, 2011 ♦ ⁴Inaugurated November 20, 2011

♦ ⁵Inaugurated August 19, 2011 ♦ ⁶Inaugurated March 9, 2012



People of all ages attend the Revidi Vision Centre inaugural



Students of Rahul Vignan School perform at the inauguration of Cherla VC

Secondary Eye Care – Satellite and Partner Centres



10th Secondary Centre Inaugurated

LVPEI's 10th rural secondary eye care centre – Dr Kommareddy Raja Ram Mohan Rao Eye Centre, near Gudavalli village in Cherukupalli mandal, Guntur district, Andhra Pradesh, was inaugurated on August 24, 2011. It is supported by Dr K Varaprasad, who named it in honor of his teacher and mentor, Dr Kommareddy Raja Ram Mohan Rao, former Vice Chancellor of Nagarjuna University. The centre employs the award-winning eyeSmart Electronic Medical Records (EMR) system for maintaining patient records.

There is a tremendous need for accessible and quality eye care in the area. Dr Varaprasad, a renowned general surgeon, and some of his other family members (also doctors) are serving the rural population of Cherukupalli village for the past 35 years, covering three districts, seeing 300-400 patients per day. The LVPEI team was led by Dr T Sulochana.



Vision Technician Shekhar examines a patient on the inaugural day

Anniversaries of Satellite Secondary Care Centres

- Bhosle Gopal Rao Patel Eye Centre in Mudhol celebrated its 15th anniversary on December 20, 2011. This is LVPEI's first satellite centre and also its most successful centre. Over the past 15 years, the centre has seen over 200,000 outpatients and performed close to 30,000 surgeries.
- Nava Bharat Eye Centre (NBEC), Paloncha, our 9th secondary care centre, celebrated its 1st anniversary on February 19, 2012. The centre was set up with support from Nava Bharat Ventures Limited (NBV). Present at the celebrations were Mr Ali, Chief Advisor, Social Welfare Division, and Mr K N V N Prasad, Deputy General Manager, Materials Management from NBV, as well as the NBEC staff and their families. In its first year, a total of 20,502 outpatients were seen, of which 43% were non-paying. Of the 1887 surgeries, 72% were performed entirely free, regardless of complexity, for non-paying patients.
- The 5th anniversary of Siloam Eye Centre at Madanapalle was celebrated on March 11, 2012.
- All the other Service Centres also celebrated their anniversaries.



Mr Narayan Rao Patel, Chief Guest and son of Late Mr Bhosle Gopal Rao Patel, cuts the cake at Mudhol along with Mrs Bagabai from the Housekeeping Department



Dr. Sameera Nayak, ophthalmologist at Paloncha, cuts the cake on the first anniversary

Service Delivery

Satellite Centres

(Owned & Operated by LVPEI)

Total outpatient visits: 122,120

Total surgeries: 15,080

Rural Satellite Centres	Paying		Non-paying	
	Outpatient visits	Surgeries	Outpatient visits	Surgeries
Bhosle Gopal Rao Patel Eye Centre, Mudhol, Adilabad	14,864	1480	7468	1750
Kuchukulla Ramachandra Reddy Eye Centre Thoodukurthy, Mahabubnagar	7367	387	4529	1057
Seshanna Chennawar Eye Centre National Highway Road, Adilabad	7659	471	6841	1284
Siloam Eye Centre, Madanapalle, Chittoor	10,341	508	2190	521
Venkata Lakshmi Eye Centre, Karamchedu, Prakasam	5274	406	7060	1444
Swarna Bharat Eye Centre, Venkatachalam, Nellore	1368	171	4026	609
Sudhakar & Sreekanth Ravi Eye Centre Markapuram, Prakasam	8134	768	3761	1151
Sudhakar & Sreekanth Ravi Eye Centre Kandukuru, Prakasam	3154	138	2732	476
Nava Bharat Eye Centre, Paloncha, Khammam	12,294	626	9851	1680
Dr Kommareddy Raja Ram Mohan Rao Eye Centre, Gudavalli, Cherukupally Mandal, Guntur ¹	2266	81	941	72
Total	72,721	5036	49,399	10,044

¹Inaugurated August 24, 2011

Partner Centres

Total outpatient visits: 154,481

Total surgeries: 20,367

Rural Partner Centres	Paying		Non-paying	
	Outpatient visits	Surgeries	Outpatient visits	Surgeries
Mullapudi Venkatarayudu Eye Centre Tanuku, West Godavari	12,192	1059	1256	185
Smt. Rajeshwari Ramakrishnan Lions Eye Hospital Nidadavole, West Godavari	15,633	1069	10,437	2343
St. Gregorius Balagram Eye Hospital, Yacharam, Ranga Reddy	5956	211	1665	651
Lions Club of Suryapet Eye Hospital, Suryapet, Nalgonda	2200	346	3556	988
The Rotary Eye Hospital, Proddatur, Kadapa	10,483	1423	3086	1508
Paramahansa Yogananda Netralaya Vemagiri, Rajahmundry, East Godavari	13,449	1140	6407	1083
Urban Partner Centres in Hyderabad				
M S Reddy Lions Eye Hospital, Moula Ali	10,220	587	14,391	3069
Kishore Chand Chordia Eye Centre, Begum Bazaar	6434	374	20,314	2904
Balanagar Lions Eye Hospital, Balanagar	11,579	480	5223	947
Total	88,146	6689	66,335	13,678



The 'fruits' of our work: A happy patient, Mrs K Varalakshmi, 60, from Emsuru mandal, Khammam district, brought mangoes for our staff at Paloncha in May 2011



Mr Jachin Williams and Mr Surendra conduct an urban screening program

Community Eye Care

Service Delivery: Screening Programs

	HOUSE ¹	LVPEI Satellites ²	Visakhapatnam campus	Vijayawada campus	WDF	CLIP ⁴	Sight to Resight ⁵	Total
Slums/villages surveyed	–	1275	161	18	478	46	11	1989
Population covered by door to door surveys	–	1,326,250	111,478	108,812	330,000	38,829	14,692	1,930,061
Identified with eye problems & referred for further examination	–	202,973	8685	18,908	6020	3386	3197	243,169
People identified with diabetes / high risk for diabetes	–	9206	1225	2101	34,676	1064	376	48,648
Community Screening Programs organized	163	1325	77	4	–	94	4	1667
People screened	20,338	88,952	12,080	6588	–	2346	1676	131,980
Prescribed spectacles	6807	35,794	3257	2452	–	935	629	49,874
Referred for further management	7464	38,058	7348	654	–	922	722	55,168
Dispensed spectacles	3517	17,045	854	447	–	666	388	22,917
Awareness programs conducted	–	438	5	18	–	30	5	496

Children's Screening Programs	#HOUSE	#LVPEI Satellites	Bhubaneswar campus	#Visakhapatnam campus	#Vijayawada campus	Sight for Kids ³	#CLIP	#Sight to Resight	Total
Schools covered	15	802	11	178	78	106	33	3	1226
Teachers trained	26	1306	–	96	66	131	11	4	1640
Children screened	5455	138,860	489	21,820	11,952	11,484	3057	555	193,672
Identified with eye problems	461	24,873	–	871	1534	336	307	23	28,405
Prescribed spectacles	143	3325	40	355	56	25	42	–	3986
Referred for further management	235	3121	–	86	26	69	25	–	3562
Anganwadi (creche level) screening for children 0-5 years of age									
Programs organized	–	278	–	89	33	–	1	–	401
Children screened	–	10,680	–	2179	1034	–	10	–	13,903
Identified with eye problems	–	1296	–	315	43	–	0	–	1654
Referred for further management	–	318	–	35	40	–	0	–	393

Service Delivery: Community Based Rehabilitation

Community Based Rehabilitation of Visually Challenged	LVPEI Satellites	Visakhapatnam campus	Vijayawada campus	Total
People identified with blindness/low vision for the first time	367	89	12	468
Counselled for rehabilitation	403	89	17	509
Base hospital certification provided	221	20	9	250
Medical board certification provided	188	–	5	193
Low vision services provided	42	48	–	90
Low vision devices provided	20	9	–	29
Trained in orientation and mobility skills and activities of daily living	209	3	2	214
Travel concessions (bus) procured	124	–	5	129
Travel concessions (train) procured	86	–	15	101
Old age pension facilitated	58	–	4	62
Handicap pension facilitated	100	–	4	104
School admissions facilitated	7	–	3	10
Scholarships facilitated	24	–	–	24

¹HOUSE: Hyderabad Outreach Urban Slums Eye-care Program

²Satellites: 10 Satellite Centres of LVPEI in Adilabad, Mahabubnagar, Prakasam, Nellore, Chittoor, Khammam and Guntur districts

³Sight for Kids: Primary schoolchildren's program supported by Lions Clubs International Foundation, Hyderabad

⁴CLIP: Community Linkage for Integration of Primary health at Jainath

⁵Sight to Resight: Community Eye Health Program conducted by Vision Health Guardians in Mudhol & Thoodukurthy VVC*, supported by Resight, USA

*Village Vision Complex: Group of services offered at community, primary and secondary levels

#School and Anganwadi (creche) screenings supported by Nimmagadda Foundation

At the Base of the Pyramid

On a Mission for Vision for All

Dilip Monde was studying in a school for the blind in Bodhi village, across the Andhra Pradesh border in Maharashtra state. He was identified as visually impaired and referred for surgery. A simple surgical intervention for a retina problem restored Dilip's vision partially. He eventually went abroad to play international-level cricket for the blind. Today, he is a teacher in the same school for the blind where he studied till the 10th class. His first operation was as a nonpaying patient, but 3 years later, Dilip returned, willingly paying for his second surgery.

It was Field Administrator G Sayanna who identified Dilip, facilitated his surgery and changed his life! He is a dynamic man, with a reassuring smile. His work includes planning and conducting community surveys and providing community eye care (CEC) and rehabilitation services among the catchment population of LVPEI's secondary care satellite centre, Bhosle Gopal Rao Patel Eye Centre at Mudhol, Adilabad district, Andhra Pradesh, through a team of 10 CEC field service organizers (FSO), 2 community based rehabilitation service organizers and 20 Vision Health Guardians.

Sayanna travels about 100 kms daily on his two-wheeler, covering various villages. He has been working with the CEC program since 1998, starting his career as a field worker and becoming the CEC Field Administrator of the Mudhol Village Vision Complex (VVC) of LVPEI's International Centre for Advancement of Rural Eye care. With the aim of making the people in his jurisdiction free of blindness and visual impairment, Sayanna networks with all the Vision Technicians of the VVCs, to ensure that they and the FSOs support and complement each others' activities so they can reach out to more people. He arranges meetings for FSOs to talk to community leaders in remote villages, local NGOs, doctors, self-help groups, and other such supporting organizations. He talks to them about the vision and mission of LVPEI, seeking their cooperation in linking the community to the health care team.

Many memorable moments make Sayanna's work rewarding. He recalls an 18-year-old girl Swapna, who grew up blind because she had bilateral cataracts. She underwent cataract surgery with IOL (intra ocular lens) implantation. After the surgery, the first person Swapna wanted to see was "Sayanna, my God". Sayanna has been instrumental in changing the lives of many visually impaired persons by his efforts.

Rehabilitation is about making a difference in a visually impaired person's life, helping them to maximize the quality of their life. Sayanna has helped rehabilitate several blind persons, including Gopalla Venkati, who was begging on the streets of Kubeer and Bhainsa villages of Adilabad district, assisted by an urchin. Sayanna counseled him to quit begging, not only for



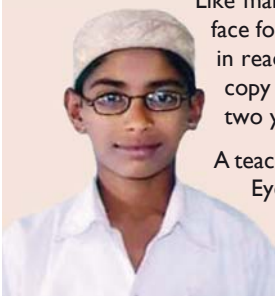
Sayanna with his family and, in the field (below)



his own sake, but also for the sake of the boy. After several sessions, Venkati relented, which changed the life of the boy as well. Field Supervisor Sonakamble Babu Rao trained Venkati to use a white cane and to identify money by touch, based on the length of the note or the size of the coin. The boy was rehabilitated to study in a regular school, while Venkati was provided a small sum to start a shop at a bus stop near his home. It was satisfying to see Venkati use his cane to fetch water for a thirsty traveler and return to the shop to sell colorful crackers to children and betel nut powder to adults!

Sayanna's elder daughter is 6 and goes to school, while the younger one is 6 months old. He wants to give his children the best education within his means.

Seeing Anew Through a Pair of Glasses



Like many other children, Mohammed Latif simply accepted his poor vision, keeping books very close to his face for reading. An 8th class student living in Sirsanna village, Bela mandal in Adilabad district, he had difficulty in reading from the blackboard, but never complained to his parents or teachers about it. He had learnt to copy the class notes from his peers. Latif had also been suffering from severe headaches and eyestrain for two years. His poor vision affected his reading ability and he began doing badly in his studies.

A teacher, trained as part of the School Eye Screening Program of LVPEI's secondary care Seshanna Chennawar Eye Centre, discovered that Latif had refractive error. Latif was given a pair of spectacles free of cost by Mr Suresh, LVPEI Field Service Organizer, who coordinated the screening program. This initiative is supported by the Nimmagadda Foundation.

Latif was thrilled to have excellent vision! His academic performance improved and he is doing well in school again.

Operations Research at ICARE

Project Title	Investigators	Supported by	Project Update
EPIDEMIOLOGICAL STUDIES			
L V Prasad Glaucoma Epidemiological and Molecular Genomics Study (LVP GLEAMS) <i>September 2011 to December 2012</i>	Dr G Chandra Sekhar Dr Rohit Khanna Dr Padmaja K Rani Dr Harsha BL Rao Mr Uday Kumar Mr Ganesh Babu	LVPEI	Undertaken in Pedanandipadu, Guntur district, Andhra Pradesh Target recruitment: 3833 Recruited till date: 1662 (648 male & 959 female) Identified with eye ailments, including primary glaucoma: 131 Referred for laser surgery: 31 Diabetic retinopathy services: 20 Cataract services: 153
Refractive Errors Assessment Project (REAP) <i>October 2011 to March 2012</i>	Dr Srinivas Marmamula Mr Saggam Narsaiah Mr K Shekhar	OneSight, Luxottica Group Foundation, and LVPEI	Undertaken in Prakasam district, Andhra Pradesh, among weaving communities. Total examinations: 2850, aged ≥ 40 years Identified with visual impairment (distance): 14% Identified with visual impairment (near): 43% Free spectacles provided: 900 individuals
Andhra Pradesh Eye Disease Study (APEDS III) - Follow up study <i>July 2011 to March 2012</i>	LVPEI: Dr Rohit Khanna Dr Subhabrata Chakrabarti Dr Padmaja K Rani Dr Giridhar Pyda Dr Srinivas Marmamula Mr S Krishnaiah ICEH: Dr Clare Gilbert Dr GVS Murthy	LVPEI and International Centre for Eye Health (ICEH), London School of Hygiene & Tropical Medicine*, UK	Manual of Operations and data collection forms finalised. Training of clinical and field teams completed
INITIATIVES FOR CHILDREN			
Nimmagadda Prasad – LVPEI Children’s Eye Health Initiative <i>July 2007 to June 2020</i>	Ms Korani Jyothi Ms S Sheeladevi Mr Jachin D Williams	Nimmagadda Foundation, India	Schools covered: 1090 Teachers trained: 920 Children screened: 187,605 Referred for detailed eye examination: 14,726 Outpatients screened: 41,193 Surgeries performed: 3277 Spectacles prescribed & dispensed: 5723 0-5 years children’s screening Screening programs: 322 Anganwadi teachers trained: 275 Anganwadi schoolchildren screened: 12,321 Identified with eye problems: 529
Sight for Kids <i>(1 Year – Based on allocation of funds by Johnson & Johnson/ Lions Club International Foundation)</i>	Mr Jachin D Williams Ms Korani Jyothi Mr M Veeru	Lions Clubs International Foundation, USA	Schools covered: 131 Teachers trained: 131 Children screened: 11,484 Referred for detailed eye examination: 336 Surgeries performed: 2 Spectacles prescribed & dispensed: 25

* Technical support



A field worker administers a questionnaire to a weaver in Adilabad district, under the Refractive Errors Assessment Project (REAP)



Ms Korani Jyothi asks the students of Vivekanand Concept School in Bhainsa village, Adilabad district, to imagine how it would be if they couldn't see, as part of a mega eye health awareness program



Project Title	Investigators	Supported by	Project Update
EMPOWERING RURAL COMMUNITIES			
Sight to ReSight – 1 st Project <i>October 2010 to September 2011</i>	Dr Suresh Kuruganti Dr Padmaja Kumari Rani Mr Jachin D Williams Ms Sethu Sheeladevi Mr Anil Krishna Reddy	ReSight, USA	Mandals: 2 Vision Health Guardians: 20 Villages covered: 21 Population screened: 41,811 Eye problems identified: 10,627 Examined at Vision Centre: 3186 Spectacles prescribed & dispensed: 946 Examined at secondary centre: 380 Operated for cataract: 136 Identified as at risk for diabetes: 650 Known diabetics: 400 New identified with high blood pressure: 742 Known hypertensive patients: 850
Sight to ReSight – 2 nd Project <i>January to December 2012</i>	Dr Suresh Kuruganti Dr Padmaja Kumari Rani Mr Jachin David Williams Ms Korani Jyothi Mr Sayanna Gadadhala Mr Raju Kothapally	ReSight, USA	Mandals: 2 Vision Health Guardians: 14 Villages covered: 11 Population screened: 12,849 Eye problems identified: 3220 Examined at Vision Centre: 1963 Spectacles prescribed & dispensed: 173 Examined at secondary centre: 100 Operated for cataract: 61 Identified as at risk for diabetes: 352 Known diabetics: 144 New identified with high blood pressure: 432 Known hypertensive patients: 228
Community Linked Integrated Project (CLIP) “Blindness free” Jainath, Jainath Mandal, Adilabad district	Dr Suresh Kuruganti Mr Jachin David Williams Dr Padmaja Kumari Rani Mr Franklin Daniel Mr Pradeep K Tirupathi	Operation Eyesight Universal, India	Mandals: 1 Vision Health Guardians: 23 Villages covered: 46 Population screened: 38,829 Eye problems identified: 3386 Examined at Vision Centre: 1391 Spectacles prescribed & dispensed: 445 Examined at secondary centre: 522 Operated for cataract: 139 Known diabetics: 1060 Known hypertensive patients: 108 Vision Health Committees formed: 47 Vision Gardens developed: 80
DIABETIC RETINOPATHY			
Capacity building program to address diabetes and diabetic retinopathy in Prakasam district <i>(September 2008 to August 2013)</i>	Dr Ajit Babu Majji	World Diabetes Foundation, Denmark	Capacity building Community health workers: 909 Hospital facilities upgraded: 50 Service delivery Diabetic patients registered: 75,069



A screening program in Jainath village, under the Community Linked Integrated Project (CLIP) project



A community screening program being conducted under the Sight to Resight project in Bhainsa village

Accompaniment Program

International

LVPEI is providing support for capacity building to Islamia Eye Hospital in Dhaka, Bangladesh, and the University of Nairobi Eye Hospital, Kenya, to assist them to develop into model eye hospitals in their regions.

Islamia Eye Hospital

LVPEI teams visited Islamia Eye Hospital (IEH) in July and November 2011 to assess its clinical services and community eye health programs and make recommendations to strengthen the standards of these services, develop a model for comprehensive eye care services and provide quality eye care among the rural communities. Under the project, 12 ophthalmologists have been trained at LVPEI in various subspecialties and two nurses in OR sterilization and other techniques.

University of Nairobi Eye Hospital

Dr Prashant Garg visited the University of Nairobi Eye Hospital (UNEH) in August 2011 to review the activities under the project and also as an external examiner for their academic programs. As part of the program, five ophthalmologists from UNEH visited LVPEI for clinical rotation and training in cataract and glaucoma. More trainees are scheduled to visit this year for subspecialty training.

National

Operation Eyesight Universal

LVPEI continued to assist its Operation Eyesight (OE) partner hospitals in India through training and mentoring. Visits were undertaken to the following partner centres:

- Indore Eye Hospital, Indore, Madhya Pradesh
- Good News Velemegna Society, Bidar, Karnataka
- Bansara Eye Centre, Shillong, Meghalaya

SEVA Centre for Community Ophthalmology

LVPEI is partnering with Seva Foundation, USA to provide eye care to the blind and visually impaired in underserved areas, with support from the International Agency for the Prevention of Blindness (IAPB). LVPEI (along with eight other institutes globally) is part of the Centre for Community Ophthalmology (CCO) network, which is Seva's Clinton Global Initiative *So One Million Eyes See Again*, wherein 100 hospitals will perform an additional 1 million surgeries every year by 2015. Existing facilities will be expanded and transformed into efficient self-sustaining centres, while new ones will be developed.

As part of the capacity building program, the following eye hospitals partnered with us:

- Rotary Eye Hospital, Udhampur, Jammu & Kashmir
- Sarat Laser and Eye Centre, Warangal, Andhra Pradesh
- Chandra Prabha Eye Hospital, Jorhat, Assam
- Tejpur Eye Hospital, Tejpur, Assam
- C L Gupta Eye Institute, Moradabad, Uttar Pradesh

Activities performed during the year as part of capacity building included: evaluation of partner hospitals, infrastructure development – redesign and renovation, purchase and installation of medical equipment, and training of staff.

Other activities

Dr Vilas Kovai evaluated the Mumbai Eye Care Campaign project from December 7-9, 2011. This project was implemented by Sightsavers in collaboration with Standard Chartered Bank and focuses on identifying and creating awareness and treating the adult population (above 18 years age) of the urban slum communities in Mumbai.

Dr M Srinivas, working for the WHO India office, has prepared a document on the 'Situational Analysis of VISION 2020 in SE Asia region'.



Under the IAPB Capacity Building Grant and supported by Seva Foundation, a two-day Workshop on Strategic Planning for Capacity Building of Eye Hospitals in India was conducted in August 2011.

National Collaborating Centres

India Partners: Tertiary Centres

- ★ C L Gupta Eye Institute, Moradabad, Uttar Pradesh
- ★ Chandra Prabha Eye Hospital, Jorhat, Assam
- ★ Alakh Nayan Mandir Eye Institute, Udaipur, Rajasthan
- ★ Little Flower Eye Hospital, Angamaly, Kerala
- ★ Siliguri Greater Lions Eye Hospital, Siliguri, West Bengal



India Partners: Secondary Centres

- ▲ LVPEI - OEU collaborating hospitals
- Tejpur Eye Hospital, Tejpur, Assam
- Rotary Eye Hospital, Udampur, Jammu & Kashmir
- Sarat Laser and Eye Centre, Warangal, Andhra Pradesh

India Partners: Primary Centres

- ◆ Shri Sadguru Seva Sangh Trust, Chitrakoot
- ◆ Venu Charitable Society, Delhi
- ◆ Shroff Charitable Eye Hospital, Delhi
- ◆ Aravind Eye Hospital, Madurai



Education

The shortage of trained eye care professionals is a major limiting factor in achieving the goal of VISION 2020: The Right to Sight program. To address this issue, the training of eye care professionals at all levels has been one of LVPEI's six core focus areas, right from its inception. A highlight this year was the strengthening of the education infrastructure across our 3 campuses, with the creation of the "Mark Nathaniel Thadikonda and Vijayamma Nannepaga Centre for Eye Care Education" in Hyderabad and the "Pathak Centre for Eye Care Education" in Bhubaneswar and Visakhapatnam. This was made possible by generous grants from Dr Krupakar Paul Thadikonda from Frederick, USA, and Mrs Kokil and Mr S K Pathak of Dubai.

The Pathaks inaugurated "Inspiration," the Residence Hall for trainees, at Bhubaneswar on February 24, 2012. The academic building is under construction at both the campuses.

To achieve the goal of doubling our training capacity we initiated subspecialty fellowships in Bhubaneswar and Visakhapatnam. We have started a Residency program in Ophthalmology at Bhubaneswar, which is recognized by the National Board of Examinations. Three candidates commenced the program in March 2012. The first batch of 2 residents at Kallam Anji Reddy campus, Hyderabad, graduated this year, one of them R Rajyalakshmi and the other, Ujwala Baheti.

The institute also launched a collaborative program with the East African College of Ophthalmology, for training and sharing of teaching resources.

Another initiative was a joint educational activity between LVPEI and Sankara Nethralaya (SN), Chennai, with combined grand rounds and faculty lectures through live videoconferencing. Global leaders' lectures, orations, special lectures, CMEs and journal club presentations are webcast live from LVPEI and SN. The first faculty lecture was delivered from SN on April 9, 2011. This joining of the hands of these two respected institutions enhances the reach of education.

To commemorate the institute's silver jubilee year, several symposia were organized; many giants in the field of eye care from across the globe came to participate in these symposia and CMEs, which received much appreciation, both from the invited faculty and the participants. A number of them spent extended periods of time with us and helped us to stay current.

The following pages provide an overview of our activities across all the campuses of our network. We reiterate our commitment to training eye care providers at all levels, to help achieve the dream of "right to sight" for all.



Special Research Symposia

Global Eye Health Giants at Landmark Symposium

To mark our 25th Foundation Day, a day-long symposium on “Health Systems, Eye Health and Non Communicable Diseases” was organized by the International Centre for Advancement of Rural Eye care (ICARE) on October 17, 2011. LVPEI was proud to host several giants who have influenced community eye health over the past few decades. Stimulating talks, inspiring lectures and interactive panel discussions made it a landmark symposium. Among others, the following global leaders graced the event:



Prof Serge Resnikoff

Prof Serge Resnikoff, international authority in global public health, ophthalmology and eye health and former Head, Non Communicable Diseases Prevention and Management Unit at WHO

Prof Allen Foster, President of CBM and Co-director, International Centre for Eye Health, London School of Hygiene and Tropical Medicine, UK



Prof Allen Foster

Prof Hugh Taylor, Melbourne Laureate Professor, University of Melbourne, Australia, and Vice-President of International Agency for the Prevention of Blindness



Prof Mala Rao

Dr R Pararajasegaram, former WHO Regional Adviser and Consultant, and former President, International Agency for the Prevention of Blindness

Prof Mala Rao, Professor of International Health, University of East London and Public Health Adviser to the Administrative Staff College of India, Hyderabad

Dr R Kim, Chief Consultant & Professor of Ophthalmology, Aravind Eye Hospital and Postgraduate Institute of Ophthalmology, Madurai



Prof Hugh Taylor

Prof Kovin Naidoo, Global Programs Director, International Centre for Eyecare Education, Australia



Prof Jill Keefe

Prof Jill Keefe, Head, Population Health Unit, Centre for Eye Research Australia (CERA) and Director, WHO Collaborating Centre for Prevention of Blindness at CERA

Dr G V S Murthy, Director, Indian Institute of Public Health, Hyderabad, and South Asia Centre for Disability Inclusive Development & Research



Ms P Sreedevi presents a memento to Dr R Pararajasegaram



Dr G V S Murthy



Prof Kovin Naidoo



Dr R Kim



Dr Chitra Kannabiran with Dr D Balasubramanian



Dr Vidita Vaidya



Dr Chitra Mandal



Prof Surekha Zhingde

Understanding the Biology of Diseases

As a run-up to the Indian Eye Research Group meeting and to commemorate LVPEI's 25th anniversary year, a special symposium “Approaches to Understanding the Biology of Diseases” was organized on July 29, 2011. All the speakers were women scientists, who have done remarkable work in disease based biology. They were: Prof Surekha M Zhingde, Advanced Centre for Treatment, Research and Education in Cancer, Mumbai; Dr Mitali Mukerji, Institute of Genomics and Integrative Biology, New Delhi; Dr Vidita Vaidya, Tata Institute of Fundamental Research, Mumbai; Dr Chitra Mandal, Indian Institute of Chemical Biology, Kolkata; Prof Jaya Sivaswami Tyagi, All India Institute of Medical Sciences, New Delhi; and Dr Chitra Kannabiran, LVPEI, Hyderabad. Over 100 delegates attended the program.



Dr Kunal Ray with Prof Jaya Tyagi



Dr Mitali Mukerji with Dr G Chandra Sekhar



The poster session drew a large audience

Indian Eye Research Group Meeting

This year's Indian Eye Research Group (IERG) meeting (July 30-31, 2011) was unique – both in terms of the number of participants and scientific deliberations – with 230 registered delegates and 184 presentations. The Bireswar Chakrabarti Oration was delivered by Dr Usha P Andley from the Washington University School of Medicine, St Louis, Missouri, USA. The first Prof D Balasubramanian Oration was delivered by Prof Robert C Augusteyn from Vision CRC, Sydney, Australia. In an exciting development, from next year, the IERG meetings will be held under the ARVO (Association for Research in Vision and Ophthalmology) umbrella, as the IERG – India ARVO chapter.



Dr Ch Mohan Rao, Director, Centre for Cellular & Molecular Biology, Hyderabad, presents a plaque to Dr Usha P Andley



Prof Robert C Augusteyn receives a plaque from Dr V R Muthukkaruppan, Director of Research, Aravind Medical Research Foundation, Madurai

Thadikonda Seminar in Pharmaceutical Sciences



Dr Javed Iqbal

In appreciation of the generous endowment by Dr K Paul Thadikonda, President of EMINENT Services Corporation, USA, a seminar (Thadikonda Seminar in Pharmaceutical Sciences) was held on August 22, 2011. The keynote speakers were Prof Uday Kompella from the University of Colorado, USA, and Dr Javed Iqbal from the Institute of Life Sciences, Hyderabad. The other distinguished speakers were Dr Ahmed Kamal (Indian Institute of Chemical Technology, Hyderabad), Dr Radha Rangarajan (Dr Reddy's Labs, Hyderabad), Prof Anand Kondapi (University of Hyderabad, Hyderabad), Prof P Yogeshwari (Birla Institute of Technology & Science, Hyderabad), Dr Vijaya Ratna (Andhra University, Visakhapatnam) and Dr Neelima D Tangellamudi (Institute of Life Sciences, Hyderabad). A total of 109 delegates attended the seminar.



Prof Uday Kompella

APVRS Congress a Grand Success

LVPEI hosted the VI Asia-Pacific Vitreo-Retina Society (APVRS) Congress, in conjunction with the XX Annual Conference of the Vitreo Retinal Society – India from December 1-3, 2011. The Congress provided a forum for over 800 retina specialists from 35 countries to share exciting developments in the field, showcase videos of simple and complex surgical techniques, provide insights into updated diagnostics, and evaluate new and old therapies. The program comprised 16 symposia with 71 presentations, 179 posters, 35 free papers and 17 videos. With 30 presentations, LVPEI faculty and fellows were the largest group of scientific contributors. Over 25 companies participated in an international level trade exhibition, allowing delegates hands-on experience of the latest technologies. The Congress achieved the distinction of being the most attended vitreo-retinal meeting of both the participating societies, with 800 delegates.



Dr Taraprasad Das addresses the Congress

Continuing Education Programs

Hyderabad

The 25th **Low vision Awareness Program (LAP)** was organized from April 15-16, 2011; 20 delegates attended.

The 46th **Indian Contact Lens Education Program (ICLEP)** Basic Course, for training ophthalmologists and optometrists in the fitting of soft and RGP contact lenses, was conducted from July 8-11, 2011; 70 delegates attended. The course comprised lectures, wet lab sessions, live video demonstrations and role playing by the delegates.



Hands-on sessions at ICLEP



The 26th **Low vision Awareness Program (LAP)** was organized from September 2-3, 2011, with 15 delegates attending.



Participants familiarize themselves with low vision devices

The 4th **Eye-PEP (Postgraduate Education Program)**, held from September 4-11, 2011, was attended by 215 postgraduate students of ophthalmology from all over the country. Two days were set aside for hands-on courses. Dr S S Badrinath, Chairman Emeritus, Sankara Nethralaya, Chennai, was the Eye-PEP Icon this year. He encouraged students to dream big and work hard to achieve their goals. He was presented the Golden Apple by Dr Gullapalli N Rao, Chair, LVPEI. The coveted Polished Apple for the most loved teacher was won by Dr Santosh Honavar, who passed it on to Dr Pravin V Krishna. Eye-PEP was webcast live and watched by over 500 online viewers. This year saw the introduction of iPeppy, a cultural evening where residents showcased their talents on stage.



Dr Santosh Honavar



Dr Gullapalli N Rao presents the Eye-PEP Icon to Dr S S Badrinath



A hands-on session in progress at Eye-PEP

An international symposium on **Recent Trends in Uveitis** was held on November 18, 2011; 70 delegates attended.

The 47th **Indian Contact Lens Education Program (Basic and Advanced course)** was organized from December 14-18, 2011; 185 delegates attended. Prof Deborah Sweeney, President, International Association of Contact Lens Educators (IACLE), and Director of Research, College of Health & Science at the University of Western Sydney, Australia, Ms Padmaja Sankaridurg, Myopia Program Leader, Brien Holden Vision Institute and Vision CRC, Sydney, Australia, Ms Lakshmi Shinde, Global Education Manager for IACLE, Dr Murali K Asuri, Sulochana Eye Centre, Hyderabad, Mr Nilesh Thite, Bharati Vidyapeeth Deemed University, Pune, and Ms Jayashree Sekar, Bausch + Lomb, India, were the invited speakers.

Fusion 2012, a unique meeting with two distinct subspecialties – Pediatric Ophthalmology and Oculoplasty – coming together, was held from February 12-14, 2012. With 18 international, 38 national and LVPEI faculty, the program was attended by 600 delegates. The course comprised of 2 live surgery sessions, 2 common interest symposia, 14 subspecialty symposia, 7 workshops and 17 instruction courses. A total of 170 presentations were made.



Dr Milind Naik leads a session at Fusion 2012

Cornea Unplugged – The Way Forward was conducted from March 3-4, 2012, to review developments in the field of cornea and external eye diseases and eye banking. The meeting was graced by many international and national luminaries from around the globe, and attended by 290 delegates.

The faculty included Dr James V Aquavella (University of Rochester, USA), Dr William M Bourne (Mayo Clinic, Rochester, USA), Dr James Chodosh (Massachusetts Eye & Ear Infirmary, Harvard Medical School, Boston, USA), Dr Paul J Dubord (University of British Columbia, Canada), Dr Joseph Frucht-Pery (Hadassah University Hospital, Jerusalem, Israel), Mr Manoj Gulati (SightLife, India), Dr Jodhbir S Mehta (Singapore National Eye Centre, Singapore), Mr Monty Montoya (SightLife, USA), Dr Verinder S Nirankari (MedStar Union Memorial Hospital, Baltimore, USA), Dr Prema Padmanabhan (Sankara Nethralaya, Chennai), Dr Srinivas K Rao (Darshan Eye Clinic, Chennai), Dr David Rootman (University Health Network, Toronto, Canada), Prof M Srinivasan (Aravind Eye Care System, Madurai), and Mr Dean Vavra (North Carolina Eye Bank, NC, USA).



Dr James V Aquavella



Dr William M Bourne with Dr Joseph Frucht-Pery



Dr James Chodosh conducts a Skills Transfer Course session

The symposium was complemented by a 'Skills Transfer Course' on March 2, 2012 – a hands-on training session on DALK, DSEK and keratoprosthesis techniques. The 75 delegates lauded the program and the learning, rating it very high for its practical exposure.



Dr David Rootman

As part of World Glaucoma Week celebrations, a half-day **Biostatistics Workshop** was organised on March 10, 2012. The evidence-based medicine workshop was led by Prof Ravi Thomas. It was attended by 115 delegates.

The **Glaucoma Masters' Course – GLAUCOMA the KNOWN and the UNKNOWN**, was organised on March 11, 2012, for postgraduate students, practicing ophthalmologists and glaucoma specialists, with over 175 participants at Hyderabad campus. In addition, delegates participated from Bhubaneswar, Visakhapatnam (25) and Vijayawada (16) campuses, via live videoconferencing.

Bhubaneswar

On its 5th anniversary, LVPEI Bhubaneswar, organized a conference on **Ocular Infections: Challenges and Solutions** from July 2-3, 2011, to provide the latest information in ocular infections, with an emphasis on innovative and emerging trends in medical and surgical care. Prof M Srinivasan, Director – Emeritus, Aravind Eye Care System, Madurai, delivered the First Prof C S Bhaskaran Endowment Lecture on “Corneal blindness in India”. Over 60 participants attended the meeting, which was videoconferenced live to the Hyderabad and Visakhapatnam campuses, resulting in lively interaction among all participants.



Prof Srinivasan plants a tree

A CME for optometrists on **Rose K Contact Lens** was conducted by Prof Paul Rose, designer of the Rose K lens, on October 15, 2011. Thirty-three delegates enjoyed the hands-on training session. Topics like advanced conditions of keratoconus, PMCD, post-penetrating keratoplasty and its management with Rose K, semi scleral lenses, were discussed.



Ms Bhaktiprada Sahu, Prof Paul Rose and Ms Jyoti Dave make a presentation

Visakhapatnam

To mark its 5th anniversary, LVPEI, GMR Varalakshmi campus, Visakhapatnam, conducted a CME **Looking Beyond the Eye – A Fusion** on July 10, 2011. Based largely on interactive case discussions, the meeting offered participants an opportunity to network with specialists and discuss diagnostic and management issues pertaining to ocular diseases with a systemic component. The program was appreciated by the 93 delegates who attended from all the campuses, via live videoconferencing.



Dr Virender Sachdeva

Vijayawada

The Kode Venkatadri Chowdary campus at Vijayawada conducted a CME on **Pediatric Ophthalmology for Pediatricians** to mark the 1st anniversary of The David Brown Children's Eye Care Centre on January 29, 2012. The CME aimed at sensitizing pediatricians to the crucial role they can play in the early identification of vision problems among children. The guest faculty was Dr S Ramprasad (Rainbow Hospital, Vijayawada). The delegates included Dr Mallikarjuna Rao, President, and Dr Madhavi Majeti, Secretary, of the Indian Academy of Pediatrics, Krishna district, Mr Kode Suresh, GM, Spectra Food Industries, Vijayawada, and 30 pediatricians from the city and surrounding areas.



Dr Ch Anusha Deepthi from ASRAM Medical College, Eluru, receives a prize from Dr Mallikarjun Rao. She was a winner in the state level essay competition for pediatric postgraduates.

LVPEI Senior Faculty have been Appointed Visiting Adjunct Professors, Clinical Assistant Professors and Clinical Instructors

University of Rochester
Rochester, USA

Adjunct Professors

Taraprasad Das
Prashant Garg
Santosh G Honavar
Subhadra Jalali
Ajit Babu Majji
Annie Mathai
Gullapalli N Rao
G Chandra Sekhar

Adjunct Associate Professors

Rohit Khanna
Anil K Mandal
Milind Naik
Raja Narayanan
Padmaja K Rani
Virender S Sangwan
Pravin V Krishna

Case Western Reserve University
Cleveland, Ohio, USA

Clinical Instructors

Annie Mathai
Milind Naik
Somasheila Murthy
Rohit Khanna
Sirisha Senthil
Harsha BL Rao
R Muralidhar

Clinical Assistant Professors

Raja Narayanan
Rajeev Reddy Pappuru
Varsha Rathi
Mukesh Taneja

News from Bausch & Lomb School of Optometry

Bachelor of Science in Optometry

Last year, 27 students of the 2007-2011 batch completed the Bachelor of Science in Optometry program at the Bausch & Lomb School of Optometry (affiliated to the Birla Institute of Technology and Science, Pilani). Six were placed in distinction, 9 in the first division and 12 in the second division.

Mr Labishetty Vivek secured a CGPA of 10 out of 10 – the first time anyone has done so.

The Birla Institute of Technology and Science (BITS), Pilani accepted 31 students for the academic year 2011-2015 at the Bausch & Lomb School of Optometry (BLSO), LVPEI, Hyderabad. The interviews were conducted by Prof P K Sai Prakash, Principal, BLSO, Mr B R Murthy, Coordinator, BITS and Dr Shrikant Bharadwaj, Associate Director of Optometry, LVPEI.

Scholarships

This year the five students selected from each batch to receive scholarships, on the basis of their performance, were:

Batch 2008 (Third year): Ms Peguda Rajini, Mr Bandela Praveen Kumar, Ms Sunaina Mary Alex, Mr Vinay Kumar, Ms Viquair Unnisa Begum

Batch 2009 (Second year): Ms Mekountchou Koumbo Ingrid Ornella, Ms Tran Minh Anh, Ms John Michael, Mr Rajesh, Ms Sabiha Tabasum

Batch 2010 (First year): Ms Marella Bhagyalakshmi, Ms Veeravalli Tabita Naomi, Ms Yaramalla Vasavi, Ms Adike Amulya, Ms Aparna

The students qualifying for scholarships from the current 2011-2015 batch are: Sripada Samhita N, Wuppukondur Lalitha Sahi Nandini, Suma Gunda, Bobbala Aswani and P Gunasree.

World Sight Day Celebrated with Enthusiasm



World Sight Day 2011 was celebrated on October 13, 2011, by over 400 optometry students, staff and alumni of the Bausch & Lomb School of Optometry, with a walk near the KBR park area of Banjara Hills, Hyderabad. Ophthalmology faculty, LVPEI fellows and staff also joined in enthusiastically. Eminent celebrities who led the walk were veteran Telugu film actor Mr Akkineni Nageswar Rao, Prasad Group Chair Mr Ramesh Prasad, Commissioner of Police Mr A K Khan and film actors Lakshmi Manchu and Dil Raju. The group pledged to donate their eyes. The walk was supported by Essilor.

Other News



The Masters in Community Eye Health batch



The graduating Diploma in Community Eye Health students

Graduation Ceremony

The graduation ceremony of the 3rd batch of Master's in Community Eye Health (MCEH), 11th batch of Diploma in Community Eye Health (DCEH) and 6th batch of the Program Management and Evaluation (PME) programs was held on December 17, 2011. Dr M Mohan Rao, Additional Director, Medical Education, Dr G Chandra Sekhar, Director, LVPEI, Hyderabad, and Dr Prashant Garg, Head, Mark Nathaniel Thadikonda and Vijayamma Nannepaga Centre for Eye Care Education, LVPEI, presented certificates to the outgoing students. Dr Mohan Rao, Dr R Pararajasegaram, former President, International Agency for the Prevention of Blindness (via recorded message from Geneva), Dr Geeta K Vemuganti from the University of Hyderabad, Hyderabad, Dr G V S Murthy, Director, Indian Institute of Public Health, Hyderabad, and Dr Catherine Suttle from the University of New South Wales, Sydney (via recorded message), delivered graduation messages on the occasion.

Seven long-term fellows also graduated the same day, including the first one from Bhubaneswar campus. The program began with the faculty re-introducing the fellows in a lighter vein, making everyone nostalgic. Chief Guest Prof Deborah Sweeney from Vision CRC, Australia, shared her experiences with the outgoing fellows.



The students of the Certificate Course in Program Management and Evaluation with the faculty

Diploma in Eye Health Management

The convocation ceremony for the Diploma in Eye Health Management (DEHM) 2010 batch and the commencement ceremony for the 2011 batch was held on August 1, 2011. Seven candidates completed the course and 13 new candidates began the course. Dr Prasanta Mahapatra, Director, Nizam's Institute of Medical Sciences, Hyderabad, was the chief guest.



The outgoing Diploma in Eye Health Management batch

Guest Lectures



LVPEI's linkages with institutions and organisations worldwide enables it to draw upon an international resource base of senior consultants and experts in every field of eye care. The Global Leaders: Lecture Series was initiated two years ago to engage with learning and knowledge sharing on a global platform, and make such opportunities available to all those who are part of LVPEI. The series brings the best minds in ophthalmology and vision sciences in interaction with the faculty, fellows and trainees at LVPEI's four campuses (Hyderabad, Bhubaneswar, Visakhapatnam and Vijayawada) through real-time videoconferencing. In our Silver Jubilee Year, we were also privileged to host eminent researchers and change-makers from many walks of life, who gave lectures and engaged in discussions with our faculty, fellows and a distinguished invited audience.

Global Leaders: Lecture Series

Dr Krystel Huxlin, Associate Professor, Department of Ophthalmology, University of Rochester Medical Center, School of Medicine and Dentistry, USA, delivered a talk on "*Femtosecond approaches to changing refractive index of optical and ocular materials*". June 22, 2011



Dr David G Hwang, Co-Director, Cornea Service, & Director, Refractive Surgery Service, University of California, USA, delivered a lecture on "*Antibiotic resistance in ophthalmology: Mechanisms and clinical implications*". July 19, 2011

Dr Anthony J Atala, WH Boyce Professor & Director, Institute for Regenerative Medicine, Wake Forest University, USA, delivered a talk on "*Regenerative medicine: Current concepts and changing trends*". August 29, 2011



Silver Jubilee Public Lectures



Padma Vibhushan **Prof M S Valiathan**, former Vice-Chancellor, Manipal Academy of Higher Education, Manipal, spoke on "*Health care scene in India*". June 1, 2011

Prof V S Ramachandran, Director, Centre for Brain & Cognition, and Distinguished Professor, Department of Psychology and Neurosciences Program, University of California, USA, spoke on "*What neurology can tell us about human nature*". July 21, 2011



Dr Anil K Gupta, Executive Vice Chair, National Innovation Foundation, and Professor, Indian Institute of Management, Ahmedabad, delivered a lecture on "*Innovation across boundaries and barriers: Towards open and empathetic innovation models*". August 5, 2011

Padmashri **Dr Leela Samson**, Director, Kalakshetra Foundation, Chennai, and Chair, Central Board of Film Certification, spoke on "*Tradition accommodating the modern: Performing arts*". September 16, 2011



Dr Leela Samson with art connoisseur Mr Jagdish Mittal at LVPEI



Mr K Srikanth, Chairman, Board of Control for Cricket in India Selection Committee, spoke on *“Teamwork and passion”*. December 19, 2011

Dr Binayak Sen, National Vice-President, People’s Union for Civil Liberties, delivered a talk on *“Health care in an unjust society”*. February 18, 2012



Prof Raghavendra Gadagkar, INSA SN Bose Research Professor & JC Bose National Fellow, Centre for Ecological Sciences, Indian Institute of Science, Bengaluru, delivered a lecture on *“War and peace: conflict and cooperation in an insect society”*. March 9, 2012

Guest Lectures

Dr Kovelamudi Hari Prasad, Chief Executive Officer, Central Region, Apollo Hospitals Group, spoke on *“Hospital management”*. May 11, 2011

Dr R Pararajasegaram, former WHO Adviser and Consultant, and former president, IAPB, Co-Chair, VISION 2020 Human Resource Programme Committee and International Ambassador for IMPACT, delivered a lecture on *“Patient centred eye care”*. May 20, 2011

Prof Arnold J Rosoff, Professor of Legal Studies and Business Ethics, The Wharton School, University of Pennsylvania, USA, delivered a lecture on *“Implications of informed consent”*. May 24, 2011

Dr Satyajeet Parakh, Assistant Director, Intellectual Ventures, USA, spoke on *“IP, situation and importance of IP, working with Intellectual Ventures”*. May 31, 2011

Dr Kalpana Kannabiran, founder member, Asmita Resource Centre for Women, Hyderabad, spoke on *“Transparency in governance: The lokpal debate”*. July 13, 2011



Mr Sumit Dagar, interaction designer, filmmaker and TED 2011 fellow, New Delhi, delivered a talk on *“Invention and work on the Braille Phone”*. August 6, 2011

Prof Amod Gupta, Professor of Ophthalmology, Post Graduate Institute of Medical Education and Research, Chandigarh, delivered a talk on *“Role of fundus autofluorescence in retinal imaging”*. August 26, 2011

Dr Jesson Martin, Research Associate, Indiana University School of Optometry, USA, delivered a talk on *“Unbiased estimation of refractive state of aberrated eyes”*. August 29, 2011

Dr Audrey R Talley Rostov, specialist in cornea, external disease & anterior segment surgery, Northwest Eye Surgeons, USA, and member, medical advisory board for SightLife, USA, spoke on *“Femtosecond laser assisted keratoplasty – when, why and how”*. September 21, 2011

Dr Jyotirmay Biswas, Director, Uveitis and Ocular Pathology, Sankara Nethralaya, Chennai, delivered a talk on *“Brain ticklers: A compilation of five challenging cases”*. October 14, 2011

Dr Gabrielle Anna Yeaney, Assistant Professor, Department of Pathology and Laboratory Medicine, University of Rochester Medical Center, USA, delivered a talk on *“Collision of worlds: The suprasellar region where ophthalmology meets neuropathology”*. November 2, 2011



Dr Graziella Pellegrini, Associate Professor, Cell Biology, University of Modena and Reggio Emilia, Italy, spoke on *“Stem cells and corneal regeneration”*. November 10, 2011

Dr Mark E Kleinman, Assistant Professor and Researcher, Department of Ophthalmology and Visual Sciences, University of Kentucky College of Medicine, USA, delivered a talk on *“Ocular responses to immunogenic nucleic acids”*. November 11, 2011



Prof Jayakrishna Ambati, Professor of Ophthalmology & Visual Sciences & Vice Chair, Department of Ophthalmology and Visual Sciences, University of Kentucky, USA, spoke on *“The role of dicer & Alu RNA in geographic atrophy”* and *“Unlocking the dual secrets of an avascular island”*. November 11 and 12, 2011

Dr Victor L Perez, Associate Professor of Ophthalmology, Microbiology & Immunology, University of Miami Miller School of Medicine, and Director, Ocular Surface and Transplantation Research Program, Bascom Palmer Eye Institute, USA, delivered a talk on *“Advances in understanding of immunology and angiogenesis impact on management of anterior segment diseases”*. November 12, 2011



Dr David Samuel Irving Taylor, Chair, ICO Examinations, and Professor Emeritus of Pediatric Ophthalmology, UCL Institute of Child Health, London, UK, spoke on *“Mitochondrial optic neuropathies”*. November 16, 2011



Prof Rubens Belfort Jr, Professor, Department of Ophthalmology, Federal University of Sao Paulo, Brazil, delivered a lecture on “*Past, present and future: The Sao Paulo Hospital model*”. November 17, 2011



Prof Shiegeaki Ohno, Chair, Department of Ophthalmology, Hokkaido University Graduate School of Medicine, Japan, delivered a lecture on “*Clinical features of uveitis*”. November 18, 2011

Dr Roger Beuerman, Senior Scientific Director, Singapore Eye Research Institute, Singapore, spoke on “*Bioengineered membrane directed antibiotics for overcoming resistance*”. November 29, 2011

Prof Desmond Fonn, Distinguished Professor Emeritus and Founding Director, Centre for Contact Lens Research, School of Optometry and Vision Science, University of Waterloo, Canada, delivered a talk on “*Eliminating corneal swelling induced by overnight contact lens wear: Is it achievable?*”. December 7, 2011 (Below)



Dr Ashwin Dalal, Head, Diagnostics Division, Centre of DNA Fingerprinting and Diagnostics, Hyderabad, delivered a talk on “*Genetic counselling: Some examples and some issues*”. December 14, 2011

Prof Vijay S Gorantla, Associate Professor of Surgery in the Division of Plastic Surgery, and Administrative Medical Director, Pittsburgh Reconstructive Transplant Program, University of Pittsburgh, USA, spoke on “*The journey from regenerative ophthalmology to reconstructive ophthalmic transplantation – vision, insights and outlook*”. January 4, 2012

Mr Krishna Prasad, General Manager for India, and Head, UST Global, Chennai, spoke on “*Why should behavioral competencies matter to you: A services perspective*”. January 11, 2012

Dr Detlef Prozesky, Director, Centre for Health Science Education, University of the Witwatersrand, South Africa, spoke on “*The motivation of community eye health volunteers*”. January 25, 2012



Prof Jacob Pe'er, Head, Department of Ophthalmology, Hadassah University Hospital, Jerusalem, delivered a talk on “*Snippets and sermons in ocular oncology*”. January 28, 2012

Prof GVBK Gangadhar Reddy, former Medical Superintendent, Sarojini Devi Eye Hospital, Hyderabad, spoke on “*Art, science and theology*”. February 8, 2012

Prof Sohan Singh Hayreh, Professor Emeritus of Ophthalmology & Director, Ocular Vascular Clinic, Department of Ophthalmology & Visual Sciences, College of Medicine, University of Iowa, USA, spoke from Sankara Netharalya, Chennai, on “*CRVO: Diagnosis and current treatment options*”. February 9, 2012

Ms Christiane Noe, Research Manager, CBM International Office, Germany, delivered a talk on “*Accessibility and disability: Inclusive practices in eye care*”. February 22, 2012

Prof James Chodosh, Fellowship Director, Cornea Service, Massachusetts Eye & Ear Infirmary, Harvard Medical School, USA, spoke on “*HSV keratitis*”. March 2, 2012

Dr Subhash Kaul, Professor and Head, Department of Neurology, Nizam’s Institute of Medical Sciences, Hyderabad, delivered a talk on “*Neurology of ageing*”. March 14, 2012

Prof Sheila MacNeil, Professor of Tissue Engineering, and Director, Interdisciplinary Programmes, Faculty of Engineering, University of Sheffield, UK, spoke on “*Developing cell carriers to assist translation of cell therapy to the clinic*”. March 21, 2012

Bhubaneswar campus

Prof Thomas Yorio, Provost and Executive Vice-President for Academic Affairs, and Research Professor, Pharmacology & Neuroscience, UNT Health Science Center, USA, delivered a talk on “*Role of GRbeta in steroid responsiveness and glaucoma*” on January 3, 2012.

Visiting Professors

Hyderabad Campus

Prof Jayakrishna Ambati

Professor of Ophthalmology & Visual Sciences
Vice Chair, Dept of Ophthalmology and Visual Sciences
University of Kentucky, Lexington, Kentucky, USA

Dr Mark E Kleinman

Assistant Professor of Ophthalmology and Pharmacy
University of Kentucky, Lexington, Kentucky, USA

Prof Desmond Fonn

Distinguished Professor Emeritus and Founding Director,
Centre for Contact Lens Research
School of Optometry and Vision Science
University of Waterloo
Waterloo, Ontario, Canada

Prof Clifton M Schor

School of Optometry
University of California at Berkeley
Berkeley, California, USA

Dr Nance Wilson

Public Health Institute
Oakland, California, USA

Bhubaneswar Campus

Prof M Srinivasan

Director Emeritus
Aravind Eye Care System, Madurai

A Taste of India

An International Fellowship Experience at LVPEI, Hyderabad

Dr Chiara Morini

The beginning

4 pm on a late September afternoon. A bluish back seat window of a Tata cab protects me from the very bright light. I can't stop looking at everything... unfamiliar advertisements in a curly script all along the road, directions to unknown cities, a huge picture of a couple with blue faces, covered in gold and jewellery – may be a movie trailer, entire families traveling on a motorbike, strange vegetables displayed in stores, traffic jams, overpopulation, women in bright colorful sarees, a goat comfortably seated in the back of an auto... Accompanying everything are the uninterrupted horns at different volumes and tones for my whole journey. I love this exciting sensation of “first time”. It is my first time in India.

When the Italian Ophthalmological Society awarded me the Mario Gelsomino prize last May in Rome for “Best Poster 2010”, I wanted to use it to advance my knowledge in the field of pediatric ophthalmology, on which I had focused after completing my residency. The prize offers young ophthalmologists a learning experience abroad in a center of their choice. Why LVPEI?



Chiara receives the Mario Gelsomino Award, Società Oftalmologica Italiana, Rome, May 2011

I had noticed the scientific activity of an institution called “LVPEI” at ARVO a few years back. On the internet, I found that it has a very fascinating history spreading across 25 years. The mission “Excellence and Equity” inspired me to learn more about the hospital. I have never abandoned the dream of a model of service delivery where the best health care can be a right for everyone, though I had yet to experience how difficult this is in reality.

Even in countries where the latest facilities are available, such as the USA, the best treatment is affordable only to the most privileged. In countries where medicine is provided free, the quality of treatment is often compromised by national budgets and financial constraints. Therefore, I found LVPEI's mission



extremely interesting. India would also offer me the opportunity to experience a culture, shaped by centuries of unique history, where hundreds of languages carry the heritage of a multitude of populations that have crossed the land along the ages.

Here at LVPEI for 3 months, I hear about the “rules”. No mobile during working hours, always keep your hair tidy, adhere strictly to the dress code, be prepared for 12-hour long working days, 6 days a week. The fellowship at LVPEI is known in all of India to be the hardest, but also the most fruitful. The first night, I confided in my Dad my fears about the hard life I expected. “Chiara, you have not experienced the Army! Take this as a chance for a necessary life experience. You will make it and, in the end, you will be thankful for this experience.” He was right.

Life in Children's Eye Care Centre (CECC) OPD

The exposure to complex cases that you can get in a tertiary referral centre like this is probably unmatched to anywhere else in the world. A standard day in OPD starts at 8 am, after a 1 hour class. The first patient is a businessman, who started to see double after a car accident. A family from Dubai wants an eye check-up for their children to be reassured that they can watch 3D movies. An 18-year-old woman has become blind suddenly; the reason is not clear. After a week of repeated examinations and tests, we have no doubt that she is malingering. We talk to her alone. She tells us that her husband beats her but her family is not allowing her to leave him. No education, no job, no easy solutions. Better to be blind?



Dr Chiara with Dr Amit Gupta in OR 5

The next patient is a baby, six months old. I have trouble coming to a diagnosis. Dr Ramesh explains: Chiara, a mild hyperopic refraction and a granular fundus in an apparently blind child is Leber's Congenital Amaurosis. Now you have seen one case, don't ever forget."

I meet a girl on vacation from her PhD in Stanford University; she is here for a squint evaluation before refractive surgery. I examine a 12-year-old boy who misses school because he is teased by classmates about the shaking of his eyes (congenital nystagmus). A 22-year-old girl wants her sensory exotropia corrected, because she is getting married soon. An 8-year-old boy comes; he is deaf and dumb, very skinny and very poor. He has retinal detachment in one eye and uveal coloboma in both the eyes. But he is not scared by the unfamiliar place! Instead, he is curious about everything, so many doctors, incredible machines, and hey! Such colorful lenses in that box!

I meet a very worried mother; her baby seems to be blind. We explain to her that the baby has cerebral visual impairment; the eyes are anatomically normal but the brain cannot integrate the visual information. We cannot do much, but we can promise a normal psychophysical growth through specialized child rehabilitation. But no need to look for other hospitals! Child rehabilitation is inside LVPEI, third floor.

A non-paying girl comes for follow-up, she was operated upon for bilateral congenital cataract, 12 years ago. She comes regularly every 6 months and follows every prescription, glasses and patching advice strictly. Now her vision is 20/20. Poor, but very smart!

This is OPD in LVPEI – a wide social range of people with different lifestyles and opportunities. But here, all social differences are eliminated. All patients experience the same suffering, the same anxiety for their children and their future, the same feeling of vulnerability... Regardless of their economic status, they all receive the same level of respect and same treatment at LVP Eye Institute.

The LVPEI Experience

Working at LVPEI is like being part of a big family. This was evident every time I needed assistance, say, to edit a video in the CAVU department, or some files in the medical record



Enjoying the backwaters during the All India Ophthalmological Society meeting in Kochi, Kerala

Photos : Chiara Morini

department. The symbol of LVPEI is a pyramid, from a large base of vision guardians offering counselling and a preliminary eye check-up directly to the community, going up to primary, secondary and tertiary eye care centers. The sides of the pyramid are made by people, gestures, everyone working together and interacting with patients at different levels.

My mentor, Dr K Ramesh, taught me not only to recognize specific diseases but also to develop a method of examination in non-standard cases. I was trained to build up advanced diagnostic skills and plan customized treatments. Many clinical questions were stimulated by consultants, and I could always find material to deepen my knowledge in the library that is open, 24 hours a day, 7 days a week. It is a wonderful place, silent and peaceful at nights, full of light through the big windows on Sunday mornings. Here an immense range of books is available. Also, wi fi is available everywhere in LVPEI, 24 hours a day. Truly wonderful facilities! And the opportunity to meet the most extraordinary people... people whom you would rarely meet in the outside world.

The fellows here are also treated to an international ambience with guest lecturers by luminaries from all over the world. In four months, I could learn of research opportunities and share impressions with ophthalmologists in Australia, Indonesia, Thailand, Hong Kong, Bangladesh, Zambia, Ghana, New York, Canada and the UK. I had coffee with the smartest specialists from Brazil and met clinical researchers from Bascom Palmer Eye Hospital. I learnt of the latest advances in regenerative medicine directly from the scientists. I met the leading Italian researcher in limbal stem cells: Prof Graziella Pellegrini, whose lab is less than 200 km from my hospital in Italy.

Indian kids are very cute and curious. At times, I missed taking down the medical history directly. But I was surprised to find that communication with children can be strikingly easier than it is with adults: communication with kids happens mostly by the tone of your voice, the way you approach them, and how you convey your understanding of their fear.

I hope to be able to come back soon. My biggest thanks to Dr Ramesh Kekunnaya for giving me this fantastic experience, with his generous ways of teaching and professional suggestions.



Celebrating Pongal festival

“LVPEI gave me a career, changed my life”

At LVPEI, training and education are recognized as key factors that influence the reach, range and quality of eye health service delivery. The institute strives to provide the highest quality of training and education through a committed faculty. Living up to its beliefs, LVPEI facilitated my higher education, helping me fulfill my personal and professional ambitions.

I have always dreamt big. I wanted to become a doctor or an IAS officer and serve in remote villages. My family advised me to be realistic. My father could not afford to give me a career in medicine or engineering, not even a graduation. At the age of 16, he had the responsibility of an entire family – his parents, three brothers and a sister. With a small loan, he started a small grocery shop, which he still manages. Every evening I used to help my father in the shop. I did not like working during festivals when all my friends would be out playing. But I persisted in my attempts to study. I used to buy second-hand books from the pavements and also sit and make notes in the college library.

In 1993, I saw an advertisement about a course at LVPEI. My father wanted me to enroll. I thought it would be a good opportunity – the stipend would make me independent of my father and I could prepare for my medical entrance exam alongside. I took it as a stop-gap arrangement, but as destiny has it, I am still here 18 years later!

Working on the APEDS* project after my optometry fellowship was a turning point in my life. I completed my Bachelor's and Master's in Sociology, but did not qualify for the IAS. I decided to work in public health. When I expressed my interest in public health to the Chairman, he gave me a part-time position at the International Centre for Advancement of Rural Eye care (ICARE). There was no looking back!

I went to the London School of Hygiene and Tropical Medicine for my Master's in Public Health in eye care. To become a better researcher, a PhD was my next goal, but my biggest challenge was the time constraint. I had become a father and found it difficult to take care of the family, work at LVPEI and study for a PhD. I often thought of giving up but tried to remain motivated and persisted. My habit of getting up early helped. Also, the

*The pioneering epidemiology Andhra Pradesh Eye Disease Study, conducted by LVPEI

phenomenal support I received from my wife, Madhavi. We have been married for 9 years, but have been friends for over 18 years. She bore with patience my long working hours, no holidays and very little time to even talk.


I joined LVPEI when I was barely 17, so I have been largely nurtured and shaped by LVPEI. I was inspired by some statements of Dr Rao's, "You become more powerful when you help the helpless in remote rural areas". And another one, "When I started my journey, I was alone, swimming against the tides of the sea to bring quality eye care to India, and thought I will swim as long as I am tired. Now, 25 years down the line, I have several hands joining me to swim against the tide to make the difference."

LVPEI gives you the opportunity to grow, if you show commitment. With the constant support of LVPEI, I found a platform to fulfill my dreams and became the first generation graduate in my family. From Mylargadda (my home town) to Maryland (where I am going for a post doc) has been a long and eventful journey. I am indebted for all the support that I have received. It can never be repaid, but I want to be a torchbearer to take the vision and mission of this institute forward.


Dr Srinivas Marmamula joined our Diploma in Ophthalmic Techniques (DOT) course after his high school (plus two) in 1993, going on to do his Master's from the London School of Hygiene and Tropical Medicine, University of London, and then his PhD from the University of New South Wales, Australia. He is Associate Optometrist and Public Health Specialist at LVPEI's International Centre for Advancement of Rural Eye care. His study programs abroad were supported by scholarships and the Institute. His next stop: Johns Hopkins University, Baltimore, USA, for a post doc fellowship from July 2012.



Rapid Assessment of Refractive Errors project in Ghana



Working on the Rapid Assessment of Visual Impairment project in Rajasthan



File photo of M Srinivas, 1997

Two Generations of an LVPEI Family

A heart-warming “in-house” story of opportunities offered and utilized is that of Peguda Srinivas and his two children, Hari and Rajni – all part of the LVPEI family today.

Hari Kumar, 23, is an optometrist at L V Prasad Eye Institute. He is a graduate of our Bausch & Lomb School of Optometry (BLSO) in Kismatpur on the outskirts of Hyderabad. His sister Rajni is currently in her fourth year of Bachelor of Science in Optometry, also at BLSO, which is affiliated to the Birla Institute of Technology & Science, Pilani. The two have committed themselves to careers as vision care professionals.

Hari is a second generation employee of LVPEI. His father Peguda Srinivas has been working with the institute almost since its inception and will soon complete 25 years of service. Joining on February 1, 1988, as a patient care assistant, Srinivas moved to the maintenance department, because he was good with his hands. He has been one of the pillars of the maintenance department, mainly taking care of electrical works.

Many of the newer staff members he works with don't know that Srinivas is a walking miracle! In August 2003 he met with a serious road accident on his motorbike, while returning home. He suffered severe head injuries and doctors did not hold out much hope. First at Apollo Hospital and, later, at Care Hospital, Srinivas underwent a series of major surgeries. He was supported through those dark days by the institute and, on a personal level, by some of the senior management. After three years of convalescence and rehabilitation, Srinivas returned to the institute and resumed work in the maintenance department.

Hari, their eldest, was given the opportunity to enroll at BLSO for a Bachelor's Degree in Optometry. After his internship at LVPEI, Hari joined the institute and has since excelled in his work, with a special interest in the retina clinic. He intends to study further in optometry and, ultimately, teach.

Rajni finished her early education from Nalanda Junior College and joined BLSO in 2008. She has been a consistently good performer, ranking among the top in her third year. She is currently doing her internship at the institute. Rajni enjoys working with patients, but also wants to study further...she has her sights set on a PhD in optometry!

Srinivas and his wife Balamani's youngest daughter Sirisha is studying to become an electrical engineer.

The family says they are indebted to the institute for taking care of their father through the difficult times, when he was in and out of the hospital. They are also grateful for the academic opportunity they have received, so they could build a career and their lives.



Proud parents: Srinivas and Balamani with Hari and Rajni



Rajni shows an exhibit to LVPEI Chair, Gullapalli N Rao, on the 10th anniversary of the Bausch & Lomb School of Optometry. September 2010



Hari receives his degree from Prof Earl Smith, Greeman Petty Professor and Dean, College of Optometry, University of Houston, Texas, USA. September 2010

Training at LVPEI

While most training programs are conducted at our Hyderabad campus, some are also conducted at Bhubaneswar and Visakhapatnam campuses.

Ophthalmology

Cornea & Anterior Segment

24 months

Dr Shiji Ummer	Hyderabad, Andhra Pradesh
Dr S Arjun S	Hyderabad, Andhra Pradesh
Dr Jayesh Vazirani	Rajkot, Gujarat
Dr Swapnil Bhalekar	Shirur, Maharashtra
Dr Partho Bakshi	Mumbai, Maharashtra
Dr Mitesh Jain	Mumbai, Maharashtra

15 months

Dr Toor Gurpal Singh	London, United Kingdom
----------------------	------------------------

3 months

Dr Prateek Agarwal	Meerut, Uttar Pradesh
Dr Archana Kumaresh B	Miraj, Maharashtra
Dr Anagha Behere	Pune, Maharashtra
Dr Shubhangi Pimprikar	Nashik, Maharashtra
Dr Megharaj Chitta	Udupi, Karnataka

1 month

Dr Ningthoujam Linthoingambi	New Delhi
Dr Jyoti Garg	New Delhi
Dr Kapil K Khurana	New Delhi
Dr Sheetal Kishanpuria	New Delhi

Bhubaneswar

24 months

Dr Yogesh Vamanrao Bhadange	Mumbai, Maharashtra
-----------------------------	---------------------

3 months

Dr Mahmood Mujtaba	Dhaka, Bangladesh
Dr Mahesh Kesav	Nashik, Maharashtra

Visakhapatnam

24 months

Dr Divya Chandrakant Vira	Mumbai, Maharashtra
---------------------------	---------------------

3 months

Dr Farhat Jahan	Dhaka, Bangladesh
Dr Tanuza Tanzin	Dhaka, Bangladesh

Glaucoma

24 months

Dr J J Praveen	Kurnool, Andhra Pradesh
Dr Kumar Ravi	Deoghar, Jharkhand
Dr Roy Avik Kumar	Hooghly, West Bengal

3 months

Dr Afaq Almashhari	Dubai, UAE
Dr Zakia Wadud	Dhaka, Bangladesh
Dr Nazeen Khan	Dhaka, Bangladesh
Dr Farzana Sohel	Dhaka, Bangladesh
Dr Bhartendu Bhushan	Medinapur, West Bengal
Dr Elfride Sanjana	Chennai, Tamil Nadu

Retina & Vitreous

24 months

Dr Sripathi Kamath B	Udupi, Karnataka
Dr Deepa MJ	Udupi, Karnataka
Dr Kopal Mithal	Meerut, Uttar Pradesh
Dr Devender V Venkatramani	Pune, Maharashtra
Dr Aditya Sudhalkar	Vadodara, Gujarat

15 months

Dr Wajala Issac	Bungoma, Kenya
Dr Olubayo U Kolawole	Osobogo, Nigeria
Dr Sanjoy Kumar Das	Dhaka, Bangladesh

3 months

Dr Nazmun Nahar	Dhaka, Bangladesh
Dr Zulfikar Hasan	Dhaka, Bangladesh
Dr Bhargav Dave	Ahmedabad, Gujarat

Bhubaneswar

24 months

Dr Neha Mohan	Ujjain, Madhya Pradesh
---------------	------------------------

15 months

Dr Munkhzaya Tsengerbayar	Ulan Bator, Mongolia
---------------------------	----------------------

3 months

Dr Md Naimul Haque	Dhaka, Bangladesh
Dr Arifuzzaman	Dhaka, Bangladesh
Dr Ashwini Meherda	Bhubaneswar, Odisha
Dr Utpala Chakraborty	Ranchi, Jharkhand

1 month

Dr Shailesh Agarwal	Surat, Gujarat
Dr Rakesh Kumar	Bokaro, Bihar

Visakhapatnam

24 months

Dr Animesh Jindal	Sangrur, Punjab
-------------------	-----------------

2 months

Dr Sk Md Abdul Hannan	Rangpur, Bangladesh
-----------------------	---------------------

Comprehensive Ophthalmology

36 months

Dr J V Raghava	Guntur, Andhra Pradesh
Dr KVR Krishna Priya	Guntur, Andhra Pradesh
Dr SM Qutubuddin Ali	Hyderabad, Andhra Pradesh
Dr Syed Rafiuddin Ahmed	Hyderabad, Andhra Pradesh
Dr Ankita Nema	Seoni, Madhya Pradesh
Dr Asif Y Virani	Thane, Maharashtra
Dr Vijay N Chandani	Mumbai, Maharashtra

Bhubaneswar

36 months

Dr Batriti S Wallang	Shillong, Meghalaya
Dr Veeresh Korwar	Gulbarga, Karnataka
Dr Abhishek Ranjan	Fatehpur, Bihar

6 months

Dr Jesuorobo I Osamwonyi	Benin, Nigeria
--------------------------	----------------

Visakhapatnam

36 months

Dr Abhishek Bhawdekar	Belgaum, Karnataka
Dr Nitin Mittal	Ludhiana, Punjab
Dr Gayatri	Visakhapatnam, Andhra Pradesh
Dr Mrinmoy Dey	Burdwan, West Bengal

Pediatric Ophthalmology

24 months

Dr Shailaja Tibrewal Rourkela, Odisha
Dr Shilpa Sonarkhan Ghaziabad, Uttar Pradesh

3 months

Dr Chiara Morini Piacenza, Italy
Dr Balgis Desy Medan, Indonesia
Dr Rokeya Sultana Dhaka, Bangladesh
Dr Nitin Kalla Sri Ganganagar, Rajasthan

Ophthalmic Plastic Surgery, Orbit & Ocular Oncology

24 months

Dr Aditi Pujari Solapur, Maharashtra
Dr Jyoti Batra New Delhi

3 months

Dr Kanupuru Padma Hyderabad, Andhra Pradesh
Dr Neha Mithal Meerut, Uttar Pradesh
Dr Deepti Chauhan Mumbai, Maharashtra

Bhubaneswar

2 months

Dr Sasmita Agasty Bolangir, Odisha

DNB Primary

36 months

Dr Sayali S Sane Ratnagiri, Maharashtra
Dr Anupam Bagdi Akola, Maharashtra

DNB Secondary

24 months

Dr Riddhima Deshpande Bhopal, Madhya Pradesh
Dr Shail A Vasavada Ahmedabad, Gujarat

Manual Small Incision Cataract Surgery

1 month

Dr David Fabinyi Tasmania, Australia
Dr Aleksandra Rachitskaya Miami, USA
Dr O P Arya Ambala, Haryana

Bhubaneswar

2 months

Dr Snehasis Dixit Bhubaneswar, Odisha
Dr Ramakanta Sahu Cuttack, Odisha
Dr Gyanendra Kumar Dwarkapuri, Uttar Pradesh

1 month

Dr Noopur Taneja Charaya Sonapat, Haryana

Visakhapatnam

1 month

Dr Benjamin Hammond Rochester, USA
Dr Pragati Sharad Khanorkar Nagpur, Maharashtra

Phacoemulsification

2 months

Dr Manju Mishra Varanasi, Uttar Pradesh
Dr Sujit Narayan Mahapatra Balasore, Odisha
Dr Dhan Singh Meena Udaipur, Rajasthan

1 month

Dr Abubakar Affan Derna, Libya
Dr Abhishek Bansal Sitarganj, Uttarakhand
Dr Krishna Kuldeep Pauri Garhwal, Uttarakhand
Dr Vikas Gupta Jaipur, Rajasthan
Dr Meera Tripathi Kota, Rajasthan

Dr Amandeep Singh

Dr Anjali Singh

Dr Upender D

Mohali, Punjab

Varanasi, Uttar Pradesh

Hyderabad, Andhra Pradesh

Bhubaneswar

2 months

Dr Archana Ajay Vare Aurangabad, Maharashtra
Dr Anjan Kumar Kamilya Kolkata, West Bengal
Dr N Namshum Tawang, Arunachal Pradesh
Dr M Manjulamma Nellore, Andhra Pradesh
Dr Sweta Kumar Mahapatra Cuttack, Odisha
Dr Archana Bhiwani, Haryana

1 month

Dr Abhrajit Dasgupta Hooghly, West Bengal

Visakhapatnam

1 month

Dr Vikram Pratap Singh Lucknow, Uttar Pradesh
Dr Vishal Ikhal Bagalkot, Karnataka
Dr Anuradha Visakhapatnam, Andhra Pradesh
Dr Haripriya Rajahmundry, Andhra Pradesh

Retina Laser

1 month

Dr Reshma Jhaveri Mumbai, Maharashtra
Dr Rajan Agarwal New Delhi
Dr Nidhi Bidasaria Gurgaon, Haryana
Dr Bodhraj Dhawan Faridabad, Haryana
Dr Gautami Nath Kolkata, West Bengal
Dr Jagan Mohan Kakinada, Andhra Pradesh
Dr Udaya Sree G Hyderabad, Andhra Pradesh
Dr Ashwini Suhas Hyderabad, Andhra Pradesh

Retinopathy of Prematurity

1 month

Dr Pratik Mahajan Rajkot, Gujarat
Dr Pragnya Deshmukh Aurangabad, Maharashtra
Dr Manjusha Agrawal Kanpur, Uttar Pradesh
(In addition, all Pediatric Ophthalmology fellows also underwent ROP training)

Electrophysiology

1 month

Ms Krishna P Bhakthan Kochi, Kerala

LVP - Zeiss Basic Course in Ophthalmic Diagnostics

1 month

Dr K Pranathi Hyderabad, Andhra Pradesh
Dr G Sowjanya Guntur, Andhra Pradesh
Dr B Malleswari Guntur, Andhra Pradesh
Dr T Uma Devi Guntur, Andhra Pradesh
Dr Swetha Pasupuleti Guntur, Andhra Pradesh
Dr G Divya Sree Guntur, Andhra Pradesh
Dr Mrudula Reddy Karimnagar, Andhra Pradesh
Dr K Sushma Reddy Karimnagar, Andhra Pradesh
Dr Sheetal Kabra Karimnagar, Andhra Pradesh
Dr Eshikasri Goli Mahaboobnagar, Andhra Pradesh
Dr Anita Mohanty Cuttack, Odisha
Dr Swarnamayee Baskey Cuttack, Odisha
Dr Swatishree Nayak Cuttack, Odisha
Dr Nibedita Moharana Cuttack, Odisha
Dr Samikshya Choudhury Bhubaneswar, Odisha
Dr Priyanka V Bhuyar Varanasi, Uttar Pradesh
Dr Abhijit Suresh Rasal Varanasi, Uttar Pradesh
Dr Rishika Gupta Jhansi, Uttar Pradesh
Dr Sharad Kumar Mishra Gorakhpur, Uttar Pradesh

Dr Aarti Subhash Heda	Akola, Maharashtra	Dr Barnali Pathak	Guwahati, Assam
Dr Sandeep Patil	Davangere, Karnataka	Dr Arif Shaik	Guwahati, Assam
Dr Chintan Maheshwary	Davangere, Karnataka	Dr Amit Rathore	Guwahati, Assam
Dr Sunamati Nadiger	Davangere, Karnataka	Dr Ashu Agarwal	Jaipur, Rajasthan
Dr Abhishek D	Bengaluru, Karnataka	Dr Sunanda Subramanian	Coimbatore, Tamil Nadu
Dr Naveed Ahmed Attar	Raichur, Karnataka	Dr Harshada Kalke	Coimbatore, Tamil Nadu
Dr Sharanya T Ramesh	Kolar, Karnataka	Dr Binod Prasa	Gopalganj, Bihar
Dr Madu Gannur	Tumkur, Karnataka	Dr Geetanjali Pangambam	Imphal, Manipur
Dr Kumar Partha Pratim	Guwahati, Assam		
Dr Barun Mandal	Guwahati, Assam	Bhubaneswar	
Dr T Lipoksanen Jamir	Guwahati, Assam	Dr Debasmita Majhi	Cuttack, Odisha
Dr Deboja Mahashweta	Guwahati, Assam	Dr Sunita Behera	Cuttack, Odisha

Clinical Rotation

Dr Phyllis Eze	University Hospitals Case Medical Center	Cleveland, USA
Dr Holly Simpson	Case Western Reserve University	Cleveland, USA
Dr Amy Zhang	University of Rochester	Rochester, USA
Dr Sabita Ittoop	University of Rochester	Rochester, USA
Dr Anna Berry	University of North California	Burlington, USA
Dr Rebecca Biyaki Oenga	University of Nairobi	Nairobi, Kenya
Dr Fredrick Koriri	University of Nairobi	Nairobi, Kenya
Dr Wimon Rat Prateepasen	Chulalongkorn University	Bangkok, Thailand
Ms Waife Ruth Boateng	Operation Eyesight Universal	Accra, Ghana

Observership (1-2 weeks)

Cornea & Anterior Segment

Dr Veeresh Korwar	Gulbarga, Karnataka
Dr Mahesh Kasav	Nashik, Maharashtra
Dr V P Kakar	Panchkula, Haryana
Dr P D Kakar	Karnal, Haryana
Dr Manish Gujrati	Indore, Madhya Pradesh
Dr Sunita Unercat	Mumbai, Maharashtra

Glaucoma

Mr Samit Kumar Choudhary	Lahan, Nepal
Dr Nader Bayoumi	Alexandria, Egypt
Dr Tarun Kumar Patel	Varanasi, Uttar Pradesh

Retina & Vitreous

Dr Vasu Kumar	New Delhi
Dr Mudit Bansal	Ahmedabad, Gujarat
Dr Tariq Raza Ali	Dhaka, Bangladesh

Dr Shaheeda Mohamed	Kowloon, Hong Kong
Dr Dipak Kumar Nag	Dhaka, Bangladesh
Dr Abhijit Chattopadhyay	Kolkata, West Bengal
Dr Devendra Venkataramani	Pune, Maharashtra

Oculoplasty

Dr Sonam Angmo Bodh	New Delhi
Dr Mangesh Dhobekar	Chennai, Tamil Nadu
Dr Ravija Patel	Chennai, Tamil Nadu
Dr Archana Malik	Chandigarh
Dr Ani Sreedhar	Angamaly, Kerala

Oculoplasty and Retina & Vitreous

Dr Supapan Sitthanon	Bangkok, Thailand
----------------------	-------------------

Basic Ophthalmic Diagnostics

Dr Sidharth Rathi	Boston, USA
-------------------	-------------

Optometry

4-year Bachelor of Science in Optometry

(2011 - 2015)

Ms S Santhosha Varashruthi	Hyderabad, Andhra Pradesh
Mr T Chaitanya Sai Kiran	Hyderabad, Andhra Pradesh
Mr Bongoni Sandarsh	Hyderabad, Andhra Pradesh
Ms Badasheshi Parinitha	Hyderabad, Andhra Pradesh
Ms W Lalitha Sahi Nandini	Hyderabad, Andhra Pradesh
Mr Mohd Ghouse	Hyderabad, Andhra Pradesh
Ms Suma Gunda	Hyderabad, Andhra Pradesh
Ms Rajagopal Shanker Swathi	Hyderabad, Andhra Pradesh
Ms K Jasmine Deepa	Hyderabad, Andhra Pradesh
Ms P Sushma	Hyderabad, Andhra Pradesh
Ms Sripada Samhita N	Hyderabad, Andhra Pradesh
Ms Kanala Sudheshna	Hyderabad, Andhra Pradesh
Ms Meena Palakurthy	Hyderabad, Andhra Pradesh
Ms P Gunasree	Hyderabad, Andhra Pradesh
Ms Goli Ankita Reddy	Hyderabad, Andhra Pradesh
Mr Marellapudi Ajay	Hyderabad, Andhra Pradesh
Ms Chittapu Gayathri	Hyderabad, Andhra Pradesh
Ms Pakala Jyothi	Hyderabad, Andhra Pradesh
Mr Sayed Hafiz	Narsaraopet, Andhra Pradesh

Mr Dasari Lekhana	Bhimavaram, Andhra Pradesh
Ms Velaga Swetha Bindu	Nidadavolu, Andhra Pradesh
Mr Gadepally Parimala	Warangal, Andhra Pradesh
Mr Duggi Vikas	Warangal, Andhra Pradesh
Ms Bobbala Aswani	Vinukonda, Andhra Pradesh
Mr Pola Sravani Reddy	Nandyal, Andhra Pradesh
Ms Karnati Bhargavi	Nagarjunasagar, Andhra Pradesh
Ms Kallada Sharanya	Nalgonda, Andhra Pradesh
Ms Dasari Srilakshmi	Amalapuram, Andhra Pradesh
Ms Kommula Hasna	Amalapuram, Andhra Pradesh
Mr Mohammed Riyazuddin	Machilipatnam, Andhra Pradesh
Mr B Hemanth Reddy	Tirupati, Andhra Pradesh
Mr Tony M Sunny	Kottayam, Kerala

Fellowship in Optometry

24 months

Mr Mahesh Vijay S Sisodiya	Nandurbar, Maharashtra
Ms Soni Mourya	Lucknow, Uttar Pradesh
Ms Sadiya Iram	Sultanpur, Uttar Pradesh
Ms Rashmi	Raiwala, Uttarkhand
Ms Manisha Bhowmik	Amarpur, South Tripura

13 months

Ms Cyril Sara Babukutty	New Delhi
Ms Elizabeth Devi	Kolkata, West Bengal
Mr Saubhik Chandra	Nadia, West Bengal
Mr Arghya Kamal Mondal	Medinapur, West Bengal
Mr Aniruddha Banerjee	Howrah, West Bengal
Ms Manashi Ghosh	Hooghly, West Bengal
Mr Md Washim Akhtar Ansari	Malda, West Bengal
Ms Surovi Saha	Jaynagar, West Bengal
Mr Balmukund	Barabanki, Uttar Pradesh
Mr Arjun	Muzaffarnagar, Uttar Pradesh
Mr Mahendra Singh	Moradabad, Uttar Pradesh
Mr Md Iftikhar Uddin Kazi	Mumbai, Maharashtra
Mr M Nagoor Hanifa	Chennai, Tamil Nadu
Mr Manna Saha	Belonia, Tripura
Ms Atchir A Sangma	Shillong, Meghalaya
Ms Kaita Kayina	Shillong, Meghalaya
Ms Mary Lamching Phiamphy	Shillong, Meghalaya
Mr Ranjeet Kumar	Champaran, Bihar
Ms Archana Kumari	Nawada, Bihar
Ms Padmini	Patna, Bihar
Ms Sofia Parveen	Patna, Bihar
Mr Anil Kumar	Supaul, Bihar
Ms Zeba Tauheed	Hazaribagh, Jharkhand
Mr Arnav Ghosh	Ranchi, Jharkhand
Dr Emmanuel Kobia-Acauah	Accra, Ghana
Dr Richard Donkor	Accra, Ghana
Ms Rohini Vyas	Pune, Maharashtra

Diploma in Ophthalmic Techniques

3 years

Mr Ashish Jain	Hyderabad, Andhra Pradesh
Ms Wasifa Tabassum	Hyderabad, Andhra Pradesh
Mr Ch Pranaya Reddy	Hyderabad, Andhra Pradesh
Mr Karun Kumar	Visakhapatnam, Andhra Pradesh
Mr M Appala Raju	Visakhapatnam, Andhra Pradesh
Mr N Srinivas	Visakhapatnam, Andhra Pradesh
Mr Ravi	Mudhol, Andhra Pradesh
Mr Ganesh	Mudhol, Andhra Pradesh
Mr Ajay Kumar	Mudhol, Andhra Pradesh
Mr Y Srinivas	Markapuram, Andhra Pradesh
Mr Aravind	Markapuram, Andhra Pradesh
Mr R V Rajesh	Markapuram, Andhra Pradesh
Ms N Jyothieshna	Rangareddy, Andhra Pradesh
Mr Guru Pranay	Nizamabad, Andhra Pradesh
Mr G Sai Krishna	Nizamabad, Andhra Pradesh
Ms Pathuri Ramya Sri	Vijayawada, Andhra Pradesh
Mr Rajavardhan	Vijayawada, Andhra Pradesh
Ms S Nirmala	Toodukurthy, Andhra Pradesh
Ms K Divya	Toodukurthy, Andhra Pradesh
Ms Chinthapatla Meena	Chittoor, Andhra Pradesh
Mr Nagesh	Madanapalle, Andhra Pradesh
Ms Prashanthi	Nellore, Andhra Pradesh
Mr Hanumantha Rao	Adilabad, Andhra Pradesh
Mr V Chaitanya Prabhu	Nuziveedu, Andhra Pradesh

Observership

3 months

Ms Gangmei Lurillu	Shillong, Meghalaya
Mr Donpharly K Lyngdoh	Shillong, Meghalaya
Ms Chengkie Rochelly	Shillong, Meghalaya
Ms Nengboiling Sithlhou	Shillong, Meghalaya
Mr Mutum Mahesh Singh	Shillong, Meghalaya
Mr Muneeswar Gupta	Los Angeles, USA
Dr STS Pridhu Vyas (Low Vision & Rehabilitation)	Hyderabad, Andhra Pradesh
Mr T Prabhudas	West Godavari, Andhra Pradesh

Ocularistry

24 months

Mr Siddarth Banjerjee	Jaynagar, West Bengal
-----------------------	-----------------------

Vision Technicians

12 months

Mr Gundre Rajasekhar	Madanapalli, Andhra Pradesh
Ms S Reddy Shabana	Madanapalli, Andhra Pradesh
Mr M Satish Babu	Kandukur, Andhra Pradesh
Ms T Vineela	Cumbum, Andhra Pradesh
Mr Ravoori Anudeep	Giddalur, Andhra Pradesh
Mr Yamacot Umasrinivasa Rao	Cumbum, Andhra Pradesh
Mr Tagatgar Prakash	Narayanpet, Andhra Pradesh
Mr Telkar Bhavani Prasad	Narayanpet, Andhra Pradesh
Mr Thite Pushkar	Hyderabad, Andhra Pradesh
Ms G Venkata Laxmi	Visakhapatnam, Andhra Pradesh
Ms P Narasiyamma	Visakhapatnam, Andhra Pradesh
Mr Peduri Chiranjeevi	Visakhapatnam, Andhra Pradesh
Mr Ravi Kumar	Visakhapatnam, Andhra Pradesh
Mr Seera Bangaru Naidu	Visakhapatnam, Andhra Pradesh
Ms Y Swathi	Visakhapatnam, Andhra Pradesh
Mr Nakka Prem Kumar	Adilabad, Andhra Pradesh
Mr N Rama Rao	Adilabad, Andhra Pradesh
Mr Gone Rajendra Prasad	Adilabad, Andhra Pradesh
Ms R Bhagya Shree	Adilabad, Andhra Pradesh
Mr M Goutham Kumar	Adilabad, Andhra Pradesh
Ms S Chandrakala	Vijayawada, Andhra Pradesh
Mr M Manasa	Nagarkurnool, Andhra Pradesh
Ms S Sujatha	Nellore, Andhra Pradesh
Mr S Eshwraiah	Nellore, Andhra Pradesh
Mr Kundurthy Sai Durga Manoj	Markapur, Andhra Pradesh
Mr Kesana Keshavulu	Guntur, Andhra Pradesh
Mr N Madhu	Nalgonda, Andhra Pradesh
Mr Mukkera Raju	Jainath, Andhra Pradesh
Mr Karipe Sai Kiran	Utnoor, Andhra Pradesh
Mr Dudekula Kasim	Prakasam, Andhra Pradesh
Mr Dara Anjaiah	Nirmalgiri, Andhra Pradesh
Ms Bendi Vinitha	Kotthavaraka, Andhra Pradesh
Mr Jammu Ramesh Naidu	Thettangi, Andhra Pradesh
Ms R Jyotsna	Sompeta, Andhra Pradesh
Ms Muddada Sunitha	Maddilapalem, Andhra Pradesh
Ms P Prashanthi	Chinnagadili, Andhra Pradesh
Mr Govardhan Rao	Jadcharla, Andhra Pradesh
Ms Sasmita Majhi	Bhubaneswar, Odisha
Mr Asutosh Maharana	Bhubaneswar, Odisha
Ms Smruti Ranjan Nayak	Bhubaneswar, Odisha
Ms S Jayalaxmi	Bhubaneswar, Odisha
Mr Yoti Ranjan Panda	Jajpur, Odisha
Mr Sidhartha Ananta	Nayapatli, Odisha
Ms Sarada Prasana Sarangi	Nuasahi, Odisha
Ms Bindurekha Barik	Kantapada, Odisha
Mr Santanu Kumar Sahu	Pahadpur, Odisha
Mr Pradeep Kumar Behera	Badakhaladi, Odisha
Mr Ajit Kumar Behera	Dagarpara, Odisha
Mr Sagar Sharna	Dungarpur, Rajasthan
Mr Jaideep Bhatt	Dungarpur, Rajasthan
Mr Chodup Thinley	Darjeeling, Sikkim
Ms Karma Sopa	Darjeeling, Sikkim
Mr P Marena	Bellary, Karnataka
Mr R Lakshmi Kanth Reddy	Bellary, Karnataka
Ms M Sasikala	Coimbatore, Tamil Nadu
Ms R Uma Maheshwari	Coimbatore, Tamil Nadu
Mr Mukesh Kumar K M	Kozhikode, Kerala
Mr Chaudhari Hitendra M	Dang, Gujarat
Mr Umresh Singh Thakur	Udhampur, Jammu and Kashmir

Preceptorship (4-8 weeks)

Dr Alexander Barash	New York, USA
Ms Sruti Chivukula	New Jersey, USA
Mr D Skiadopoulos Siemenis	Birmingham, UK
Ms Navroza Wajji	Birmingham, UK
Ms Marvam Mousavi	Birmingham, UK
Ms Reena Vaish	Birmingham, UK
Ms Jasmine Shah	Berne, Switzerland
Ms Hannah Guyatt	Carlton, Australia
Ms Hannah Peltzer	Kensington, Australia
Mr Thiiban Manugaran	New South Wales, Australia
Ms Bingjie Wang	New South Wales, Australia
Mr Rajeev Krishnan Naidu	New South Wales, Australia
Ms Sarah Grace Eglinton	New South Wales, Australia
Ms Gayathri Kumaran	New South Wales, Australia
Ms Geetanjali Lamba	Melbourne, Australia
Ms Leah Meulendijew	Melbourne, Australia
Ms Courtney Epstein	Melbourne, Australia
Ms Pavani Kurra	Sydney, Australia

Observership (1 month)

(Reliance Vision Express)

Mr Nausad Alam	Aharth Nagar, Uttar Pradesh
Mr Utpal Saxena	Sitapur, Uttar Pradesh
Mr Anuj Kumar Dubey	Kannauj, Uttar Pradesh
Mr Anil Kumar	Rohtas, Bihar
Mr Kiran Kumar	Hyderabad, Andhra Pradesh
Mr Vinay Kumar Diddi	Hyderabad, Andhra Pradesh
Mr K Bharath Kumar	Nagarjunasagar, Andhra Pradesh
Mr Jetal R Parmar	Ahmedabad, Gujarat
Mr Rahul K Mishra	Ahmedabad, Gujarat
Ms Shobhana R Tiwari	Vadodara, Gujarat
Mr Abdus Salam	24 Parganas, West Bengal
Ms Payel Sarkar	24 Parganas, West Bengal
Ms Purbali Chatterjee	Uttarpara, West Bengal
Mr Abdul Latif	Hooghly, West Bengal
Mr Anarul Alam	Birbhum, West Bengal
Mr Yogendra Kumar Patel	Seoni, Madhya Pradesh

Mr Sandeep Bhaskar
Mr Atul Igare
Mr Rewat Kumar Garasiya
Mr Md Nafees Alam

Pune, Maharashtra
Satara, Maharashtra
Pindwara, Rajasthan
Jamshedpur, Jharkhand

Internship**Visakhapatnam**

12 months

Mr Vivekanand
Mr Rahul Khanna
Mr Omar Chandrakant
Ms Mamta Seepathi
Mr Puneet Sahn
Ms Julna Francis
Mr Zeeshan Akhtar
Mr Sunik Ghosh

Mandu, Madhya Pradesh
Phagwara, Punjab
Mumbai, Maharashtra
Mumbai, Maharashtra
New Delhi
Idukki, Kerala
Kanpur, Uttar Pradesh
Burdwan, West Bengal

1 month

Mr Kiran Bera
Ms Grandhi Sindhuri

Visakhapatnam, Andhra Pradesh
Visakhapatnam, Andhra Pradesh

Contact Lens

3 months

Mr DSV Ram Kumar

Visakhapatnam, Andhra Pradesh

Diagnostics

1 month

Mr Shakti Om Makaju
Ms Rubina Shrestha

Kathmandu, Nepal
Kathmandu, Nepal

Low Vision & Rehabilitation

3 months

Mr K Ashwin Kumar Goud
Ms Yaragala Lalitha
Mr Nizeyimana J Claude

Mahaboobnagar, Andhra Pradesh
Karamchedu, Andhra Pradesh
Rubavu, Rwanda

1 month

Mr Mohd Halimi Zakaria

Putrajaya, Malaysia

Other Training Programs**Ophthalmic Nursing Assistants**

12 months

Ms Srilatha G	Mahaboobnagar, Andhra Pradesh
Ms Rajitha PK	Mahaboobnagar, Andhra Pradesh
Ms K Anitha	Mahaboobnagar, Andhra Pradesh
Ms Srishaila	Mahaboobnagar, Andhra Pradesh
Ms Jyothi A	Hyderabad, Andhra Pradesh
Ms Sowjanya	Hyderabad, Andhra Pradesh
Ms Madhavi P	Hyderabad, Andhra Pradesh
Ms Farheen Begum	Hyderabad, Andhra Pradesh
Ms G Jayantha	Hyderabad, Andhra Pradesh
Ms Satyavathi	Hyderabad, Andhra Pradesh
Ms K Jhansi Rani	Hyderabad, Andhra Pradesh
Ms P Deepika	Hyderabad, Andhra Pradesh
Ms Ratna Sri	Hyderabad, Andhra Pradesh
Ms J Jayanthi	Hyderabad, Andhra Pradesh
Ms B Rohini	Hyderabad, Andhra Pradesh
Ms Shabana Begum	Hyderabad, Andhra Pradesh
Ms P Kavitha	Hyderabad, Andhra Pradesh

Ms K Bhavani
Ms D Bhavani
Ms M Ramya
Ms P Balamani
Ms J Anjamma
Ms Kavya
Ms M Rama
Ms M Rekha
Ms Mahalakshmi
Ms P Lakshmi Tirupatamma
Ms Jhansi Lakshmi
Ms Bhavana Sri
Ms K Swapna
Ms N Vasanthi
Ms Debi Prasad Sahu
Ms Banabasini Naik
Ms Sumitra Rout
Ms Chinmayee Ojha
Ms Bishnu Priya Das

Hyderabad, Andhra Pradesh
Hyderabad, Andhra Pradesh
Hyderabad, Andhra Pradesh
Hyderabad, Andhra Pradesh
Hyderabad, Andhra Pradesh
Nellore, Andhra Pradesh
Warangal, Andhra Pradesh
Warangal, Andhra Pradesh
Amalapuram, Andhra Pradesh
Karamchedu, Andhra Pradesh
Vijayawada, Andhra Pradesh
Vijayawada, Andhra Pradesh
Bhuvangiri, Andhra Pradesh
Visakhapatnam, Andhra Pradesh
Baharampur, West Bengal
Jajpur, Odisha
Jajpur, Odisha
Jajpur, Odisha
Kendrapada, Odisha

Ms Bhagya Lakshmi	Kendrapada, Odisha
Ms Gayatri Sathapthy	Kendrapada, Odisha
Ms Anupama Swain	Kendrapada, Odisha
Ms Madhusmita Sahoo	Kendrapada, Odisha
Ms Biswabandita Swain	Cuttack, Odisha
Ms Pravathee Sethy	Cuttack, Odisha
Ms Subhrajit Patra	Cuttack, Odisha
Ms Pushpanjali Behra	Bhubaneswar, Odisha
Ms Tapaswani Mohapatra	Bhubaneswar, Odisha
Ms Dushmana Naik	Bhubaneswar, Odisha

OT Assistants

12 months

Mr K Shanmukha	Bellary, Karnataka
Mr Lakshmi Narayana	Bellary, Karnataka
Mr G Narendra	Vijayawada, Andhra Pradesh

OT Technicians

Visakhapatnam

3 months

Ms Rumu Devi	Tejpur, Assam
Ms Krishna Borah	Tejpur, Assam
Mr Mohan	Bidar, Karnataka
Mr Joshua	Bidar, Karnataka
Mr Prakash	Bidar, Karnataka

Observership (2-4 weeks)

Mr Dibsha Jyoti	Tejpur, Assam	Biomedical Training
Mr Mukul Borah	Tejpur, Assam	Biomedical Training
Mr Tulasi Prasad Chuoaal	Hetauda, Nepal	Administration
Mr Sudhir Shrestha	Hetauda, Nepal	Administration
Ms Noorjahan Islam	Dhaka, Bangladesh	Nursing
Ms Parkion Akhter	Dhaka, Bangladesh	Nursing

Eye Banking

Eye Bank Technicians (3 months)

Ms K Swarnalatha	Srikakulam, Andhra Pradesh
Mr K V S Ganesh	Kakinada, Andhra Pradesh
Mr Mangi Venkataswamy	Toodukurthy, Andhra Pradesh
Mr M Veerababu	Yanam, Andhra Pradesh
Mr Karchalla Krishna	Hyderabad, Andhra Pradesh
Ms K Anuradha	Proddutur, Andhra Pradesh
Mr Himanshu Jain	Indore, Madhya Pradesh
Ms Maya Gyanchandani	Bhopal, Madhya Pradesh
Mr Prasad Basara	Mumbai, Maharashtra
Mr Satya Ranjan Rout	Bhubaneswar, Odisha
Ms Gayatri Naik	Bhubaneswar, Odisha
Mr C K Robin	Angamaly, Kerala
Mr Rijo Rappai	Angamaly, Kerala
Ms Manjula M Karadudari	Hubli, Karnataka
Mr Matu Singh	Jaipur, Rajasthan
Mr Jayveer Singh	Jaipur, Rajasthan
Mr Md Misbahul Hoda	Saudi Arabia

Eye Donation Counsellors (2½ weeks)

Mr Saurabh Biswas	Seattle, WA, USA
Ms Mridhula Singh	Seattle, WA, USA
Mr Yogesh Jadhav	Seattle, WA, USA
Mr Derje Legassey	Ethiopia
Ms Sujatha Ch	Visakhapatnam, Andhra Pradesh
Mr Kishore Ch	Visakhapatnam, Andhra Pradesh
Mr Srikanth	Visakhapatnam, Andhra Pradesh
Mr P Sateesh	Visakhapatnam, Andhra Pradesh
Mr Radhakrishna	Visakhapatnam, Andhra Pradesh
Mr Ashok	Hyderabad, Andhra Pradesh
Ms Renuka	Hyderabad, Andhra Pradesh
Mr Sanjay Kumar	Hyderabad, Andhra Pradesh
Ms Devi Buddanola	Hyderabad, Andhra Pradesh
Mr Venugopala Rao	Hyderabad, Andhra Pradesh
Mr Srinivasulu Reddy	Proddutur, Andhra Pradesh
Mr Kunwar Singh	New Delhi

Mr Ranjeet Kumar Raman	New Delhi
Mr Sombir	New Delhi
Mr Amith Haldar	New Delhi
Mr Anil Kumar Goure	Indore, Madhya Pradesh
Mr Bijay Bal	Bhubaneswar, Odisha
Mr Himadri Chakraborty	Kolkata, West Bengal
Mr Matu Singh	Jaipur, Rajasthan
Mr Vikram Singh	Jaipur, Rajasthan
Mr Kuldeep Singh	Jaipur, Rajasthan
Ms Urmila Prabhune	Pune, Maharashtra
Ms Neha Therwadhar	Mumbai, Maharashtra
Mr Johnny Raphel	Angamaly, Kerala
Mr Rijo Rappai	Angamaly, Kerala
Ms Anila Thomas	Angamaly, Kerala

Eye Bank Observers/Managers (1 week)

Ms Martha Haile Mariam	Ethiopia
Ms Lem Lem Ayele	Ethiopia
Dr Tran Thi Thu Ha	Vietnam
Dr Vi Thi Tue Khanh	Vietnam
Dr Parul Singh	Haldwani, Uttarakhand
Dr N H Patel	Ujjain, Madhya Pradesh
Dr Penumala Vishwamitra	Visakhapatnam, Andhra Pradesh
Mr Hari Prasad	Kurnool, Andhra Pradesh
Ms Vayduriam	Kurnool, Andhra Pradesh
Ms Sreedevi	Kurnool, Andhra Pradesh
Dr Sindu Suleka	Warangal, Andhra Pradesh
Dr V Sree Kumar	Warangal, Andhra Pradesh
Ms K Padmaja	Warangal, Andhra Pradesh
Ms Lalitha	Warangal, Andhra Pradesh
Ms E Sridevi	Warangal, Andhra Pradesh
Ms Rajyalakshmi	Warangal, Andhra Pradesh
Ms M Sailaja	Vijayawada, Andhra Pradesh
Ms Shamivul Begum	Vijayawada, Andhra Pradesh
Mr Chandra Sekhar	Vijayawada, Andhra Pradesh
Ms Mani	Vijayawada, Andhra Pradesh

Community Eye Health & Community Based Rehabilitation

Master's in Community Eye Health (1 year)

Mr Azuwan Bin Musa	International Islamic University, Kuantan, Malaysia
Ms Fatma Jama Omar	Ministry of Health, Zanzibar, Tanzania
Mr Narasimha Chary	AP Right to Sight Society, Hyderabad, Andhra Pradesh
Mr Ramakrishna M	AP Right to Sight Society, Hyderabad, Andhra Pradesh

Diploma in Eye Health Management (1 year)

Ms Swarna Prava Samal	LVPEI, Bhubaneswar, Odisha	Mr Siva Krishna K	West Godavari, Andhra Pradesh
Ms Kirteemayee Roul	LVPEI, Bhubaneswar, Odisha	Mr Ramesh V	Adilabad, Andhra Pradesh
Ms Shaik Shaheda	Guntur, Andhra Pradesh	Mr Sandeep Rao Dayal	Adilabad, Andhra Pradesh
Ms Chaitanya Voleti	Guntur, Andhra Pradesh	Mr M Ram Babu	LVPEI, Hyderabad
Ms Janeela Surampalli	Khammam, Andhra Pradesh	Mr D Raju	LVPEI, Hyderabad
Mr Ramesh Daggumati	Prakasam, Andhra Pradesh	Mr A Venkat Rao	LVPEI, Hyderabad

Diploma in Community Eye Health (6 months)

(AP Right To Sight Society, Hyderabad)

Mr Y Mahendra Chary	Community Health Nutritional Office, Medak, Andhra Pradesh
Mr K Ramesh	Community Health Nutritional Office, Medak, Andhra Pradesh
Mr K Raghunandan	Community Health Nutritional Office, Nizamabad, Andhra Pradesh
Mr Ananta Kalita	Chandra Prabha Eye Hospital, Jorhat, Assam
Mr Gourav Kumar Saxena	C L Gupta Eye Institute, Moradabad, Uttar Pradesh
Ms Nur Sabrina Binti Subri	Selangor, Malaysia (2 weeks)

Certificate Course in Program Management and Evaluation (2 weeks)

Mr Nawaraj Chaulagani	Tilganga Eye Centre, Kathmandu, Nepal
Mr Thomson Chacko	Assumption Hospital, Kanjirappuzha, Kerala
Mr Puttraj B Ballurkar	Velemegna Good News Society, Bidar, Karnataka
Mr Vinod Kumar	MDS Rotary Eye Hospital, Kullu, Himachal Pradesh
Mr Kamal Dave	Alakh Nayan Mandir, Udaipur, Rajasthan
Mr Ravi Srivastava	C L Gupta Eye Institute, Moradabad, Uttar Pradesh
Mr Jinson Thomas	St Joseph's Hospital, Kothamangalam, Kerala
Mr Pari Naidu Parisarla	Arogyavaram Eye Hospital, Sompeta, Srikakulam, Andhra Pradesh
Mr Srinivas Mamidipally	St Gregorius Balagram Eye Hospital, Yacharam, Ranga Reddy district, Andhra Pradesh
Mr Arvind Babu	Operation Eyesight Universal, India
Mrs Retty George	Operation Eyesight Universal, India

Community Eye Care and Community Based Rehabilitation (1 month)

Mr George Wesley	Christian Hospital, Chhatarpur, Madhya Pradesh	Project Assistant
------------------	--	-------------------

Internship in Public Health

Ms Alexandra Mcmanus	McGill University, Canada	4 months
Ms Monica Townsend	University of Notre Dame, USA	2 ½ months
Ms Niharika Monala	Birla Institute of Technology & Science, Pilani	2 months
Ms Vimala Raghavendran	Wharton School of the University of Pennsylvania, USA	1 ½ months
Mr Reed Van Garden	Wharton School of the University of Pennsylvania, USA	1 ½ months
Ms Vidya Vasudevan	Stanford Graduate School of Business, USA	1 month
Mr Rohit Thummalaipalli	Yale University, USA	1 month
Ms Quang Tran	Stanford Graduate School of Business, USA	1 month

Community Based Rehabilitation Training Program (1 month)

Bhosle Gopal Rao Patel Eye Centre, Mudhol, Adilabad district

Mr Babu Rao Sonkamble	Mudhol	Ms Neela Chatla	Navipet
-----------------------	--------	-----------------	---------

Kuchukulla Ramachandra Reddy Eye Centre, Thoodukurthy, Mahaboobnagar district

Ms Navya Kongari	Yandabetla	Mr Venkataiah Komara	Peddakothapally
------------------	------------	----------------------	-----------------

Venkata Lakshmi Eye Centre, Karamchedu, Prakasam district

Ms Rojarani Telagathoti	Yaddanapudi	Mr Madhava Rao Chandawada	Chirala
-------------------------	-------------	---------------------------	---------

Seshanna Chennawar Eye Centre, Adilabad, Adilabad district

Mr Santosh Meshram	Jainath	Mr Vilas Lokhande	Gudihathnoor
Mr Rakesh Mukkera	Jainath		

Siloam Eye Centre, Madanapalle, Chittoor district

Mr B Subbanarsaiah	Madanapalli		
--------------------	-------------	--	--

Swarna Bharat Eye Centre, Venkatachalam, Nellore district

Mr Chengaiah	Nellore	Mr Ramesh Vidavaluru	Nellore
--------------	---------	----------------------	---------

Sudhakar & Sreekanth Ravi Eye Centre, Markapuram, Prakasam district

Ms Sharadha Chitya	Markapuram	Mr Sayed Abdul Razack	Markapuram
Ms Atchamma Dammu	Markapuram	Mr P Anjaneyulu	Markapuram
Mr S Nagaraju	Markapuram		

Sudhakar & Sreekanth Ravi Eye Centre, Kandukuru, Prakasam district

Mr Bhanuchandar Kommu	Tangutur	Ms Suvarna Manikyamma Kuraganti	Singarayakonda
Ms Mudavali Jangili	Kandukuru		

Nava Bharat Eye Centre, Paloncha, Khammam district

Ms Samrajyam	Paloncha	Ms Aruna Punyabaina	Paloncha
Ms Sunila Gadasari	Paloncha	Ms S Suneetha	Paloncha
Mr Ajay Nagendra Kumar T	Kothagudem		

Kode Venkatadri Chowdary Campus, Vijayawada

Ms Sunitha J	Penamaluru	Mr Naga Nandeswar Rao Gokapai	Kankipadu
Mr Praveen Kumar Golukonda	Penamaluru	Ms Shanthi Maheswara	Vijayawada

Secondary centre under construction, Bellary, Karnataka (6 months)

Mr K Shanmukha	Bellary	Mr Eranna B	Kurnool
Mr Lakshmi Narayana Reddy T	Siruguppa	Mr Manikanta K	Gangavathi

City Centre, Madhapur, Hyderabad (4 days)

Ms Malleswari K	Hyderabad	Ms Dhana Lakshmi G	Hyderabad
Ms Renuka K	Hyderabad	Ms Padma Kothapally	Hyderabad

Hospital Team Training Program (1 year)**Tejpur Eye Hospital, Assam**

Mr Mukul Borah	Eye Care Manager
Mr Dibya Jyoti Kalita	Maintenance & Bio-Medical Technician
Ms Renu Devi	OT Nurse
Ms Krishna Borah	OT Nurse
Mr Bapdhan Kalita	OT Technician

Orientation Program for Field Staff (2 days)

(Sponsored by Luxottica India Eyewear Pvt Ltd, Gurgaon, Haryana)

Mr L Ramkrishna	Ms Bharti Gupta	Mr Supreet Singh Arora	Mr Vishal S Limbuwala
Mr Yogesh Singh	Mr Saurabh Gupta	Ms Anjali Rai	Mr Diwakar Joshi
Mr Shogy Anto K	Mr Anil Agarwal	Mr Shantanu Misra	Mr Ajay Tuli
Mr Deepak Tiku	Ms Mini Paul	Mr Mukesh Sharma	Mr Ganesh H Pawar
Mr Sachin Verma	Mr Anil Dave	Mr Ashutosh Sharma	Mr Manoj Mohanty
Mr Rajan Handa	Mr Jacob Joseph Kandathil	Ms Smita Singla	

Central Audio-Visual Unit

This year several national awards for videos produced by L V Prasad Eye Institute were won by our faculty and fellows. They were Dr Tarjani Dave, Dr Milind Naik, Dr Sirisha Senthil, Dr PM Fairouz, Dr Kruti Mody, Dr Santosh Honavar, Dr Pradeep Reddy, Dr A K Mandal, Dr Samir Mohapatra, Dr Suryasnata Rath, Dr Amit Gupta and Dr Muralidhar Ramappa.

The Bharat Petroleum Corporation Limited CSR grant for 2010-2012 was fully utilized by CAVU for picture books, coloring books and crayons for children with retinoblastoma, who received chemotherapy at Hyderabad campus.

(Details in Honors & Awards, pages 20-22)

Videos Edited (surgical) – 987; Videos Produced (with narration) – 35


- The differential diagnosis of Descemet's tears (Haab Striae) and surgical outcome of infantile glaucoma presented with acute corneal hydrops – Anil K Mandal, Pradeep Reddy
- Refractory congenital glaucomas – Sirisha Senthil, Chandrasekhar Garudadri
- Rectifying calibration error of the Goldmann applanation tonometer – Nikhil Chaudhari, Chandrasekhar Garudadri
- Congenital glaucoma: A learner's perspective – Aparna Rao
- Management of coloboma cataract – Sunita Chaurasia, Muralidhar Ramappa
- Infantile infectious keratitis: A systematic approach – Jatin Naresh Ashar, Muralidhar Ramappa
- Topical anaesthesia strabismus surgery – Ramesh Kekunnaya, Sumit Monga, Virender Sachdeva, Amit Gupta
- Orbital decompression made simple – Tarjani Dave, Milind Naik
- Fat and facts: dermis fat graft, an autologous orbital implant – PM Fairouz, Santosh G Honavar
- Repair of an orbital floor fracture – bridge or wedge – PM Fairouz, Santosh G Honavar
- Descemet's Stripping Endothelial Keratoplasty (DSEK) in children – Muralidhar Ramappa, Jatin Ashar
- Management of sandwich LASIK free flap following a double pass of a microkeratome – C Jagadeesh Reddy, Pravin Krishna Vaddavalli
- Cell-based therapy for ocular surface reconstruction – C Jagadeesh Reddy, Sayan Basu, V S Sangwan
- The whole and soul of closing the hole: Managing corneal perforations – Merle Fernandes
- EX-PRESS implant assisted guarded filtration procedure – Sirisha Senthil, Paaraj Dave
- Eye donation – RIEB and BITS Pilani students, Raghav and Akhil
- Eye donation – CAVU
- Unplanned vitrectomy during cataract surgery: anticipating, identifying and strategizing for surprises – Archana Singh, Muralidhar Ramappa
- Surgical management of persistent fetal vasculature syndrome – Sumit Monga, Subhadra Jalali, Vivek Dave
- Pearls in the management of glaucoma in microspherophakia – Arpita Basia, Sirisha Senthil
- 23 gauge vitrectomy with chandelier illumination – Raja Narayanan, Chinmaya Sahu, Mudit Tyagi
- Eye-PEP 2011 Icon Dr S S Badrinath – Padmaja Rani Kumari
- Eye-PEP 2011 Video: I have a dream – Santosh G Honavar, P M Fairouz
- Self-linking nasolacrimal duct stent in external dacryocystorhinostomy – Javed Ali, Tarjani Dave
- Mullerectomy for the management of mild ptosis – Milind Naik, Tarjani Dave, Aditi Pujari
- Trabeculectomy in a uveitic eye – Nikhil Chaudhari
- Endoilluminator-assisted cataract surgery – Mukesh Taneja
- Doctor, why can't my child see? Evaluation of the visually inattentive child – Sumit Monga
- Ligneous conjunctivitis in a child – Kruti Mody, Santosh G Honavar
- Management of strabismus in myopia – Niranjan Pehere
- Post-enucleation custom ocular prosthesis for retinoblastoma – Nusrat Changal, Javed Ali
- Surgical technique of ocular surface squamous neoplasia: Cut, freeze & paste! – Samir Mohapatra, Suryasnata Rath
- Eye care in glaucoma (Patient information video in English) – Sirisha Senthil



Ms Shobha Mocherla, Head, Central Audio-Visual Unit, speaks to Dr Joseph Frucht-Pery at the LVPEI stall at "Cornea Unplugged – The Way Forward" meeting, March 3-4, 2012



The institute stall displaying videos and LVPEI brochures at the VI Asia-Pacific Vitreo-Retina Society (APVRS) Congress, December 1-3, 2011, with staff from audio-visual, communications, and education departments



Eye Research

Prof Brien Holden Eye Research Centre

- ▶ Champalimaud Translational Centre for Eye Research
- ▶ Kallam Anji Reddy Molecular Genetics Laboratory
- ▶ Sudhakar & Sreekanth Ravi Stem Cell Biology Laboratory
- ▶ Jhaveri Microbiology Centre & Saroja A Rao Immunology Laboratory
- ▶ Biochemistry Laboratory
- ▶ Ophthalmic Pathology Laboratory
- ▶ Clinical Research
- ▶ Visual Optics and Psychophysics Laboratory

Hyderabad Eye Research Foundation (HERF) is the research arm of L V Prasad Eye Institute and a not-for-profit trust, recognized by the Department of Scientific and Industrial Research (DSIR) of the Government of India as a Scientific and Industrial Research Organization (SIRO). This allows it to compete for and obtain research grants from various Indian, as well as international, research agencies. Research at HERF encompasses a variety of themes, namely basic, translational, and clinical. In addition, it is engaged in research in the area of visual neurosciences, public health research with focus on epidemiology and health economics, and research into methods of empowering people with irreversible blindness, such as by providing low vision devices and imparting rehabilitation skills. It is also studying the microbiology of eye infections in ophthalmic pathology. In the area of translational biology, particular

mention must be made of the use of stem cell technology to treat certain eye disorders, an area in which L V Prasad Eye Institute has taken remarkable leadership.

Developments during the year

While work has gone on smoothly, there have been some new developments during the course of the year. One of them has to do with the cross-modal sensitization of children who are born blind, both during their period of blindness and after they have been helped to recover their vision (particularly in the case of children with congenital cataract). This element of the plasticity of the brain and the visual system is of immense interest, given the fact that a large number of children in India are congenitally blind and could be offered some level of vision

restoration. We have also continued to work in the area of the development of vision in infants – eye movements, coordination and binocular vision. Apart from Dr Shrikant Bharadwaj, we have also added Dr Naveen Challa, with particular interest in the electrophysiology of the visual system.

We have applied to the Department of Biotechnology to expand our existing program into a Centre of Excellence in eye care. This would allow us to initiate dream projects such as genetic epidemiology of eye diseases, gene therapy work, and stem cell therapy in chosen areas of retinal blindness.

Support and Recognition

HERF has been receiving competitive grants from the Department of Biotechnology (DBT), Department of Science and Technology (DST), Council of Scientific & Industrial Research (CSIR), and the Indian Council of Medical Research (ICMR) – all from India, and from the Champalimaud Foundation, Portugal, International Atomic Energy Agency (IAEA), Switzerland, as well as the National Eye Institute (NEI, National Institutes of Health), USA.

Likewise, collaborative research has been initiated with colleagues in Australia, Canada, Japan, Brazil and Tunisia through the DBT-sponsored bilateral Indo-Australian and Indo-Canadian programs and the DST-sponsored Indo-Japan, Indo-Tunisian and Indo-Brazilian programs. In addition, HERF is one of the four pillars of the multinational research and development group called Vision Cooperative Research Centre (operating from Sydney, Australia), and conducts research on its behalf on a series of clinical studies, such as antibacterial contact lenses and corneal onlays. Most recently, LVPEI has teamed up with Abbott Medical Optics, Netherlands, on a joint project to understand how well the peripheral retina can support vision in AMD patients.

The Institute is recognized as an external research centre by the University of Hyderabad, Hyderabad; Birla Institute of Technology & Science (BITS), Pilani; and the University of New South Wales, Sydney, Australia. This enables research scholars from LVPEI to register with, and obtain their PhD degrees from, these universities.

Collaborative research has also been forged with colleagues at the Centre for Cellular & Molecular Biology (CCMB), Centre for DNA Fingerprinting & Diagnostics (CDFD), and the University of Hyderabad – all in Hyderabad, at the Indian Institute of Science, Bengaluru, and the National Institute of Biomedical Genomics, Kalyani, West Bengal. These have allowed researchers at LVPEI to access state-of-the-art equipment and sophisticated facilities at these institutions.

Clinical Research

LVPEI's multidisciplinary clinical research is of international standards and is sponsored by Indian funding agencies and multinational companies from USA and France. The group conducts not only intramural clinical research, but also participates in multicenter clinical trials. Each clinical research project and trial goes through a rigorous examination by an independent Institutional Review Board (IRB), for its scientific and ethical aspects and only those that are approved are taken up. A list of clinical research projects currently being conducted at HERF is given later in the section.

Champalimaud Translational Centre

The Champalimaud Translational Centre for Eye Research was set up at LVPEI in January 2008. The Champalimaud Foundation, based in Lisbon, Portugal, was set up on the bequest of the late Portuguese entrepreneur and philanthropist, António de Sommer Champalimaud. The Foundation has a long-term commitment to support medical research, in particular neurology, oncology and the vision sciences. The Champalimaud Foundation and L V Prasad Eye Institute have agreed on the development of a vast program of translational research, through the establishment of the Champalimaud Translational Centre for Eye Research or C-TRACER.

Research at C-TRACER focuses on the following areas:

- Advanced molecular and functional genomics;
- Research and therapy through the utilisation of stem cells in vision-related illnesses;
- Translational research utilising existing and novel clinical methodologies for furthering the knowledge of vision in ways that can be readily applied to patients;
- Exchange programs involving scientists chosen by LVPEI and the Champalimaud Foundation;
- Introduction of capacity building programs for developing Lusophone countries such as Mozambique, Angola, Timor and others; and
- The organization of the Antonio Champalimaud Symposium on January 30th every year in which leaders in ophthalmology from across the world, as well as distinguished scientists from India, are invited to lecture.

Fifth Annual Champalimaud Research Symposium

The fifth Annual Champalimaud Research Symposium was held on 30th January 2012. Unlike the previous years, this was a full one-day symposium with about a dozen speakers. The keynote oration should have been given by Prof Clare Gilbert but, due to a last minute medical problem, she could not come. Invited lectures were presented by: Dr Alok Srivastava, Prof Jacob Pe'er, Prof Brigitte Roeder, Prof Jose Cunha-Vaz, Prof Clifton M Schor, Prof D Chatterji, Prof Shubha Tole, Prof R Belfort, Prof PP Majumder, Prof Joaquim Murta and Prof Jim Funderburgh. In addition, our own colleagues also updated the audience on all the developments during the course of the year.



Hyderabad Eye Research Foundation

Institutional Review Board

Chair

Justice T N C Rangarajan

Former Judge, High Courts of Madras and Andhra Pradesh
Hyderabad

Member Secretary

Dr Harsha B L Rao

Ophthalmologist, L V Prasad Eye Institute
Hyderabad

Members

Dr Padmaja Kumari Rani

Ophthalmologist, L V Prasad Eye Institute
Hyderabad

Dr Subhabrata Chakrabarti

Scientist, L V Prasad Eye Institute
Hyderabad

Dr Usha Raman

Associate Professor
University of Hyderabad
Hyderabad

Ms Gayathri Ramachandran

Retired IAS officer
Hyderabad

Dr B R Shamanna

Public Health Specialist
Hyderabad

Dr Nuzhat Aziz

Obstetrician, Fernandez Hospital Pvt Ltd
Hyderabad

Mr Paul N Balasundaram

Starfish India Partnerships
Hyderabad

Institutional Committee for Stem Cell Research and Therapy

Chair

Justice T N C Rangarajan

Former Judge, High Courts of Madras and Andhra Pradesh
Hyderabad

Member Secretary

Dr Harsha BL Rao

Ophthalmologist
L V Prasad Eye Institute
Hyderabad

Members

Dr Alka Sharma

Joint Director, Department of Biotechnology
New Delhi

Prof B S Ramakrishna

Head, Department of Medical Gastroenterology
Christian Medical College
Vellore

Dr Satish Kumar

Centre for Cellular & Molecular Biology
Hyderabad

Prof D Balasubramanian

Director of Research
L V Prasad Eye Institute
Hyderabad

Research Advisory Board

Chair

Prof Dipankar Chatterji

Scientist, Indian Institute of Science
Bengaluru

Members

Prof Anuradha Lohia

Professor, Bose Institute
Kolkata

Dr Ghanshyam Swarup

Scientist, Centre for Cellular & Molecular Biology
Hyderabad

Prof D Balasubramanian

Director of Research, L V Prasad Eye Institute
Hyderabad

Plus scientist members of Hyderabad Eye Research Foundation Board

Research Projects

Program Support on translational research on eye diseases

Investigators: D Balasubramanian, Chitra Kannabiran, Geeta K Vemuganti, Subhabrata Chakrabarti, Inderjeet Kaur

Support: Department of Biotechnology, India (Program Support Grant)

Of India's 15 million blind people, 10 million are blind due to cataract, 1.2 million due to uncorrected refractive errors, and another 1.0 million due to eye infections. All these conditions are easily managed through effective national-level programs since ready and effective solutions are available, and no new research is needed. But the rest of the blindness burden is due to corneal dystrophies, glaucoma, retinal disorders and other inherited problems, where basic research and its application and translation are needed urgently. Fortunately, the status of research in these areas in India is of the same level and quality as anywhere else in the world, and the connection between basic researchers and clinicians is good and mutually productive, particularly in ophthalmology. We need to take advantage of this combination; hence, the need for translational research on eye diseases. Our R&D projects under the Program Support Grant are:

Focal Theme 1: Stem Cell Biology and Therapy

Project A: Establishment of a centre for translational research in stem cells

Focal Theme 2: Molecular genetics of ocular diseases

Project B: Translational research in the genetics of retinal diseases

Project C: Molecular genetic study of retinopathy of prematurity

Project D: Identifying candidate genes associated with raised intraocular pressure in primary open angle glaucoma

Project E: Molecular phenotyping of genetic mutations leading to eye disorders – functional studies on the disorder associated proteins

Based on our progress during the 5-year period of "Program Support", DBT has asked us to enlarge our program and apply for a Centre of Excellence in Eye Research.

Kallam Anji Reddy Molecular Genetics Laboratory Champalimaud Translational Centre for Eye Research (C-TRACER)

Genomics of retinopathy of prematurity (ROP) and familial exudative vitreoretinopathy (FEVR)

Investigators: Inderjeet Kaur, Ganeswar Rao Musada, Sonika Rathi, Subhadra Jalali, Padmaja K Rani, Subhabrata Chakrabarti

Support: Department of Biotechnology, India

Retinopathy of prematurity (ROP) is a complex disorder leading to blindness in premature children. In order to understand the underlying genetic etiology contributing to this complex disorder, a comprehensive genetic analysis of candidate genes involved in the development of early retinal vasculature and angiogenesis by customized genotyping and resequencing was done. The study revealed the association of some complement-mediated genes involved in angiogenesis with ROP susceptibility. Additionally, the vitreous humor levels of growth factors and the angiogenesis-related genes were assessed by the multiplex bead array method to assess the concordance between the protein expression and genetic association data. Currently, the data is being checked in patients with different stages of ROP. Candidate gene screenings on cases of familial exudative vitreoretinopathy (FEVR) revealed some novel mutations and are currently being correlated with the disease presentation.

Genetic and phenotypic comparison of primary congenital glaucoma in India and Brazil

Investigators: Subhabrata Chakrabarti, Anil K Mandal, Ivan M Tavares,¹ Jose P C Vasconcellos,² Monica Mello²

Support: Department of Science and Technology, India (Indo-Brazil collaborative program)

CYP11B-associated primary congenital glaucoma (PCG) results in irreversible blindness in children worldwide. While the estimates of mutation frequencies vary widely across populations, there are subtle commonalities with respect to the prevalent mutation among different populations that occurs on

a uniform haplotype background. Based on this hypothesis, we analyzed the similarities and dissimilarities in the genetic basis of PCG patients and further deciphered the genotype-phenotype correlation for a given mutation in these populations.

Central India Eye and Medical Diseases Study

Investigators: Subhabrata Chakrabarti, Jonas Jost,³ Vinay Nangia,⁴ Kollu N Rao, Inderjeet Kaur, Meha Kabra

Support: University of Heidelberg, Germany

The Central India Eye and Medical Diseases Study (CIEMS) is a clinical and population genomic study in a rural central Indian region (Nagpur) on 5000 individuals over 40 years of age. It aims to dissect the underlying clinical and genetic mechanisms in various ocular and other systemic diseases in order to understand their prevalence and etiology. Recently, we have analyzed the genetic risk factors for early AMD in this cohort by direct sequencing and have identified the role of common variants in the disease. The clinical and genetic risk factors in other ocular traits are being characterized through next-generation sequencing, which will be followed up with genotype-phenotype correlation and gene-environment interactions to devise means for predictive testing.

Genetic comparison of primary congenital glaucoma in India and Tunisia – understanding the possible founder effects

Investigators: Subhabrata Chakrabarti, Anil K Mandal, Guemira Fethi,⁵ E A Mhd Ali,⁶ Douik Hayet,⁶ G Abderraouf,⁷ Harzallah Latifa,⁷ Jihene Bouassida⁷

Support: Department of Science and Technology, India (Indo-Tunisia collaborative program)

Primary congenital glaucoma (PCG), attributed to mutations in the CYP11B gene, affects different populations worldwide.

¹Vision Institute, Federal University of Sao Paulo, Brazil ♦ ²Campinas State University, Sao Paulo, Brazil ♦ ³University of Heidelberg, Mannheim, Germany ♦ ⁴Suraj Eye Institute, Nagpur ♦ ⁵Institut Salah Azaiz, Tunis, Tunisia ♦ ⁶Service d'Ophthalmologie, Habib Thameur Hospital, Tunis, Tunisia ♦ ⁷Service de Biologie Clinique, Institut Salah Azaiz, Tunis, Tunisia

These mutations exhibit a strong geographical clustering, based on a uniform haplotype background, as evidenced from the mutation spectrum among PCG patients in Morocco, Saudi Arabia and India. So far, there are no reports on the genetics of PCG in Tunisia. In the present study, we have stipulated that a specific mutation G61E among Tunisian patients may have a strong founder effect, as seen in Saudi Arabians. The current analysis addressed the similarities and dissimilarities in the genetic basis of PCG in Tunisia and India along with their origin and migration. We also established the founder effect for the G61E mutation and its genetic and clinical diversification worldwide.

A genome-wide association study in PCG

Investigators: Subhabrata Chakrabarti, Sriparna Ganguly,¹ Inderjeet Kaur, Anil K Mandal, Partha P Majumder¹

Support: Indo-Australia Biotechnology Fund, Department of Biotechnology, India

In continuation of our ongoing genetics work in PCG, the present study was based on identifying the uncharacterized genes in PCG through GWAS, using the 1.8 million SNP Affymetrix array and delineating large regions of homozygosity, based on shared haplotypes. The cohort comprised PCG cases that did not harbour *CYP11B1* and *LTBP2* mutations and controls. The data obtained from GWAS, combined with the analysis of large regions of homozygosity, revealed a few novel genes that are currently being characterized by targeted sequencing to discover the causal mutations in PCG.

Functional genomics of primary open angle glaucoma (POAG)

Investigators: Subhabrata Chakrabarti, Kollu N Rao, Meha Kabra, Saika Siddiqui, Farheen Amman, Anil K Mandal, Sirisha Senthil, Harsha BL Rao, Garudadri Chandra Sekhar, Muralidhara Ramappa, Virender S Sangwan, Rohit C Khanna, Inderjeet Kaur

Support: Department of Biotechnology, India

Based on the refutations of GWAS results in our POAG cohort, we have now based our analyses on two distinct pathways, as indicated through gene expression. Genes involved in the pathways of complement activation and extracellular matrix (ECM) regulations have been screened by customized genotyping microarray and further validated by resequencing. Analysis of aqueous humor of patients by ELISA with specific ECM-associated genotypes/haplotypes exhibited a correlation of the protein levels with the corresponding genotypes. Further validation was carried out using immunohistochemistry to understand their localization in the relevant human tissue. The gene-gene and protein-protein interactions are currently being carried out on these subjects and will be analyzed against the background of their responses to therapy.

Proteomics analysis of tissues fluids involved in ROP, POAG and AMD

Investigators: Inderjeet Kaur, Saika Siddiqui, Sonika Rathi, Subhadra Jalali, Anil K Mandal, Sirisha Senthil, Garudadri Chandra Sekhar, Muralidhara Ramappa, Virender S Sangwan, Rohit C Khanna, Subhabrata Chakrabarti

Support: Department of Biotechnology, India

In an effort to understand the underlying protein biology in ROP, POAG and AMD, tissue fluids such as aqueous and vitreous humor and plasma are being characterized for the presence of potential biomarkers in ROP, POAG and AMD. Our analysis

of the associated candidate proteins by multiplex bead ELISA assay revealed the overexpression of certain proteins in these diseases that may have a pathological outcome. These results are currently being validated by another technique. Further work in this area will involve characterizing of novel proteins by 2D gelelectrophoresis and MALDI and also through lipidomics.

Genetic susceptibility to contact lens-related adverse events

Investigators: Subhabrata Chakrabarti, Nagaraju Konda,² Nerida Cole,² Inderjeet Kaur, Mark Willcox²

Support: Vision CRC, Australia

In order to understand the genetic susceptibility of the host to contact lens-related adverse events, specific immune regulatory genes comprising the interleukins, toll-like receptors and defensins are being analysed by customized genotyping microarray. The idea is to look for specific tag SNPs in the Indian cohort and determine the extent of genetic association. Further functional analysis would be carried out on subjects exhibiting the associated genotype/haplotype to determine the causal risk or protection conferred by these genes.

Molecular mechanism of pathogenesis of glaucoma caused by mutation in optineurin

Investigators: D Balasubramanian, Ghanshyam Swarup,³ Subhabrata Chakrabarti

Support: Department of Biotechnology, India

Optineurin is involved in vesicle trafficking, signal transduction and autophagy. Mutations in optineurin are associated with, *inter alia*, some forms of glaucoma. We examined here the functional defects generated by two common mutations, E50K and H468R. Plasmids expressing optineurin mutants were transfected in the rat retinal ganglion cell line RGC-5. Endocytic trafficking in cells was examined using fluorescently labeled transferrin. Optineurin interacting proteins were identified by yeast two-hybrid assay. Optineurin knockdown was done by using shRNA. NF- κ B activity was measured by using a luciferase reporter. We found that optineurin regulates endocytic trafficking of transferrin receptor to the recycling endosomes. But E50K causes defective endocytic recycling of transferrin receptor due to its altered interactions with Rab8 and transferrin receptor. Over-expression of E50K in RGC-5 induced cell death, mediated by oxidative stress. Over-expression of transferrin receptor, however, protected against E50K-induced cell death. We identified several novel optineurin-interacting proteins including CYLD, a deubiquitinase involved in signal transduction to the transcription factor NF- κ B. Our results show that optineurin is required for CYLD-dependent inhibition of TNF α -induced NF- κ B activation. The mutant, H486R is defective in regulating NF- κ B activation due to its impaired interaction with CYLD. We concluded that the E50K mutant of optineurin causes defective endocytic recycling of transferrin receptor, which contributes to the death of retinal ganglion cells. The H486R mutant is defective in regulating signaling to NF- κ B activation.

Genetics of Lebers Congenital Amaurosis (LCA)

Investigators: Chitra Kannabiran, Rachna Shukla, Subhadra Jalali

Support: Champalimaud Foundation, Portugal, Department of Biotechnology, India

Retinal dystrophies are degenerative disorders of the retinal photoreceptors, resulting in irreversible blindness. They are

¹National Institute of Biomedical Genomics, Kalyani, West Bengal ♦ ²University of New South Wales, Australia ♦ ³Centre for Cellular and Molecular Biology, Hyderabad

caused by single gene defects and are extremely heterogeneous in genetic causation. We are studying the genetics of different types of dystrophies, including congenital forms (LCA) and later-onset forms. Screening of LCA genes GUCY2D, RPE65 and RD3 has been done previously in >100 cases with LCA. Other novel LCA genes are being screened, at present. These studies have revealed novel pathogenic changes in patients. Further studies will help determine the frequency of known LCA gene mutations in Indian patient populations.

Identification of genes causing Retinitis Pigmentosa

Investigators: Chitra Kannabiran, Nishika Sahini, Subhadra Jalali, R Narayanan

Support: Champalimaud Foundation, Portugal, Department of Biotechnology, India

Retinitis pigmentosa is one of the major forms of incurable blindness across the world. It is a genetic disorder that is inherited in different Mendelian, mitochondrial forms and is extremely heterogeneous genetically. We are using homozygosity screening to localize and identify genes responsible for recessive RP. Novel mutations have been identified in various genes that reveal the genetic causes of disease in various families. Further studies are in progress to identify genes for both dominant and recessive RP in Indian families.

Genetics of retinoblastoma

Investigators: Chitra Kannabiran, Vidya Latha Parsam, Md Javed Ali, Santosh Honavar, Geeta Vemuganti¹

Support: Champalimaud Foundation, Portugal

Retinoblastoma, an intraocular malignancy involving the retinal precursor cells, affects children below the age of 5 years. It

is caused by mutations in the *RBI* gene. We have developed an effective screening protocol for retinoblastoma, using the patients' genomic DNA, that can potentially identify the oncogenic mutation in >80% of patients. We have also performed analysis of the *RBI* mRNA in patients to further detect changes that were not detectable in the DNA analysis. Splicing defects were found to be caused by mutations at splice sites and by exonic substitutions.

Molecular analysis of cataract-causing mutants of connexin 50

Investigators: Ghanshyam Swarup,² Madhavi Latha Chalasani,² Madhavi Muppurala,² Chitra Kannabiran, Surya Prakash G Ponnamp

Support: Council of Scientific & Industrial Research, India, Hyderabad Eye Research Foundation

Congenital hereditary cataracts are a genetically heterogeneous group of disorders causing lens opacification and loss of vision in infants and young children. They are inherited as autosomal dominant and recessive forms. We have earlier carried out a molecular genetics study on several families and identified novel mutations in the connexin 50 gene, which encodes the gap junction protein connexin 50 (Cx50). To understand the effects of these mutations further, we cloned the Cx50 mutants into suitable plasmids for expression in cultured cells. Various markers corresponding to different organelles that form the protein transport pathway were immunostained in parallel to check localization of the Cx50 mutants. A frameshift mutant in Cx50, encoding a truncated protein, showed defective localization of the protein with retention within the endoplasmic reticulum. In addition, it appeared to cause disruption of the Golgi and ER exit sites. These observations explain the possible impact of the mutation in the lens.

Sudhakar & Sreekanth Ravi Stem Cell Biology Laboratory Champalimaud Translational Centre for Eye Research (C-TRACER)

Development of a synthetic biodegradable cell carrier membrane for the transplantation of cultured cells or freshly excised autologous tissue (limbal segments or oral mucosa) for diseases of the cornea

Investigators: Virender S Sangwan, D Balasubramanian, Indumathi Mariappan, Sheila Macneil,³ Charanya Ramachandran

Support: Wellcome Trust, United Kingdom

When the outer epithelial layer of the cornea is damaged by chemical or fire burns, vision is compromised. In some cases, stem cell therapy can be used to generate a functional outer corneal layer to offer significant restoration of vision. The human amniotic membrane is currently the most commonly used substrate for culturing and transplanting limbal stem cells. While this procedure is successful, the study investigates whether it is possible to replace the amniotic membrane, so as to avoid viral contamination, shelf life degradation and other potential risks associated with the use of a biological material. A synthetic biodegradable polymer membrane developed by our collaborators at the University of Sheffield promises to be valuable. Our research thus far shows that the polymer scaffold, similar to the human amniotic membrane, supports sufficient cell growth and allows successful transfer of the cultured cells onto the wounded cornea. Our characterization studies point to the presence of a heterogeneous population of cells in these cultures, which include stem cells. If successful, this technology

will provide a safer, affordable, and more accessible alternative to the human amniotic membrane.

An advanced surface for the cell therapy of limbal epithelium for ocular surface disease: Proof of concept and clinical trials

Investigators: Virender Sangwan, Indumathi Mariappan

Support: Indo-Australian Biotechnology Fund, Department of Biotechnology, India

This project aims to produce surface modified therapeutic contact lenses for in vitro culture and delivery of limbal epithelial cells for the treatment of ocular surface diseases. The project also includes a 'proof of concept' clinical trial in order to establish the safety and efficacy of this technique, in comparison to the established technique of corneal epithelial transplantation using human amniotic membrane (hAM) as a culture substrate. Plasma polymer coating technique allows exact control over the film thickness and, with an appropriate chemistry, we anticipate that this technique would offer a better alternative to hAM for culturing limbal epithelial cells and their subsequent delivery on to the corneal surface. In vitro culture and preclinical studies in rabbit models have revealed that the acrylic acid-based plasma polymer coated surfaces of contact lenses could serve as good substrates for human corneal epithelial cell cultures. They also enabled satisfactory

¹University of Hyderabad, Hyderabad ♦ ²Centre for Cellular and Molecular Biology, Hyderabad ♦ ³University of Sheffield, UK

cell transfer onto the rabbit corneal surface. A small pilot study on LSCD patients using limbal cells cultured on plasma polymer coated lenses has been initiated.

Generation of disease specific induced pluripotent stem cells from dermal fibroblasts of patients with retinal dystrophy

Investigators: Indumathi Mariappan, Chitra Kannabiran, Subhadra Jalali, Milind Naik

Support: Department of Biotechnology, India

Retinal dystrophy is a genetic disorder and also an age related disease, resulting in gradual degeneration of the photoreceptors and the RPE cells. Cell replacement therapy offers great promise in treating such diseases. Since an adult human retina does not harbor any stem cells, scientists continue to search for suitable cell sources that can give rise to the retinal cells. Recently, it was shown that adult somatic cells can be reprogrammed to ES-like cells by ectopic expression of certain genes implicated in stemness and pluripotency. These cells were christened as induced pluripotent stem cells (iPSCs). Our group has initiated basic research towards exploring the feasibility of using iPS cells, generated from adult dermal fibroblasts, as the stem cell source for deriving retinal cells. We have derived and characterized four mouse iPS lines and differentiated them to RPE cells. We have also successfully generated several RP patient-specific human iPS lines and are in the process of characterizing them. We have developed a very robust protocol for the differentiation of human pluripotent stem cells into various neural and retinal cell types, including the photoreceptors and RPE cells.

Derivation of retinal neurons from ciliary pigmented epithelium of the human eye

Investigators: Indumathi Mariappan

Support: Department of Science & Technology, India

The ciliary margin zone is known to harbor retinal stem cells in lower vertebrates and plays an active role in the regeneration of the adult retina. Proliferating stem-like cells were also reported in the ciliary-pigmented epithelium (CPE) of higher mammals like the mouse and rat. These CPE cells were shown to differentiate into RPE cells and retinal neurons, including the photoreceptor cells. This study aims to culture and characterize the human ciliary-pigmented epithelium derived retinal stem cells (RSCs), using donor eyeballs collected from the eye bank (after the removal of the corneo-scleral discs for corneal transplantation), as the tissue source and to identify suitable culture conditions for the differentiation of RSCs into different retinal cell types. We have found that a subset of pigmented cells of the CPE layer has retinal progenitor properties and can proliferate in culture. We have established both adherent and sphere cultures of CPE cells and found that their native gene expression signature overlaps with that of the neuro-retina and RPE cells. Work is in progress towards their molecular characterization and differentiation into retinal cell types.

Preservation and use of adult stem cells and the use of biomaterial scaffolds for clinical applications

Investigators: Virender Sangwan, José Domingos dos Santos,¹ D Balasubramanian, Indumathi Mariappan, Livia Santos,¹ Ascensão Lopes,² Ana Colette Mauricio¹

Support: Department of Science & Technology, India

The objectives of this project are: (a) isolation and cryopreservation of stem cells from the eye and bone marrow

of patients in India using the methods developed at Bioskin, Portugal and (b) testing the suitability of biomaterials developed in Portugal (Bonelike®) as culture substrates to grow limbal stem cells in 3-dimensional culture conditions. The methods developed using the expertise of the two partners will hopefully provide a way to “bank” the stem cells and the tissues cultured from them for autologous reuse or for allogeneic transplantations.

Cultivation and characterization of human lacrimal gland cells for potential clinical application for post radiotherapy xerophthalmia

Investigators: Geeta K Vemuganti,³ Santosh G Honavar, Vijay Anand P Reddy⁴

Support: International Atomic Energy Agency, Austria

A dry eye condition, due to the failure of or improper tear fluid secretion by the lacrimal glands, is a serious problem in patients undergoing radiotherapy for the treatment of ocular tumors. To offer cell therapy to treat lacrimal gland dysfunction, our group initiated work on culturing lacrimal gland cells, using tissues that were harvested from patients undergoing exenteration. This was a novel concept that required us to culture lacrimal gland tissues from live patients and also explore the presence of stem-like cells, which would enable us to explore the possibility of cell therapy in these patients. We have now successfully established in vitro lacrimal gland cultures that retain their tissue specific marker expression and the ability to synthesize, as well as secrete, vital tear proteins. We have also shown the presence of stem cells and duct like cells in our established cultures. Our results, which have been published in PLoS ONE, provide evidence that, after proper testing and experimentation, cell therapy for the treatment of dry eye post radiotherapy may be a promising treatment strategy.

Evaluation and characterization of cancer stem cells in retinoblastoma tumor

Investigators: Geeta K Vemuganti,³ Santosh G Honavar, Chitra Kannabiran

Support: Indian Council of Medical Research, India

Recent evidence points to the presence of putative cancer stem cell population in Retinoblastoma (Rb) that are characterized by the size and phenotype of cells, gene expression pattern, metastatic pathways and, to some extent, response to drugs. In continuation of our earlier study where we showed the CSC by flowcytometry, we now looked at gene expression specifically with respect to the role of the Nodal/Activin pathway in Rb, which is known to play a crucial role in the development, neural patterning and maintenance of the undifferentiated state of human embryonic stem cells (hESCs). In Rb tumors, of the 10,457 genes that were deregulated ($p \leq 0.05$ and fold change ≥ 1.5 folds), significant up-regulation of ACVR1C (2.23 fold) and its downstream effector, SMAD3 (2.43 fold) was observed. The ligands for this pathway such as NODAL and TGFB were found to be unregulated and the inhibitor, LEFTY, was unregulated in these tumors. ACVR1C showed higher expression in poorly differentiated tumors as compared to well differentiated tumors. Also, HMGA2 (48.6 fold) and its downstream regulator, LIN28B (2.1 fold), were found to be highly up-regulated in primary tumors. This interim analysis highlights the deregulation of genes involved in nodal signalling such as ACVR1C, SMAD3, LEFTY, etc. This is in concordance with evidence of elevated nodal pathway in highly aggressive gliomas, ovarian, pancreatic tumors, etc. Further functional studies, specifically in the cancer stem cells population in Rb, would improve the understanding

¹Bioskin-Rua Eng, Portugal ♦ ²University of Porto, Portugal ♦ ³University of Hyderabad, Hyderabad ♦ ⁴Apollo Hospitals, Hyderabad

of tumorigenesis and, possibly, pave the way for targeted therapy.

A study of unilateral retinoblastoma with and without histopathologic, high-risk features and the role of adjuvant chemotherapy – a groupwise phase 3 study

Investigators: Santosh G Honavar, Geeta K Vemuganti¹

Support: National Childhood Cancer Foundation, USA

The objectives of the study are:

- To prospectively determine the prevalence of high-risk, histopathologic features such as choroidal involvement, optic nerve invasion, scleral and anterior segment involvement in patients with unilateral retinoblastomas who have undergone enucleation;
- To demonstrate that patients without certain high-risk features can be successfully treated with enucleation alone by estimating the event-free survival (EFS) and overall survival (S), where an event is defined as the occurrence of extraocular or metastatic disease;
- To estimate the event-free survival (EFS) and overall survival (S) in patients with specific high-risk features who are uniformly treated with adjuvant chemotherapy, where an event is defined as the occurrence of extraocular or metastatic disease; and
- To estimate the incidence of toxicities associated with the proposed adjuvant chemotherapy.

Expected outcomes: The event-free survival and overall survival distributions will be estimated for patients with high-risk features (treated with adjuvant chemotherapy) and separately for subjects without high-risk features (treated with

enucleation alone). Toxicities associated with the adjuvant therapy for patients with high-risk features will be descriptively summarized. The study is still in the active recruitment phase.

Indian Council of Medical Research National Retinoblastoma (ICMR) Registry

Investigators: Santosh G Honavar, Vijay Anand P Reddy,² Geeta K Vemuganti,¹ Mohd Javed Ali

Support: Indian Council of Medical Research, India

The study aims to develop a reliable database on retinoblastoma, record the magnitude of the problem, assess the efficacy of the treatment protocol and remission status and study the mortality rate. The project is being done in a prospective fashion. All new patients of Indian nationality diagnosed with retinoblastoma from April 1, 2009, are being registered and their details recorded manually in a proforma designed by ICMR. A data entry operator enters the data in an Excel sheet, which is updated and edited periodically, and sent to the chief investigator at ICMR, Delhi.

Applied value of the project: It is a hospital-based special cancer registry project that will enable researchers and clinicians to understand retinoblastoma and its clinical presentation in the Indian scenario, which is different from that in western literature. The data collected at the end of (proposed) five years across the country will open up new avenues for research, while increasing awareness about any shortcomings in the diagnosis and management of retinoblastoma, thus helping in salvaging more eyes. It will also give an insight into existing referral patterns and survival analysis of retinoblastoma patients.

Visual Optics and Psychophysics Laboratory

Neural control of focusing and eye alignment in the human visual system

Investigators: Shrikant R Bharadwaj, Geeta Sravani

Support: Ramalingaswami Fellowship, Department of Biotechnology, Government of India

Simultaneous clear and single vision in the two eyes is a prerequisite for normal cortical visual development. Numerous animal models and clinical correlations have established that abnormal visual experience during development (e.g., chronic blurred vision or an eye-turn) causes irreversible deficiencies in fundamental visual functions, such as depth and localizing/navigating obstacles in a 3-D environment. Humans control their own postnatal visual experience through focusing and eye-alignment motor responses. The overall goal of this project is to understand how the neural control of these two motor responses is brought about in typically developing infants, children and adults. The questions addressed include the relative weighting of various sensory cues in driving these motor responses, the various neural strategies employed to optimize the performance of these responses, age-related differences in the characteristics of these responses and why these responses break-down in individuals with visual anomalies like lazy eye (amblyopia) and eye-turns (esotropia).

Focusing and eye-alignment responses will be stimulated by placing visual targets at several different distances before the eyes; the ensuing responses will be recorded using non-invasive photorefractometry and eye-tracking techniques. The equipment is

fully calibrated and a research paper has been submitted to the Investigative Ophthalmology and Visual Science (IOVS) journal for publication. The first set of experiments on understanding how the adult visual system handles differences in retinal image quality between the two eyes (anisometropia) has been completed and the manuscript is currently under review with the Journal Vision Research.

Development of a novel cell-phone based technique to measure refractive errors

Investigators: Shrikant R Bharadwaj, Veerendranath Pesala, Ramesh Raskar,³ Vitor Pamplona³

Support: Ramalingaswami Fellowship, Department of Biotechnology, India

Uncorrected refractive errors are the largest cause of avoidable blindness in countries like India. The effectiveness of population-based vision screening programs will be significantly enhanced by employing a rapid, cost-effective and quantitative method for estimating these refractive errors. A novel cell-phone based technique (NETRA – Near Eye-Tool for Refractive Assessment) has been designed by the Camera Culture Group at MIT to meet this requirement and LVPEI is involved in its clinical testing and calibration for use as a screening tool in the community.

The optical set-up of NETRA consists primarily of a microlens array that is retrofitted on a high-resolution cell-phone to display a spatially resolved pattern of red-green lines to the subject. Refractive error is estimated by the patient (with or without

¹University of Hyderabad, Hyderabad ♦ ²Apollo Hospitals, Hyderabad ♦ ³MIT, Cambridge, MA, USA

the aid of a technician) by aligning the red-green patterns using a custom-designed user-interface on the cell-phone. The data gets stored on the cell-phone and can be retrieved using standard data transfer procedures. The results on 30 adults thus far show that the refractive errors estimated by NETRA are within +/- 0.5D of standard clinical refraction measurements, i.e., NETRA performs very closely to standard clinical procedures. This result was presented at the 2011 Association for Research in Vision and Ophthalmology (ARVO) meeting at Fort Lauderdale, Florida, USA. The key to NETRA's success is three-fold: cost-effectiveness, type of cell-phone used and the ease of the user-interface. The projected cost of the optical set-up is a mere \$2 (excluding the cell-phone). Currently, NETRA requires a high-end cell phone with good spatial resolution. The red-green patterns projected in the cell-phone should have a good resolution to support the precise measurement of refractive error. Efforts are under way to make NETRA usable on any regular cell-phone (currently it works only on smart phones with high-resolution displays). The instructions for user-interface are currently in English, hence, efforts are also under way to offer instructions in the local languages.

The impact of refractive surgery on retinal image quality and visual performance

Investigators: Shrikant R Bharadwaj, Samrat Sarkar, Pravin K Vaddavalli, Somasheila Murthy, Bhupesh Bagga

Support: Ramalingaswami Fellowship, Department of Biotechnology, India, Hyderabad Eye Research Foundation

LASER-Assisted In Situ Keratomileusis (LASIK) is a popular option for correcting high refractive errors as it offers freedom from spectacles and contact lenses wear. While the overall refractive power of the eye is effectively modified following surgery, a number of subtle structural changes occur in the eye – primarily cornea – following the surgery. One such change is in the magnitude of the higher-order optical aberrations (HOAs) of the eye. The pattern of change in optical aberrations of the eye after LASIK surgery has not been systematically studied, and the impact of HOAs on monocular and binocular visual performance also remains unknown. This project uses a combination of empirical data collection and computational optics to determine the retinal image quality of the eye. Longitudinal changes in the refractive error and HOAs of the

eye will be mapped systematically after LASIK surgery and the corresponding changes in binocular and monocular visual performance will be assessed.

Determining the optimal refractive end-point of cataract surgery – should all astigmatism be corrected?

Investigators: Shrikant R Bharadwaj, Archana Singh, Veerendranath Pesala, Prashant Garg

Support: Ramalingaswami Fellowship, Department of Biotechnology, India, Hyderabad Eye Research Foundation

The refractive error of the pseudophakic eye can be precisely controlled after modern-day cataract surgery with monofocal intraocular lens (IOL) implantation. Given this ability, the refractive endpoint of cataract surgery could be optimized to suit the visual needs of the pseudophakic patient. Leaving myopic astigmatism uncorrected has been suggested in the past as a strategy for improving near acuity of pseudophakes with monofocal IOL implants. Questions of fundamental clinical importance, however, remain unanswered. Does uncorrected myopic astigmatism improve near acuity of pseudophakes with monofocal IOLs and, if so, what magnitude should be left uncorrected and at what axis? What compromise in distance acuity is to be expected? What is the role of pupils in determining the near-acuity improvement? This study addresses these questions comprehensively by determining the impact of induced astigmatism on the distance and near acuity of otherwise emmetropic pseudophakes. The study also computes retinal image quality with astigmatism and compares these trends to the changes in distance and near acuity.

The first phase of this study is completed and the results will be presented at the 2012 Association for Research in Vision and Ophthalmology (ARVO) meeting at Fort Lauderdale, Florida, USA. The second phase of the study involves understanding the strategy for correcting the fellow eye, if astigmatism has been left uncorrected in the first eye, to optimize near vision. The questions asked include: should the same magnitude and axis of astigmatism be left uncorrected in the fellow eye or should all refractive error be corrected in the fellow eye. If the former strategy is adopted, then how much leeway in the magnitude and axis of astigmatism can be tolerated before visual performance starts to deteriorate?

Ocular Microbiology Service, LVPEI, Bhubaneswar

Ocular infections caused by *Staphylococcus* species: Study of clinico-microbiologic features, virulence markers and genome profile

Investigators: Savitri Sharma, DV Singh¹

Support: Department of Science and Technology, India

Staphylococci are normal flora in the conjunctiva, which also cause a variety of eye infections. This project aims to determine the clinical profile of various ocular infections caused by different species of *Staphylococcus* by identifying *Staphylococcus* species causing ocular infections by phenotypic methods, determining the antibiotic susceptibility of the clinical isolates of staphylococci from ocular infections and normal eyes, determining the virulence factors of the clinical isolates of staphylococci from ocular infections and from normal eyes, performing genetic profiling of methicillin sensitive and resistant *Staphylococcus* species and comparing the clinical, phenotypic and genotypic features of methicillin sensitive and resistant

Staphylococcus species. Sixty staphylococcal isolates from clinical samples and 35 isolates from normal individuals have been characterized phenotypically using the ATB system and their antibiotic susceptibility has been tested by minimum inhibitory concentration of a number of antibiotics. Currently, the isolates are being tested for the presence of *mecA* gene that determines methicillin resistance.

Investigation of epidemic keratoconjunctivitis in Odisha and Andhra Pradesh: Epidemiological profile, clinical spectrum and molecular characterization of causative agents

Investigators: Savitri Sharma, Sujata Das, Srikant K Sahu, Somasheila Murthy, BNR Subudhi²

Support: Department of Biotechnology, India

Epidemic keratoconjunctivitis (EKC) is a worldwide problem causing significant and, sometimes, lasting morbidity. Human adenoviruses (HAdVs) HAdV-D8, -D19, and -D37 are believed

¹Institute of Life Sciences, Bhubaneswar ♦ ²MKCG Medical College, Berhampur, Odisha

to be the most common pathogens causing EKC. It is only recently that another organism has come to be associated with EKC. We observed a seasonal outbreak of Epidemic Keratoconjunctivitis (EKC) that clinically mimicked viral EKC, but was proven to be a microsporidial infection by laboratory investigations. Though EKC is usually caused by adenovirus type 8, 19 and 37, the association of microsporidia with EKC has not been studied so far. In this study, we plan to investigate the seasonal EKC that occurs in Odisha and other parts of the country year after year, and to characterize the adenovirus and microsporidia isolated from the environment as well as from patients with epidemic keratoconjunctivitis. The study will determine the clinical spectrum of the disease in patients and examine the interaction between the two organisms in the environment and in the patients, if any.

A multicentric masked randomized clinical study to assess the efficacy of 1% voriconazole eye drops compared to 5% natamycin eye drops in the treatment of mycotic keratitis

Investigator: Savitri Sharma, Sujata Das, Srikant K Sahu, Prashant Garg, Merle Fernandes

Support: Hyderabad Eye Research Foundation, India

Fungi are responsible for 20-44% of keratitis in India. Currently, fungal infections of the cornea are difficult to eradicate, as fungi often resist treatment. Amphotericin B and the azoles, ketoconazole and fluconazole are generally not very effective against *Fusarium* and *Aspergillus*. When available, natamycin

is a good drug to treat fungal keratitis. However, treatment failures have been reported by several authors and the search for a better broadspectrum antifungal drug for the treatment of fungal keratitis is the need of the hour. In recent times, topical 1% voriconazole, with or without oral administration, has been shown to be effective in the treatment of refractory fungal keratitis caused by yeast as well as filamentous fungi. Current literature suggests a promising role of voriconazole in the treatment of fungal keratitis and given its better penetration this drug seems to emerge as a superior alternative to natamycin. However, a recently published clinical trial in 120 patients reported equal efficacy of 1% voriconazole (reconstituted from injection vial) and 5% natamycin eye drops in fungal keratitis in terms of visual acuity at 3 months, scar size and perforation of the cornea. The same study showed a trend towards 2-line improvement in visual acuity with voriconazole in patients whose baseline visual acuity was between 20/40 and 20/400. This study has several limitations such as the outcome measure of best spectacle corrected visual acuity, instead of healing of infiltrate, suboptimal frequency of dosing of the patients, failure to take prior treatment and depth of infiltrate to account for inclusion criteria, etc. The results of the study need validation, especially when 1% voriconazole eye drop is available in India. The purpose of this study is to compare the efficacy of 1% voriconazole eye drop to 5% natamycin eye drops, in a randomized, masked controlled trial for the treatment of small to medium sized fungal corneal ulcers.

PhDs awarded in 2011

Vidya Latha Parsam (Birla Institute of Technology & Science, Pilani, India)
Surya Prakash Goud Ponnamp (University of Hyderabad, Hyderabad, India)
Srinivas Marmamula (University of New South Wales, Sydney, Australia)

Research scholars at Prof Brien Holden Eye Research Centre

BASIC RESEARCH

Kallam Anji Reddy Molecular Genetics Laboratory

Indu Shree Rajan Babu, Neeraja Sharma Cherukupalli, Saritha Katta, Srujana Nagireddy, Ganeshwara Rao Musada, K Nageswara Rao, Sonika Rathi, Nishika Sahini, Rachna Shukla, Saika Siddiqui, Lakshmi P, Meha Kabra

Sudhakar & Sreekanth Ravi Stem Cell Biology Laboratory

Subhash Gaddipati, Murali Mohan Sagar, Shubha Tiwari, Vasundhara Vauhini, Mangalangi U, Savitri Maddileti

Research Biochemistry Laboratory

Venkata Pulla Rao

Post-doctoral Research Associates

Charanya Ramachandran, Rupa Koneni, Ramesh Babu K

LVPEI, Bhubaneswar: Ocular Microbiology

Sarita Kar, Praveen Kumar Balne

CLINICAL RESEARCH

Study Optometrists

Bidula Das, Rekha G, Anand K, Debasis Mohapatra, Veerendranath Pesala, Bikash Samal, Krushna Gopal Panda, Santanu Jana

Clinical Research Coordinators

Samuel Clement, Sateesh Kumar, Bikash Chandra Mohanta, Bibhudatta Mohanty, Savitha Narayan, Sridevi Rayasam, Preeti Semwal, Suman Thadishetti, Vishal Vennu, Archana Digumarti, Kiran Kunaparaju

Support staff

Shobha Laxmi, Lokesh, Aparajita Mallick, Laxmipriya Pattanaik, Rupasree, Susant Kumar Sahoo, Preeti Tornal

Basic Research Projects

Name of the Project	Project Investigators	Supported by	Duration
Programme support on translational research on eye diseases	Project A: Dr Geeta K Vemuganti ¹ Project B: Dr Chitra Kannabiran Project C: Dr Inderjeet Kaur Project D: Dr S Chakrabarti Project E: Prof D Balasubramanian	Department of Biotechnology, India	2007-2012
Cultivation and characterization of human lacrimal gland cells for potential clinical application for post radiotherapy xerophthalmia	Dr Geeta K Vemuganti ¹ Dr Santosh G Honavar Dr Vijay Anand P Reddy ²	International Atomic Energy Agency, Austria	2008-2012
Study of the role of vitreous liquefaction in age-related nuclear cataract	Prof D Balasubramanian Dr Pravin V Krishna	Department of Biotechnology, India	2009-2011
An advanced surface for the cell therapy of limbal epithelium for ocular surface disease: Proof of concept and clinical trials	Dr Virender S Sangwan Dr Indumathi Mariappan	Department of Biotechnology, India	2008-2011
Developing a global blueprint for zero PCG: Towards a complete understanding of the molecular basis of primary congenital glaucoma	Dr Partha P Majumder ³ Dr Luba Kalaydjieva ⁴ Dr Subhabrata Chakrabarti	Department of Biotechnology, India	2008-2011
Molecular characterization of nonsporulating filamentous fungi isolated from microbial keratitis	Dr G Ashok Kumar Reddy ⁵	Council of Scientific & Industrial Research, India	2009-2012
Evaluation and characterization of cancer stem cells in retinoblastoma tumor	Dr Geeta K Vemuganti ¹	Indian Council of Medical Research, India	2008-2011
Genetic and phenotypic comparison of primary congenital glaucoma in India and Brazil	Dr Subhabrata Chakrabarti Dr Ivan M Tavares ⁶ Dr Monica Mello ⁷	Department of Science & Technology, India	2009-2012
Central India Eye & Medical Study	Dr Subhabrata Chakrabarti Dr Jonas Jost ⁸ Dr Vinay Nangia ⁹	University of Heidelberg, Germany	2009 onwards
Genetic comparison of primary congenital glaucoma in India and Tunisia - understanding the possible founder effects	Dr Subhabrata Chakrabarti Prof G Fethi ¹⁰	Department of Science & Technology, India	2009-2011
Generation of disease specific induced pluripotent stem cells from dermal fibroblasts of patients with retinal dystrophy	Dr Indumathi Mariappan Dr Chitra Kannabiran Dr Subhadra Jalali Dr Milind Naik	Department of Biotechnology, India	2009-2011
Molecular mechanism of pathogenesis of glaucoma caused by mutation in optineurin	Prof D Balasubramanian Dr Subhabrata Chakrabarti Dr Ghanshyam Swarup ¹¹	Department of Biotechnology, India	2010-2013
National Retinoblastoma Registry	Dr Santosh G Honavar Dr Himika Gupta	Indian Council of Medical Research, India	2009-2012
Development of a synthetic biodegradable cell carrier membrane for the transplantation of cultured cells or freshly excised autologous tissue (limbal segments or oral mucosa) for diseases of the cornea	Prof D Balasubramanian Dr Virender S Sangwan	Wellcome Trust, UK	2010-2013
Derivation of retinal neurons from ciliary pigmented epithelium of the human eye	Dr Indumathi Mariappan	Department of Science & Technology, India	2010-2013
Preservation and use of adult stem cells and the use of biomaterial scaffolds for clinical applications	Dr Virender S Sangwan Dr Jose D dos Santos ¹²	Department of Science & Technology, India	2011-2014
Ocular infections caused by Staphylococcus species: Study of clinico-microbiologic features, virulence markers and genome profile	Dr Savitri Sharma Dr DV Singh ¹³	Department of Science & Technology, India	2009-2011
Investigation of epidemic keratoconjunctivitis in Odisha and Andhra Pradesh: Epidemiological profile, clinical spectrum and molecular characterization of causative agents	Dr Savitri Sharma Dr G Ashok Kumar Reddy Dr BNR Subudhi ¹⁴	Department of Biotechnology, India	2010-2012
Neural control of focusing and eye-alignment during visual development	Dr Shrikant Bharadwaj	Department of Biotechnology Ramalingaswami fellowship	2010-2014

¹University of Hyderabad, Hyderabad ♦ ²Apollo Hospitals, Hyderabad ♦ ³National Institute of Biomedical Genomics, Kalyani, West Bengal ♦ ⁴University of Western Australia, Perth ♦ ⁵GHR Micro Diagnostics, Hyderabad ♦ ⁶Vision Institute, Federal University of Sao Paulo, Brazil ♦ ⁷Campinas State University, Sao Paulo, Brazil ♦ ⁸University of Heidelberg, Mannheim, Germany ♦ ⁹Suraj Eye Institute, Nagpur ♦ ¹⁰Institut Salah Azaiz, Tunis, Tunisia ♦ ¹¹Centre for Cellular and Molecular Biology, Hyderabad ♦ ¹²Biosckin-Rua Eng, Portugal ♦ ¹³Institute of Life Sciences, Bhubaneswar ♦ ¹⁴MKCG Medical College, Berhampur, Odisha

Clinical Research Projects

Name of the Project	Project Investigators	Supported by	Duration
Comparative, randomized, open trial on the anti-inflammatory efficacy of diclofenac released from an intraocular lens versus administration of 0.1% diclofenac eye-drops in the prevention of post-operative inflammatory manifestations after cataract surgery. Ancillary study: One year follow-up of the safety	Dr Virender S Sangwan	IOL Tech Carl Zeiss Meditec, France	2006-2012
A double-masked, randomized, controlled phase III study of the efficacy, safety, and tolerability of repeated intravitreal administration of VEGF trap-eye in subjects with macular edema secondary to Central Retinal Vein Occlusion (CRVO)	Dr Raja Narayanan (Hyderabad) Dr Taraprasad Das (Bhubaneswar)	Regeneron Pharmaceuticals Inc., USA	2010-2012
MMT (Maximum available Medical Therapy) Study: A multicenter, open-label study to evaluate the safety and efficacy of twice-daily 0.01% Bimatoprost/0.15% Brimonidine/0.5% Timolol ophthalmic solution (triple combination) in patients in India, who have glaucoma or ocular hypertension with elevated IOP, and are on twice-daily 0.2% Brimonidine/0.5% Timolol ophthalmic solution (dual combination) therapy	Dr Vanita Pathak-Ray	Allergan, USA	2010-2011
A study of unilateral retinoblastoma with and without histopathologic high-risk features and the role of adjuvant chemotherapy – a groupwise phase III study	Dr Santosh G Honavar	National Childhood Cancer Foundation, USA	2009-2014
Pilot study in preparation for the Ganciclovir-Intravitreal versus Systemic-Cytomegalovirus Retinitis trial (Pilot GIVCyT)	Dr Annie Mathai	National Institutes of Health, USA	2010-2011
A phase II prospective, randomized, multi-centre, diabetic macular edema dose ranging, comparator study evaluating the efficacy and safety of PF-04523655 versus laser therapy (DEGAS)	Dr Soumyava Basu	Pfizer, USA	2010-2012
Sakura Uveitis Study: A phase III, multinational, multicenter, randomized, double-masked study assessing the safety and efficacy of intravitreal injections of DE-109 (three doses) for the treatment of active, non-infectious uveitis of the posterior segment of the eye	Dr Somasheila Murthy (Hyderabad) Dr Soumyava Basu (Bhubaneswar)	Santen, USA	2012-2013
Laser Dazzler: Evaluate safety and efficacy of Laser Dazzler	Dr Subhadra Jalali	DRDO, New Delhi	2012 onwards
MK (Merck) 2452 glaucoma trial: A phase III, randomized, active comparator-controlled, four-week, double-masked clinical trial to compare the efficacy and safety of preservative-free MK-2452 (0.0015%) and preservative-free Timolol Maleate (0.5%) in patients with open-angle glaucoma or ocular hypertension in India	Dr Sirisha Senthil	MSD, USA	2012 onwards
In-House Studies			
Needling Study: Efficacy and safety of needling with adjunctive MMC injection of failing or failed blebs	Dr Vanita Pathak-Ray	Hyderabad Eye Research Foundation	June 2010 onwards
Voriconazole Study: Efficacy of 1% voriconazole compared to 5% Natamycin drops in the treatment of mycotic keratitis	Dr Savitri Sharma Dr Prashant Garg Dr Merle Fernandes	Aurolab, Aravind Eye Care System, Madurai, Hyderabad Eye Research Foundation	November 2010 onwards
UBM (Ultrasound Biomicroscopy) Study: Angle morphology by gonioscopy, anterior segment OCT (Visante) and ultrasound biomicroscopy (UBM) following laser peripheral iridotomy (LPI) in primary angle closure (PAC) in Indian eyes	Dr Vanita Pathak-Ray	Hyderabad Eye Research Foundation	2011-2012
RCT glaucoma trial	Dr Sirisha Senthil	Hyderabad Eye Research Foundation	2011-2012
BRANVO (Branch Retinal Vein Occlusion) Study: A randomized, double-masked, controlled study of the efficacy, safety, and tolerability of repeated intravitreal administration of Ranibizumab versus Bevacizumab in subjects with macular edema secondary to branch retinal vein occlusion	Dr Taraprasad Das	Hyderabad Eye Research Foundation	2012-2013
The L V Prasad Eye And Diabetes Study (LEADS) is a prospective evaluation of the eye and systemic conditions in self-reported diabetes in a tertiary eye care institute located in eastern India.	Dr Taraprasad Das	Hyderabad Eye Research Foundation	November - December 2011

Publications

1. Ahmed Y, Schimel AM, **Pathengay A**, Colyer MH, Flynn HW Jr. Endophthalmitis following open-globe injuries. *Eye (Lond)* 2012; 26: 212-7
2. **Ali MJ, Honavar SG, Naik MN**, Vemuganti GK. Malherbe's calcifying epithelioma (pilomatrixoma): An uncommon periocular tumor. *Int J Trichology* 2011; 3: 31-3
3. **Ali MJ**, Reddy VAP, **Honavar SG, Naik MN**. Orbital retinoblastoma: where do we go from here? *J Can Res Ther* 2011; 7: 11-4
4. **Ali MJ, Honavar SG, Naik MN**, Vemuganti GK. Primary adenoid cystic carcinoma: an extremely rare eyelid tumor. *Ophthal Plast Reconstr Surg* 2012; 28: e35-6
5. Ambika S, **Sachdeva V**. Swollen optic disk: a clinical approach, in *Postgraduate Ophthalmology* ed by Zia Chaudhuri and M Vanathi. New Delhi, Jaypee, 2011
6. Ashar J, Mathur A, **Garg P**. Letter to the Editor: Repeat endothelial keratoplasty. *Ophthalmology* 2011; 118: 1899-900
7. Augusteyn RC, **Mohamed A**, Nankivil D, **Veerendranath P**, Arrieta E, **Taneja M**, Manns F, Ho A, Parel JM. Age-dependence of the optomechanical responses of ex vivo human lenses from India and the USA, and the force required to produce these in a lens stretcher: the similarity to in vivo disaccommodation. *Vision Research* 2011; 51: 1667-78
8. Avni-Zauberman N, **Tripathy D**, Osen N, Simon GJ. Relapsing migratory idiopathic orbital inflammation: six new cases and review of the literature. *Br J Ophthalmol* 2012; 96: 276-80
9. Azad RV, **Dave V, Jalali S**. Use of intravitreal anti-VEGF: Retinopathy of prematurity surgeons' in Hamlet's dilemma. *Ind J Ophthalmol* 2011; 59: 421-2. Erratum. 2012; 60: 40
10. **Bagga B, Sangwan VS**. Ocular complications of rheumatoid arthritis in *Wills Eye Institute – Uveitis (Color atlas and synopsis of clinical ophthalmology)* ed by Sunir J Garg. Lippincott William & Wilkins, 2011
11. **Balne PK**, Nalamada S, Kodiganti M, **Taneja M**. Fungal keratitis caused by chaetomium atrobrunneum. *Cornea* 2012; 31: 94-5
12. **Balne PK, Sharma S, Das S, Kar S, Sahu SK**, Mallick A. Investigating a viral aetiology for keratoconjunctivitis among patients with corneal scrapings positive for microsporidia. *Br J Ophthalmol* 2011; 95: 1611-2
13. **Basu S**, Biswas J, Pleyer U, **Pathengay A**, Manohar Babu B. An ophthalmologist survey-based study of the atypical presentations and current treatment practices of ocular toxoplasmosis in India. *J Parasit Dis* 2011; 35: 148-54
14. **Basu S, Sangwan VS**. Letter to the Editor: Pediatric lamellar keratoplasty. *Ophthalmology* 2011; 118: 1900-1
15. **Basu S, Mohamed A, Chaurasia S, Sejpal K**, Vemuganti GK, **Sangwan VS**. Clinical outcomes of penetrating keratoplasty after autologous cultivated limbal epithelial transplantation for ocular surface burns. *Am J Ophthalmol* 2011; 152: 917-24
16. **Basu S, Sangwan VS**. Deep anterior lamellar keratoplasty for resolved hydrops. *Cornea* 2011; 30: 1067
17. **Basu S, Taneja M, Sangwan VS**. Boston type I keratoprosthesis for severe blinding vernal keratoconjunctivitis and Mooren's ulcer. *Int Ophthalmol* 2011; 31: 219-22
18. **Basu S, Sangwan VS**. Letter to the editor: Efficacy and safety of conductive keratoplasty in keratoconus. *Am J Ophthalmol* 2011; 151: 735
19. **Basu S, Vaddavalli PK, Ramappa M, Shah S, Murthy SI, Sangwan VS**. Intracameral perfluoropropane gas in the treatment of acute corneal hydrops. *Ophthalmology* 2011; 118: 934-9
20. **Basu S, Taneja M, Narayanan R, Senthil S, Sangwan VS**. Short-term outcome of Boston Type I keratoprosthesis for bilateral limbal stem cell deficiency. *Ind J Ophthalmol* 2012; 60: 151-3
21. Bharathi N, **Sachdeva V, Gupta A, Rao HL**, Nischal KK, **Kekunnaya R**. Pediatric IOL calculation. *Ophthalmology* 2011; 118: 1219-20
22. Bhatta RC, **Krishnaiah S**, Pant BP, Sapkota YD. Outcome of the manual small incision cataract surgery at the base hospital and improved surgical eye camps in Nepal: A prospective observational comparative study. *J Clinic Experiment Ophthalmol* 2011; 2: 186
23. Bommala ML, Nalamada S, **Sharma S, Garg P**. Microsporidial keratoconjunctivitis in an immunocompetent patient with a past history of laser in-situ keratomileusis surgery. *Indian J Med Microbiol* 2011; 29: 428-30
24. Canto AP, **Vaddavalli PK**, Yoo SH, Culbertson WW, Belmont SC. Protective effect of LASIK flap in penetrating keratoplasty following blunt trauma. *J Cataract Refract Surg* 2011; 37: 2211-3
25. **Chaurasia S, Vaddavalli PK, Ramappa M, Garg P, Sangwan VS**. Clinical profile of graft detachment and outcomes of rebubbling after Descemet stripping endothelial keratoplasty. *Br J Ophthalmol* 2011; 95: 1509-12
26. **Chaurasia S, Muralidhar R, Sangwan V**. Endothelial keratoplasty without stripping the Descemet membrane. *Cornea* 2011; 30: 1062-4
27. **Chaurasia S, Ramappa M, Murthy S, Vaddavalli PK, Sangwan V**. Graft detachment after Descemet stripping endothelial keratoplasty: When to rebubble? *Cornea* 2011; 30: 1065
28. **Chaurasia S, Ramappa M, Sangwan VS**. Cataract surgery in eyes with congenital iridolenticular choroidal coloboma. *Br J Ophthalmol* 2011; 96: 138-40
29. **Chaurasia S, Ramappa M, Murthy SI, Garg P, Sangwan VS**. Endothelial keratoplasty without stripping the Descemet's membrane. *Br J Ophthalmol* 95: 1473-4
30. **Chaurasia S, Muralidhar R, Das S, Sangwan VS**, Reddy AK, **Gopinathan U**. Letter to editor: Keratitis caused by Burkholderia cepacia. *Br J Ophthalmol* 2011; 95: 746-7

31. **Chaurasia S, Murthy SI, Penumala V, Ramappa M.** Spontaneous reattachment of Descemet stripping automated endothelial keratoplasty lenticles. *Am J Ophthalmol* 2012; 153: 184
32. **Chaurasia S, Ramappa M.** Traumatic wound dehiscence after deep anterior lamellar keratoplasty. *J AAPOS* 2011; 15: 484-5
33. **Chaurasia S, Muralidhar R.** Retained bee stinger in the tarsal plate. *Int Ophthalmol* 2011; 31: 111-2
34. **Chaurasia S, Ramappa M.** Surgical intervention for corneal involvement in xeroderma pigmentosa. *Int Ophthalmol* 2012; 32: 1-2
35. **Chhablani JK, Mathai A, Reddy R, Jalali S, Stepien K, Albini T.** Diagnostic and therapeutic challenges. *Retina* 2011; 31: 1963-6
36. **Chinta S, Gupta A, Sachdeva V, Kekunnaya R.** Persistent pupillary membrane, strabismus, and optic nerve hypoplasia in Donnai-Barrow syndrome. *J AAPOS* 2011; 15: 604-5
37. **Chinta S, Pehere N.** Pediatric cataract. *Ophthalmology* 2011; 118: 1692
38. **Chukka RK, Sheeladevi S, Pujari S.** Visual impairment in patients with leprosy in Adilabad district in the state of Andhra Pradesh, India. *Indian J Lepr* 2011; 83: 131-7
39. **Das M, Murthy SI, Dikshit S, Rathi V.** Natamycin and voriconazole in fungal keratitis. *Arch Ophthalmol* 2011; 129: 814
40. **Das MK, Pathengay A, Shah GY, Koday NK.** Vancomycin-resistant coagulase negative Staphylococcus endophthalmitis following cataract surgery. *J Cataract Refract Surg* 2011; 37: 1908-9
41. **Das S, Sharma S, Sahu SK, Vemuganti GK.** Intraocular invasion by microsporidial spores in a case of stromal keratitis. *Arch Ophthalmol* 2011; 129: 513-5
42. **Das S, Sharma S, Priyadarshini O, Sahu SK, Kar S, Vemuganti GK.** Association between culture results of corneal scrapings and culture and histopathology results of corneal tissues in therapeutic keratoplasty. *Cornea* 2011; 30: 1003-6
43. **Das T, Hussain A, Naduvilath T, Sharma S, Jalali S, Majji AB.** Case control analyses of acute endophthalmitis after cataract surgery in south India associated with technique, patient care and socioeconomic status. *Journal of Ophthalmology* (e-Journal) 2012; Article ID 298459
44. **Dave V, Mathai A.** Posterior scleritis in a 9-year-old boy: A case report. *Retinal Cases & Brief Reports* 2012; 6: 30-2
45. **Dave VP, Majji AB, Suma N, Pappuru RR.** A rare case of *Aspergillus terreus* endogenous endophthalmitis in a patient of acute lymphoid leukemia with good clinical outcome. *Eye (Lond)* 2011; 25: 1094-6
46. **DeCroos FC, Garg P, Reddy AK, Sharma A, Krishnaiah S, Mungale M, Mruthyunjaya P; Hyderabad Endophthalmitis Research Group.** Optimizing diagnosis and management of nocardia keratitis, scleritis, and endophthalmitis: 11-year microbial and clinical overview. *Ophthalmology* 2011; 118: 1193-200
47. **Evans MD, Prakasam RK, Vaddavalli PK, Hughes TC, Knowler W, Wilkie JS, McLean KM, Johnson G, McFarland GA, Xie RZ, Sweeney DF.** A perfluoropolyether corneal inlay for the correction of refractive error. *Biomaterials* 2011; 32: 3158-65
48. **Fernandes M, Morekar MR, Shah SG, Vemuganti GK.** Exaggerated subepithelial fibrosis after anterior stromal punctures presenting as a membrane. *Cornea* 2011; 30: 660-3
49. **Fernandes M.** Scanning slit topography: diagnostic boon in presumed unilateral Terrien's marginal degeneration. *Cont Lens Anterior Eye* 2011; 34: 282-6
50. **Fernandes M, Goyal J, Shah S.** Phakic intraocular collamer lens. *Ophthalmology* 2012; 119: 201
51. **Fernandes M, Pathengay A.** Reduction of anterior chamber contamination rate after cataract surgery by intraoperative surface irrigation with 0.25% povidone-iodine. *Am J Ophthalmol* 2011; 152: 320
52. **Gandhi RA, Venkatramani DV, Sachdeva V.** Clinical approach to a pale optic disk in *Postgraduate Ophthalmology* ed by Zia Chaudhuri and M Vanathi. New Delhi. Jaypee, 2011
53. **Garg P.** Fungal, mycobacterial and nocardia infections and the eye: An update. *Eye (Lond)* 2012; 26: 245-51
54. **Garudadri CS, Choudhari NS, Rao HL, Senthil S.** A randomized trial of brimonidine versus timolol in preserving visual function: results from the Low-pressure Glaucoma Treatment Study. *Am J Ophthalmol* 2011; 152: 877-8
55. **Gothwal VK, Wright T, Lamoureux EL, Pesudovs K.** The impact of cataract surgery questionnaire: re-evaluation using Rasch analysis. *Acta Ophthalmol* 2011; 89: 423-28
56. **Gothwal VK, Wright TA, Lamoureux EL, Khadka J, McAlinden C, Pesudovs K.** Improvements in visual ability with first eye, second eye and bilateral cataract surgery measured with the visual symptoms and quality of life questionnaire. *J Cataract Refract Surg* 2011; 37: 1208-16
57. **Gupta A, Kekunnaya R, Ramappa M, Vaddavalli PK.** Safety profile of primary intraocular lens implantation in children below 2 years of age. *Br J Ophthalmol* 2011; 95: 477-80
58. **Gupta A, Ramappa M, Kekunnaya R, Vaddavalli PK, Ray D, Chaurasia S, Rao HL, Garudadri CS.** Comparing the astigmatic outcome after paediatric cataract surgery with different incisions. *Br J Ophthalmol* 2012; 96: 386-9
59. **Gupta A, Kekunnaya R, Sachdeva V, Rao HL.** Strabismus surgery hemostasis. *Ophthalmology* 2012; 119: 649-50
60. **Haller JA, Bandello F, Belfort R Jr, Blumenkranz MS, Gillies M, Heier J, Loewenstein A, Yoon YH, Jiao J, Li XY, Whitcup SM; Ozurdex GENEVA Study Group (Majji AB), Li J.** Dexamethasone intravitreal implant in patients with macular edema related to branch or central retinal vein occlusion twelve-month study results. *Ophthalmology* 2011; 118: 2453-60

61. Heussen FM, Vasconcelos-Santos DV, **Pappuru RR**, Walsh AC, Rao NA, Sadda SR. Ultra-wide-field green-light (532-nm) autofluorescence imaging in chronic Vogt-Koyanagi-Harada Disease. *Ophthalmic Surg Lasers Imaging* 2011; 42: 272-7
62. Jacobs DJ, **Pathengay A**, Flynn HW Jr, Leng T, Miller D, Shi W. Intravitreal dexamethasone in the management of delayed-onset bleb-associated endophthalmitis. *Int J Inflam* 2012; 503912 (E journal)
63. Jacobs DJ, Ahmad F, **Pathengay A**, Flynn HW Jr. Central retinal vein occlusion after intense exercise: response to intravitreal bevacizumab. *Ophthalmic Surg Lasers Imaging* 2012; 30: 42
64. **Jalali S, Kesarwani S**, Hussain A. Outcomes of a protocol-based management for zone I retinopathy of prematurity: the Indian twin cities ROP screening program report number 2. *Am J Ophthalmol* 2011; 151: 719-24
65. **Jalali S**, Hussain A, **Kesarwani S**. Author reply. *Am J Ophthalmol* 2011; 152: 713
66. **Jalali S, Rani PK**, Chhablani J. Management of pediatric retinal detachments. In *Surgical techniques in Ophthalmology. Pediatric Ophthalmic Surgery*, ed by Ashok Garg and Jorge L Alio. Jaypee brothers, New Delhi, 2011
67. Jhanji V, Chan E, **Das S**, Zhang H, Vajpayee RB. Trypan blue dye for anterior segment surgeries. *Eye* 2011; 25: 1113-20
68. **Kar S, Basu S, Sharma S, Das T**. Endogenous endophthalmitis caused by bacteria with unusual morphology in direct microscopic examination of the vitreous. *Ind J Ophthalmol* 2011; 59: 329-31
69. **Kaur I**, Hussain A, **Naik MN**, Murthy R, **Honavar SG**. Mutation spectrum of Fork-Head Transcriptional Factor Gene (FOXL2) in Indian Blepharophimosis Ptosis Epicanthus Inversus Syndrome (BPES) patients. *Br J Ophthalmol* 2011; 95: 881-6
70. **Kekunnaya R**, Shenoy HB, **Gupta A, Sachdeva V**. Biomechanical analysis of x-pattern exotropia. *Am J Ophthalmol* 2011; 152: 881-2
71. **Kekunnaya R, Gupta A, Sachdeva V, Krishnaiah S**, Rao BV, Vashist U, Ray D. Duane Retraction Syndrome: Series of 441 Cases. *J Pediatr Ophthalmol Strabismus* 2011; 8: 1-6
72. **Kekunnaya R**. Congenital optic disc anomalies. In *Postgraduate Ophthalmology* ed by Zia Chaudhuri and M Vanathi. New Delhi, Jaypee, 2011
73. **Kekunnaya R**, Raju B. Eye abnormalities assessment and management. In *Childhood disability, a paediatrician's perspective* ed by Anju Aggarwal, SS Kamath, TU Sukumaran. Gwalior, IAP Publ House, 2012
74. **Kovai V, Rao GN**, Holden B, **Sannapaneni K**, Bhattacharya SK, **Khanna R**. Comparison of patient satisfaction with services of vision centers in rural areas of Andhra Pradesh, India. *Ind J Ophthalmol* 2012; 60: 75-6
75. **Kuruganti S**, Mekala J, **Williams JD, Krishnaiah S, Rao GN, Rani PK**. Preventive eye health approach and elimination of avoidable blindness in remote rural areas – a vision health guardian approach. *Rural Remote Health* 2012; 12: 1912
76. **Kuruganti S**, Mekala J, **Williams JD, Krishnaiah S, Rao GN, Rani PK**. Preventive eye health approach and elimination of avoidable blindness in remote rural areas – a vision health guardian approach. *Rural Remote Health* 2012; 12: 1912 (E journal)
77. Leite MT, **Rao HL**, Weinreb RN, Zangwill LM, Medeiros FA. Comparison of the diagnostic accuracies of Spectralis, Cirrus and RTVue optical coherence tomography devices in glaucoma. *Ophthalmology* 2011; 118: 1334-9
78. Leite MT, Weinreb RN, Zangwill LM, **Rao HL**, Alencar LM, Medeiros FA. Structure-function relationships using the Cirrus spectral domain optical coherence tomograph and standard automated perimetry. *J Glaucoma* 2012; 21: 49-54
79. Lingappan A, Wykoff CC, Albin TA, Miller D, **Pathengay A**, Davis JL, Flynn HW Jr. Endogenous fungal endophthalmitis: causative organisms, management strategies, and visual acuity outcomes. *Am J Ophthalmol* 2012; 153: 162-6
80. Loftus JV, Sultan MB, Pleil AM, Macugen 1013 study group (**Jalali S**). Change in vision-and health-related quality of life in patients with diabetic macular edema treated with pegaptanib sodium or sham. *Inv Ophthalmol Vis Sci* 2011; 52: 7498-505
81. Makki AR, **Sharma S**, Duggirala A, Prashanth K, **Garg P, Das T**. Phenotypic and genotypic characterization of coagulase negative Staphylococci (CoNS) other than Staphylococcus epidermidis isolated from ocular infections. *Invest Ophthalmol Vis Sci* 2011; 52: 9018-22
82. **Marmamula S**, Madala SR, **Rao GN**. Rapid Assessment of Visual Impairment (RAVI) in marine fishing communities in south India – study protocol and main findings. *BMC Ophthalmol* 2011; 11: 26
83. **Marmamula S, Singh GS, Rao GN**. Low cost spectacles in India. *Points de Vue, International Review of Ophthalmic Optics* 2011; 65: 45-7
84. **Marmamula S**, Madala SR, **Rao GN**. Prevalence of uncorrected refractive errors, presbyopia and spectacle coverage in marine fishing communities in South India: Rapid Assessment of Visual Impairment (RAVI) project. *Ophthalmic Physiol Opt* 2012; 32: 149-55
85. McAlinden C, **Gothwal VK**, Khadka J, Wright T, Lamoureux E, Pesudovs K. A head-to-head comparison of 16 cataract surgery outcome questionnaires. *Ophthalmology* 2011; 118: 2374-81
86. **Meena M**. Propranolol for the treatment of orbital infantile hemangiomas. *Ophthal Plast Reconstr Surg* 2011; 27: 392
87. Mehta P, **Rathi VM, Murthy SI**. Deep anterior lamellar keratoplasty for the management of iatrogenic keratectasia occurring after hexagonal keratotomy. *Ind J Ophthalmol* 2012; 60: 139-41
88. Mittal V, **Sachdeva V, Kekunnaya R, Gupta A**, Venkateshwar Rao B. Etiology and treatment of pediatric sixth nerve palsy. *J AAPOS* 2011; 15: 507-8
89. **Monga S, Kekunnaya R, Gupta A, Mittal V, Sachdeva V**. Accommodative esotropia. *Ophthalmology* 2012; 119: 655-6

90. **Monga S, Kekunnaya R.** Topical anesthesia strabismus surgery. *DOS Times* 2011;17: 29-31
91. Murthy R, **Gupta A**, Hegde S, **Honavar SG.** Bilateral multiple extraocular muscle metastasis from breast carcinoma. *Ind J Ophthalmol* 2011; 59: 381-2
92. Nadig S, Velusamy N, Lalitha P, **Kar S, Sharma S**, Arakere G. *Staphylococcus aureus* eye infections in two Indian hospitals: emergence of ST772 as a major clone. *Clin Ophthalmol* 2012; 6: 165-73
93. **Nagachandrika T, Kumar U, Dumpati S**, Chary S, **Mandathara PS, Rathi VM.** Prevalence of contact lens related complications in a tertiary eye centre in India. *Cont Lens Anterior Eye* 2011; 34: 266-8
94. **Naik MN, Das S**, Oluyemi F, **Honavar SG.** An extraordinary orbital foreign body. *Ophthal Plast Reconstr Surg* 2011; 27: e149-52
95. Nayak S, **Basu S**, Singh MK. Presumed tubercular retinal vasculaitis with serpiginous-like choroiditis in the other eye. *Ocular Immunology and Inflammation* 2011; 19: 361-2
96. **Padhi TR, Kesarwani S, Jalali S.** Biette crystalline retinal dystrophy with subfoveal neurosensory detachment and congenital tortuosity of retinal vessels. Case report. *Doc Ophthalmologica* 2011; 122: 199-206
97. **Padhi TR, Sharma S, Das S, Das T.** Bacillus licheniformis as a cause of delayed-onset recurrent pseudophakic endophthalmitis – a rare case report. *Retinal Cases & Brief Reports* 2012; 6: 43-45
98. Pahuja S, Ashar JN, **Garg P.** Long-term change in corneal astigmatism after sutureless cataract surgery. *Am J Ophthalmol* 2011; 152: 1084
99. **Pappuru RR**, Ouyang Y, Nittala MG, Hemmati HD, Keane PA, Walsh AC, Sadda SR. Relationship between outer retinal thickness substructures and visual acuity in eyes with dry age-related macular degeneration. *Invest Ophthalmol Vis Sci* 2011; 52: 6743-8
100. Parikh RS, Parikh SR, Debashish B, **Harsha BL**, Thomas R. Unusual presentation in Axenfeld-Rieger syndrome. *Ind J Ophthalmol* 2011; 59: 312-4
101. Parsam VL, **Ali MJ, Honavar SG**, Vemuganti GK, **Kannabiran C.** Splicing aberrations caused by constitutional RBI gene mutations in retinoblastoma. *J Biosci* 2011; 36: 281-7
102. **Pathengay A**, Moreker MR, Puthussery R, Ambatipudi S, **Jalali S, Majji AB, Mathai A**, Hussain N, **Dave V, Sharma S, Das T.** Clinical and microbiologic review of culture-proven endophthalmitis caused by multidrug-resistance bacteria in patients seen at a tertiary eye care center in southern India. *Retina* 2011; 31: 1806-11
103. **Pathengay A**, Trehan HS, **Mathai A, Jalali S, Majji AB**, Das MK, **Sharma S, Das T.** Enterobacter endophthalmitis: clinicomicrobiologic profile and outcomes. *Retina* 2012; 32: 558-62
104. **Pathengay A**, Das MK, Shah GY. Spontaneous bilateral peripapillary, subhyaloid and vitreous hemorrhage with severe anemia secondary to idiopathic thrombocytopenic purpura. *Ind J Ophthalmol* 2011; 59: 409-11
105. **Pathengay A**, Khera M, **Das T, Sharma S**, Miller D, Flynn HW Jr. Acute postoperative endophthalmitis after cataract surgery – a review. *Asia Pac J Ophthalmol* 2012; 1: 35-42. (e-journal)
106. **Pathengay A**, Ambatipudi S, Mehta M. spontaneous bilateral subhyaloid hemorrhage in congenital hypofibrinogenemia. *Retinal Cases & Brief Reports* 2011; 5: 160-2
107. **Pathengay A**, Shanmugam MP. Management of intraoperative suprachoroidal hemorrhage. *World Journal of Retina and Vitreous* 2011; 1: 47-8
108. **Pehera N, Jalali S**, Deshmukh H, **Kannabiran C.** Posterior microphthalmos pigmentary retinopathy syndrome. *Doc Ophthalmol* 2011; 122: 127-32
109. **Pehera NK**, Bojja S, Vemuganti GK, **Vaddavalli PK**, Samant M, **Jalali S**, Bhat M. Opacification of intraocular lenses implanted during infancy: A clinicopathologic study of 4 explanted intraocular lenses. *Ophthalmology* 2011; 118: 2128-32
110. Pineles SL, Rosenbaum AL, **Kekunnaya R**, Velez FG. Medial rectus recession after vertical rectus transposition in patients with esotropic duane syndrome. *Arch Ophthalmol* 2011; 129: 1195-8
111. Pradeep S, Chhablani JK, Patel B, **Rani P.** Delayed inflammation associated with retained perfluorocarbon liquid. *Ind J Ophthalmol* 2011; 59: 396-8
112. Pradhan L, **Sharma S**, Nalamada S, **Sahu SK, Das S, Garg P.** Natamycin in the treatment of keratomycosis: Correlation of treatment outcome and in vitro susceptibility of fungal isolates. *Ind J Ophthalmol* 2011; 59: 512-4
113. **Pyda G**, Shamanna BR, Murthy R, **Khanna RC.** Financing eye care in India – community-assisted and financed eye care project (CAFE). *Ind J Ophthalmol* 2011; 59: 331
114. **Ramachandran C**, Patil RV, Combrink K, Sharif NA, Srinivasa SP. Rho-Rho kinase pathway in the actomyosin contraction and cell-matrix adhesion in immortalized human trabecular meshwork cells. *Mol Vis* 2011; 17: 1877-90
115. Raman U, **Sheeladevi S.** Considering ethics in community eye health planning: perspectives from an existing model. *Indian J Med Ethics* 2011; 8: 216-23
116. **Ramappa M, Majji AB, Murthy SI, Balne PK**, Nalamada S, **Garudadri G, Mathai A, Gopinathan U, Garg P.** An outbreak of acute post-cataract surgery Pseudomonas sp. endophthalmitis caused by contaminated hydrophilic intraocular lens solution. *Ophthalmology* 2012; 119: 564-70
117. **Rani PK**, Raman R, **Gupta A**, Pal SS, Kulothungan V, Sharma T. Albuminuria and diabetic retinopathy in Type 2 diabetes mellitus: Sankara Nethralaya Diabetic Retinopathy Epidemiology And Molecular Genetic Study (SN-DREAMS, report 12). *Diabetol Metab Syndr* 2011; 3: 9
118. **Rani PK**, Raman R, Gella L, Kulothungan V, Sharma T. Prevalence of visual impairment and associated risk factors in subjects with type II diabetes mellitus: Sankara Nethralaya Diabetic Retinopathy Epidemiology and Molecular Genetics Study (SN-DREAMS, Report 16). *Middle East Afr J Ophthalmol* 2012; 19: 129-34

119. **Rani PK, Jalali S.** Knowledge Attitude Practice study of retinopathy of prematurity amongst paediatricians attending a neonatal ventilation workshop in south India. *World J of Retina and Vitreous* 2011; 1: 9-13
120. **Rao A.** Success rates of trabeculectomy for steroid-induced glaucoma: A comparative, multicenter, retrospective cohort study. *Am J Ophthalmol* 2011; 152: 503
121. **Rao A.** Anti-VEGF and intraocular pressure. *Br J Ophthalmol* 2011; 95: 1618
122. **Rao A.** Congenital glaucoma: still a clinical challenge. *Eye* 2011; 25: 1384
123. **Rao A.** Isolated bilateral congenital iris spincter agenesis. *Case Reports in Ophthalmol Medicine* 2011; Article ID 479092
124. **Rao A.** Blindness and long-term progression of visual field defects in Chinese patients with primary angle-closure glaucoma. *Am J Ophthalmol* 2012; 153: 382
125. **Rao A.** Diurnal curve after phacoemulsification in patients with pseudoexfoliation syndrome and cataract. *Semin Ophthalmol* 2012; 27: 1-5
126. **Rao GN, Khanna R, Payal A.** The global burden of cataract. *Curr Opin Ophthalmol* 2011; 22: 4-9
127. **Rao HL, Choudhari NS, Basia A, Garudadri CS.** Letter to editor: Long-term perimetric fluctuation in glaucoma. *Br J Ophthalmol* 2011; 95: 1174-5
128. **Rao HL, Pahuja S, Murthy SI, Senthil S.** Letter to editor: Central corneal thickness measurement. *Ophthalmology* 2011; 118: 1010
129. **Rao HL, Zangwill LM, Weinreb RN, Leite MT, Sample PA, Medeiros FA.** Structure function relationship in glaucoma using spectral domain optical coherence tomography. *Arch Ophthalmology* 2011; 129: 864-71
130. **Rao HL, Babu JG, Addepalli UK, Senthil S, Garudadri CS.** Retinal nerve fiber layer and macular inner retina measurements by spectral domain optical coherence tomograph in Indian eyes with early glaucoma. *Eye (Lond)* 2012; 26: 133-9
131. **Rao HL, Kumbar T, Addepalli UK, Bharti N, Senthil S, Choudhari NS, Garudadri CS.** Effect of spectrum bias on the diagnostic accuracy of spectral domain optical coherence tomography in glaucoma. *Invest Ophthalmol Vis Sci* 2012; 53: 1058-65
132. **Rath S, Sharma S, Vemuganti GK.** Letter to editor: Orbital nocardiosis. *Ind J Ophthalmol* 2011; 59: 168
133. **Rathi VM, Mandathara PS, Dumpati S, Vaddavalli PK, Sangwan VS.** Boston ocular surface prosthesis: An Indian experience. *Ind J Ophthalmol* 2011; 59: 279-81
134. **Rathi VM, Vemuganti GK, Sangwan VS, Kannabiran C.** Late occurrence of granular dystrophy in bilateral keratoconus: penetrating keratoplasty and long-term follow-up. *Ind J Ophthalmol* 2011; 59: 398-400
135. **Rathi VM, Mandathara P, Srikanth D, Vaddavalli P, Sangwan VS.** Fluid ventilated scleral contact lenses in pediatric patients: challenges and outcome. *ARVO Meeting Abstracts* 2011; 52: 6556
136. **Rathi VM, Vyas SP, Sangwan VS.** Phototherapeutic keratectomy. *Ind J Ophthalmol* 2012; 60: 5-14
137. **Roy A, Rath S, Das S, Vemuganti GK, Parulkar G.** Penetrating sclerokeratoplasty in massive recurrent invasive ocular surface squamous cell carcinoma. *Ophthal Plast Reconstr Surg* 2011; 27: e39-40
138. **Sachdeva V, Pathengay A, Joseph J, Sharma S, Das T.** *Burkholderia cepacia* endophthalmitis: Clinico-microbiologic profile and outcomes. *Retina* 2011; 31: 1801-5
139. **Sachdeva V, Goyal J, Mittal V, Kekunnaya R, Gupta A.** Letter to editor: Consecutive exotropia. *Ophthalmology* 2011; 118: 1490-1
140. **Sachdeva V, Mittal V, Saha D, Fernandes M, Kekunnaya R, Gupta A, Shenoy HB.** Secondary in-the-bag intraocular lens implantation in children who have been aphakic since early infancy. *J AAPOS* 2011; 15: 509-10
141. **Sachdeva V, Kekunnaya R, Khera M.** Anatomy of visual pathway in *Postgraduate Ophthalmology* ed by Zia Chaudhuri and M Vanathi. New Delhi, Jaypee, 2011
142. **Sachdeva V, Kekunnaya R, Mittal V.** Hereditary optic neuropathies in *Postgraduate Ophthalmology* ed by Zia Chaudhuri and M Vanathi. New Delhi, Jaypee, 2011
143. **Sachdeva V.** Ischemic optic neuropathy in *Postgraduate Ophthalmology* ed by Zia Chaudhuri and M Vanathi. New Delhi, Jaypee, 2011
144. **Sachdeva V.** Nutritional and toxic optic neuropathies, in *Postgraduate Ophthalmology* ed by Zia Chaudhuri and M Vanathi. New Delhi, Jaypee, 2011
145. **Sachdeva V.** Optic atrophy in *Postgraduate Ophthalmology* ed by Zia Chaudhuri and M Vanathi. New Delhi, Jaypee, 2011
146. **Sachdeva V, Ambika S.** Papilledema in *Postgraduate Ophthalmology* ed by Zia Chaudhuri and M Vanathi. New Delhi, Jaypee, 2011
147. **Saha D, Fernandes M, Shah SG, Murthy IS.** Postoperative risk factors influencing graft survival in the Singapore corneal transplant study. *Am J Ophthalmol* 2011; 152 (2): 322-3
148. **Sambhav K, Mathai A, Reddy AK, Reddy BV, Bhatia K, Balne PK.** Endogenous endophthalmitis caused by *Enterococcus casseliflavus*. *J Med Microbiol* 2011; 60: 670-2
149. **Sangit VA, Murthy SI, Garg P.** Microsporidial stromal keratitis successfully treated with medical therapy: a case report. *Cornea* 2011; 30: 1264-6
150. **Sangwan VS, Jain V, Vemuganti GK, Murthy SI.** Vernal keratoconjunctivitis with limbal stem cell deficiency. *Cornea* 2011; 30: 491-6
151. **Sangwan VS, Basu S, Vemuganti GK, Sejpal K, Subramaniam SV, Bandyopadhyay S, Krishnaiah S, Gaddipati S, Tiwari S, Balasubramanian D.** Clinical outcomes of xeno-free autologous cultivated limbal epithelial transplantation: A 10-year study. *Br J Ophthalmol* 2011; 95: 1525-9
152. **Sejpal K, Yu F, Aldave AJ.** The Boston Keratoprosthesis in the management of corneal limbal stem cell deficiency. *Cornea* 2011; 30: 1187-94

153. Shantha GP, Kumar AA, Bhise V, **Khanna R**, Sivagnanam K, Subramanian KK. Prevalence of subclinical hypothyroidism in patients with end-stage renal disease and the role of serum albumin: a cross-sectional study from south India. *Cardiorenal Med* 2011; 1: 255-60
154. **Sharma S**. Antibiotic resistance in ocular bacterial pathogens. *Indian J Med Microbiol* 2011; 29: 218-22
155. **Sharma S**. Ocular Microbiology. In *Postgraduate Ophthalmology, Vol 1* ed by Zia Chaudhuri and Vanathi M. New Delhi, Jaypee, 2012
156. Shenoy HB, **Gupta A, Sachdeva V, Kekunnaya R**. Prediction error and myopic shift after intraocular lens implantation (IOL) in paediatric cataract patients. *Br J Ophthalmol* 2012; 96: 305
157. Shirodkar AR, **Pathengay A**, Flynn HW Jr. Intravitreal gentamicin-induced macular infarction: SD-OCT features. *Ophthalmic Surg Lasers Imaging* 2011; 42: e67-70
158. Shirodkar AR, **Pathengay A**, Flynn HW Jr, Albin TA, Berrocal AM, Davis JL, Lalwani GA, Murray TG, Smiddy WE, Miller D. Delayed-versus acute-onset endophthalmitis after cataract surgery. *Am J Ophthalmol* 2012; 153: 391-8
159. Singh A, **Sangwan VS**. Use of infliximab in the treatment of peripheral ulcerative keratitis in Crohn disease. *Am J Ophthalmol* 2012; 153: 384
160. Singha R, **Murthy SI, Chaurasia S**. Anterior chamber and vitreous concordance in endophthalmitis. *Arch Ophthalmol* 2011; 129: 1243
161. Srinivas A, **Pathengay A**, Shanmugam MP. Ocular ischemia following vitreoretinal surgery in unsuspected carotid insufficiency. *World Journal of Retina and Vitreous* 2011; 1: 19-21
162. Srinivas A, **Pathengay A**, Shanmugam MP. Unilateral vitreous cyst with retinitis pigmentosa. *World Journal of Retina and Vitreous* 2011; 1: 45-6
163. Subash Shantha GP, Kumar AA, Bhise V, Sivagnanam K, Subramanian KK, Kanade P, **Khanna R**. Screening for latent tuberculosis in refugees with renal failure. *Saudi J Kidney Dis Transpl* 2012; 23: 8-14
164. Sudhan A, Khandekar R, Deveragonda S, **Devi S**, et al. Patient satisfaction regarding eye care services at tertiary hospital of central India. *Oman J Ophthalmol* 2011; 4: 73-6
165. Sultan MB, Zhou D, Loftus J, Dombi T, Ice KS, Macugen 1013 study group (**Jalali S**). A phase 2/3 multicenter, randomized, double-masked, 2-year trial of pegaptanib sodium for the treatment of diabetic macular edema. *Ophthalmology* 2011; 118: 1107-18
166. **Tiwari S, Ali MJ, Balla MM, Naik MN, Honavar SG**, Reddy VA, Vemuganti GK. Establishing human lacrimal gland cultures with secretory function. *PLoS One*. 2012; 7(1): e29458.
167. Thakkestian A, McKay GJ, McEvoy M, Chakravarthy U, **Chakrabarti S**, Silvestri G, **Kaur I**, Li X, Attia J. Systematic review and meta analysis of the association between complement component 3 and age-related macular degeneration: A HuGE review and meta-analysis. *Am J Epidemiol* 2011; 173: 1365-79
168. **Vaddavalli PK**, Hurmeric V, Yoo SH. Air bubble in anterior chamber as indicator of full-thickness incisions in femtosecond-assisted astigmatic keratotomy. *J Cataract Refract Surg* 2011; 37: 1723-5
169. **Vaddavalli PK**, Yoo SH. Femtosecond laser in-situ keratomileusis flap configurations. *Curr Opin Ophthalmol* 2011; 22: 245-50
170. **Vaddavalli PK**. Refractive surgery consultation section: May consultation #6. *J Cataract Refract Surg* 2011; 37: 976
171. **Vaddavalli PK**, Hurmeric V, Wang J, Yoo SH. Corneal haze following disruption of epithelial basement membrane on ultra-high-resolution OCT following Femtosecond LASIK. *J Refract Surg* 2012; 28: 72-4
172. **Vaddavalli PK**. Refractive surgery consultation section: September consultation #2. *J Cataract Refract Surg* 2011; 37: 1735-6
173. **Vaddavalli PK, Garg P, Sharma S, Sangwan VS, Rao GN**, Thomas R. Role of confocal microscopy in the diagnosis of fungal and acanthamoeba keratitis: Author reply. *Ophthalmology* 2012; 119: 429-30
174. Vemuganti GK, **Rathi VM, Murthy SI**. Histological landmarks in corneal dystrophy: pathology of corneal dystrophies. *Dev Ophthalmol* 2011; 48: 24-50
175. Vemuganti GK, **Sangwan VS, Mariappan I, Balasubramanian D**. Regenerative therapies for the ocular surface in regenerative medicine from protocol to patient. Ed by Gustav Steinhoff. New York, Springer, 2011
176. Vemuganti GK, **Murthy SI, Das S**. Update on pathologic diagnosis of corneal infections and inflammations. *Middle East Afr J Ophthalmol* 2011; 18: 277-84
177. Vodapalli H, **Murthy SI, Jalali S, Ali MJ, Rani PK**. Comparison of immersion ultrasonography, ultrasound biomicroscopy and anterior segment optical coherence tomography in the evaluation of traumatic phacocoles. *Ind J Ophthalmol* 2012; 60: 63-5
178. Wallang BS, **Rath S**. Does pre-enucleation chemotherapy lead to increased risk of metastasis in advanced retinoblastoma? *J Clin Oncol* 2011; 29: 3334-5
179. Yau JW, Rogers SL, Kawasaki R, Lamoureux EL, Kowalski JW, Bek J, Chen SJ, Dekker JM, Fletcher A, Grauslund J, Haffner S, Hamman RF, Ikram MK, Kayama T, Klein BE, Klein R, **Krishnaiah S**, et al. Global prevalence and major risk factors of diabetic retinopathy. *Diabetes Care* 2012; 35: 556-64

Presentations

In addition to these presentations, our faculty participated in other international/national scientific and nonscientific forums during the year. Faculty members also organised and presented at LVPEI meetings and CME programs. At several meetings multiple presentations were made.

Mohammad Javed Ali

International

International Society of Dacryology and Dry Eyes (ISDDE) meeting, Manila, Philippines. November 30 – December 2, 2011 (Speaker)

Topics: Canalicular trephination: What's old is new again!
Endoscopic guided self-linking stents in ped ext DCR
Acute dacryocystitis: Management and outcomes
Capillary hemangioma: Management updates
Canaliculitis: Clinico-microbiological profiles & outcomes
SANDO and facial trauma

Zhongshan Ophthalmic Center, Guangzhou, China.
December 6-7, 2011 (Speaker)

Topics: Endonasal revision DCR: Challenging cases
Challenging cases in endonasal lacrimal surgeries

National University Hospital of Singapore (NUHS), Singapore.
December 10, 2011 (Speaker, quizmaster)

Topic: Minimally invasive placement of bypass tubes

Fusion 2012, International Masters' Course in Pediatric Ophthalmology & Oculoplasty, LVPEI, Hyderabad.
February 12-14, 2012 (Speaker)

Topics: Adult balloon DCP
Canalicular blocks – workable solutions
Endoscopic CDCR
DCR: Cornerstone in the evolution of dacryology

National

Cipla All India Web Conference, Hyderabad. August 2011 (Speaker)

Topic: Surgical manouvers in external DCR

International Association of Pathologists – India Division (IAP-ID) conference, Hyderabad. August 2, 2011 (Speaker)

Topic: Retinoblastoma for the pathologists

Vasan meet, Chennai. September 11-13, 2011 (Speaker)

Topics: Importance of nasal endoscopy for ophthalmologists
Endoscopic CDCR: No blocks acceptable
Sisler's canalicular trephining

35th annual meeting of Andhra Pradesh Ophthalmological Society (APOS), Nellore. September 23-25, 2011 (Speaker)

Topics: Self-linking stents in pediatric DCRs
CDCR-advancing frontiers
Endonasal revision DCRs
Imaging in ophthalmic plastics
Principles of chemotherapy and radiotherapy

Ophthalmic Plastics CME, Sankar Foundation Eye Hospital, Visakhapatnam. November 2011 (Speaker)

Topics: Congenital NLD obstruction, what you must know
Tips for a successful external DCR

70th annual meeting of All India Ophthalmological Conference (AIOS), Kochi. February 2-5, 2012 (Speaker)

Topic: Importance of nasal endoscopy
Canalicular obstructions
Revision endonasal DCRs
Endoscopic CDCR
RBI gene mutations and clinical correlations
Lacrimal trauma

Bhupesh Bagga

National

Annual meeting of Delhi Ophthalmological Society, Delhi. April 15-17, 2011 (Speaker)

Topic: Medical and surgical management of acanthamoeba keratitis

Haryana Ophthalmic Society meeting, Rohtak.
November 2, 2011 (Faculty)

Topic: Deep lamellar keratoplasty in infectious keratitis

70th annual meeting of All India Ophthalmological Conference (AIOS), Kochi. February 2-5, 2012

Free paper: Comparison of deep anterior lamellar keratoplasty and penetrating keratoplasty in acanthamoeba keratitis

Deepak Kumar Bagga

National

19th annual meeting of Indian Eye Research Group (IERG), LVPEI, Hyderabad. July 30-31, 2011

Poster: Quality of life associated with glaucoma

RetinAware 2011, national convention of Retina India, New Delhi. September 24-25, 2011 (Faculty)

Topic: Assistive technology – an update

Divya Balakrishna

International

6th Asia-Pacific Vitreo-Retina Society and 20th Vitreo Retinal Society – India meeting, Hyderabad. December 1-3, 2011 (Speaker)

Topic: Evolving trends of retinopathy of prematurity over a decade

D Balasubramanian

International

Officers meeting of TWAS, the academy of sciences for the developing world, Paris, France. April 18-19, 2011 (Secretary General, Speaker)

Association for Research in Vision and Ophthalmology (ARVO) annual meeting, Ft Lauderdale, FL, USA. May 1-5, 2011 (Poster, advocacy group meetings, Indo-US bilateral program group, and ARVO Chapters)

1st Annual Coimbra Champalimaud Symposium, Coimbra, Portugal. June 16, 2011 (Speaker)

Portuguese Ophthalmic Society annual meeting, Coimbra, Portugal. June 17, 2011 (Speaker)

Topic: Optineurin

3rd Annual Stem Cells Asia & Regenerative Medicine Congress, International Society for Stem Cell Research, Singapore. October 11-13, 2011 (Speaker)

22nd General Meeting of TWAS, Trieste, Italy. November 21-23, 2011 (Attended)

International Conference on the Lens, National Foundation for Eye Research, Kona, Hawaii. January 15-19, 2012 (Attended)

Officers Meeting of TWAS, Paris, France. March 13-15, 2012 (Attended)

National

University of Goa and Goa Biotechnology Advisory Committee meeting, Goa. May 13, 2011 (Attended)

SciComm workshop, The Wellcome Trust-DBT India Alliance, Hyderabad. June 8, 2011 (Speaker)

Standing Committee on Promotions & Assessment, Indian Institute of Science, Bengaluru. June 24, 2011 (Attended)

23rd Academic Council meeting, Tata Institute of Fundamental Research, Mumbai. July 1, 2011 (Attended)

Mid-year meeting, Indian Academy of Sciences, Bengaluru. July 8-9, 2011 (Attended)

Expert Group Committee meeting, Indian Council of Medical Research, New Delhi. July 13, 2011 (Attended)

Advances in Science, Engineering and Technology (ASET) colloquium, Tata Institute of Fundamental Research, Mumbai. July 22, 2011 (Speaker)

Life Sciences Research Board meeting, Defence Research and Development Organisation, New Delhi. August 16, 2011 (Chair)

Dr Vinod Bhakuni's Memorial Seminar, Central Drug Research Institute, Lucknow. August 24, 2011 (Speaker)

Symposium, Central Leather Research Institute and Madras Science Foundation, Chennai. August 29, 2011 (Speaker)

Brainstorming meeting on "Man, Animal and Science," Indian National Science Academy, New Delhi. September 15, 2011 (Attended)

Indian Institute of Science Education & Research, Thiruvananthapuram. September 26, 2011 (CSIR Foundation Day Lecture)

52nd Annual Conference, Panjab University, Chandigarh. November 3-4, 2011 (Invited speaker)

Mentors Group meeting, Manipal University, Manipal. November 11-12, 2011 (Attended)

CME: Regenerative and Transplantation Medicine in Ophthalmology, Narayana Nethralaya, Bengaluru. November 13, 2011 (Speaker)

AP Science Congress 2011, GITAM University, Visakhapatnam. November 15, 2011 (Inaugural address)

Annual Guha Research Conference, Khimsar, Rajasthan. December 1-5, 2011 (Attended)

Human Genome Meeting, Centre for Human Genetics, Bengaluru. December 15-16, 2011 (Speaker)

Pinnamaneni Foundation meeting, Vijayawada. December 23, 2011 (Speaker)

Governing Board Meeting, Centre for Human Genetics, Bengaluru. December 27, 2011 (Attended)

8th Institutional Committee for Stem Cell Research & Therapy meeting, Reliance Life Sciences, Mumbai. January 3, 2012 (Attended)

Science Communicators' Meet, Kalinga University of Industrial Technology, Bhubaneswar. January 4-5, 2012 (Speaker)

Defence Research and Development Organisation, Hyderabad. January 7, 2012 (Popular Science Lecture)

5th meeting of the Academic Council, Central University of Tamil Nadu, Tiruvarur. February 3-4, 2012 (Attended)

XII Plan Review of Tata Institute of Fundamental Research, Mumbai. February 11, 2012 (Attended)

Birla Institute of Technology & Science, Goa. February 15-17, 2012 (Prof Lakshminarayanan Centenary Oration)

Standing Committee on Promotions & Assessment, Indian Institute of Science, Bengaluru. March 11, 2012 (Attended)

Cell Biology Based Therapeutic Drug Evaluation Committee meeting, Drugs Controller General of India, New Delhi. March 12, 2012 (Attended)

Sayan Basu**International**

17th annual meeting of International Ocular Surface Society (IOSS), Hollywood, FL, USA. April 30, 2011

Paper: Limbal stem cell deficiency in eyes with long-standing vernal keratoconjunctivitis

Association for Research in Vision and Ophthalmology (ARVO) annual meeting, Ft Lauderdale, FL, USA. May 1-5, 2011

Posters: Correlation of angle morphology with progression of glaucoma in eyes with Boston Type I Keratoprosthesis
Corneal allograft survival after penetrating keratoplasty and cultivated limbal epithelial transplantation

Department of Ophthalmology, Duke Medical Center, NC, USA. May 10, 2011 (Speaker)

Topic: Modified Osteo Odonto Keratoprosthesis

Vision Restoration: Annual conference of Louis J Fox Center for Regenerative Medicine, PA, USA. May 26-27, 2011 (Speaker)

Topic: Clinical outcomes of xeno-free autologous cultivated limbal epithelial transplantation

National

19th annual meeting of Indian Eye Research Group (IERG), LVPEI, Hyderabad. July 30-31, 2011

Paper: Clinical outcomes of repeat autologous cultivated limbal epithelial transplantation

Poster: Clinical outcomes of allogenic cultivated limbal epithelial transplantation

Regional Institute of Ophthalmology, Kolkata. August 8, 2011 (Speaker)

Topic: Restoring vision to eyes with limbal stem cell deficiency

Maharashtra Ophthalmic Society Conference 2011, Pune. October 22, 2011 (Speaker)

Topic: Surgical technique and clinical outcomes of Modified Osteo Odonto Keratoprosthesis

10th Winter Symposium, Christian Medical College, Vellore. January 7, 2012 (Speaker)

Topic: Limbal stem cell transplantation for ocular surface burns

Soumya Basu**International**

Ocular Inflammation Congress, organised by the International Ocular Inflammation Society (IOIS) and the Uveitis Society of India (USI) in Goa. November 13-16, 2011 (Panelist, speaker)

Topic: Tubercular uveitis: New directions to an old disease

National

National Uvea Advisory Board Meeting, Allergan India, Goa, November 12, 2011 (Speaker)

Topic: Epidemiology of uveitis (infectious vs non-infectious)

Shrikant Bharadwaj

International

Association for Research in Vision and Ophthalmology (ARVO) annual meeting, Ft Lauderdale, FL, USA. May 1-5, 2011 (Poster)

World Ophthalmology Congress, Middle East Africa Council of Ophthalmology and International Council of Ophthalmology, Abu Dhabi, UAE. February 16-20, 2012 (Speaker)

Topics: How is near vision optimized in the typically developing pediatric population?

How does anisometropia of various forms impact visual functions?

National

World Optometry Day program, University of Hyderabad, Hyderabad. March 27, 2012 (Speaker)

Topic: Bridging the gap between basic science and clinical research

Subhabrata Chakrabarti

International

Association for Research in Vision and Ophthalmology (ARVO) annual meeting, Ft Lauderdale, FL, USA. May 1-5, 2011 (Speaker)

Topic: Genome-wide association study in primary congenital glaucoma

Genetics symposium, 4th World Glaucoma Congress, Paris, France. July 2, 2011 (Speaker)

Topics: Primary congenital glaucoma and CYP1B1 mutations GWAS in primary congenital glaucoma

Federal University, Rio de Janeiro, Brazil. July 4, 2011 (Speaker)

Topic: Genomics of primary congenital glaucoma

University of Campinas, Sao Paulo, Brazil. July 6-7, 2011 (Speaker)

Topics: Primary congenital glaucoma: GWAS and evolutionary implications

Genomics of primary open angle glaucoma

Harvard Medical School, Boston, USA, November 9, 2011 (Speaker)

Topic: Genomics of primary congenital glaucoma: A global perspective

National

“Glaucoma Unplugged,” XXI annual meeting of Glaucoma Society of India, Mumbai. October 7-9, 2011 (Faculty)

Topic: Gene therapy and glaucoma: Implications of ongoing research

Annual Guha Research Conference, Khimsar, Rajasthan. December 1-5, 2011 (Speaker)

Topic: Genomics of primary congenital glaucoma

5th symposium on “Frontiers in Molecular Medicine”, Jawaharlal Nehru University, New Delhi. January 31, 2012 (Speaker)

Topic: Understanding the genomics of primary congenital glaucoma; some recent results and future prospects

UGC-SAP seminar on “Genomics of Complex Diseases”, Guru Nanak Dev University, Amritsar. March 2, 2012 (Faculty)

Topic: Genomics of a complex blinding disorder

37th annual conference of Indian Society of Human Genetics, Chandigarh. March 3-5, 2012 (Speaker)

Topic: Functional genomics of inflammation and extracellular matrix remodeling in age-related complex eye diseases

Naveen Kumar Challa

National

19th annual meeting of Indian Eye Research Group (IERG), LVPEI, Hyderabad. July 30-31, 2011 (Speaker)

Topic: Nature of L- and M-cone input to cone-opponent and non-opponent mechanisms as a function of retinal eccentricity

World Optometry Day celebrations, School of Medical Sciences, University of Hyderabad, Hyderabad.

March 27-28, 2012 (Faculty)

Topic: Research opportunities in optometry

Deepa Chitta

International

6th Asia-Pacific Vitreo-Retina Society and 20th Vitreo Retinal Society – India meeting, Hyderabad. December 1-3, 2011 (Speaker)

Topic: Functional and anatomical outcomes of surgical intervention in Zone III open globe injuries

Nikhil S Choudhari

International

115th annual meeting of American Academy of Ophthalmology, Orlando, FL, USA. October 22-25, 2011

Video: Repairing Goldmann applanation tonometer is easy!

Fusion 2012, International Masters' Course in Pediatric Ophthalmology & Oculoplasty, LVPEI, Hyderabad.

February 12-14, 2012 (Speaker)

Topic: Pediatric benign intracranial hypertension

World Ophthalmology Congress, Middle East Africa Council of Ophthalmology and International Council of Ophthalmology, Abu Dhabi, UAE. February 16-20, 2012

Video: Repairing Goldmann applanation tonometer is easy!

National

CME, Golden Jubilee celebrations of Sarojini Devi Eye Hospital, Hyderabad. July 17, 2011 (Faculty)

Topic: Evaluation of the optic disc

CME, Ganapati Netralaya, Jalna. July 24, 2011 (Speaker)

Topics: Trabeculectomy in difficult situations

Glaucoma drainage devices

19th annual meeting of Indian Eye Research Group (IERG), LVPEI, Hyderabad. July 30-31, 2011

Free paper: Repairing Goldmann applanation tonometer is easy!

“Glaucoma Unplugged”, XXI annual meeting of Glaucoma Society of India, Mumbai. October 7-9, 2011

Video: Repairing Goldmann applanation tonometer is easy!

Glaucoma Workshop, Allergan, Chennai. January 22, 2012 (Faculty)

Topic: Misdiagnosis of glaucoma

70th annual meeting of All India Ophthalmological Conference (AIOS), Kochi. February 2-5, 2012 (Faculty)

Topics: True versus pseudo optic disc edema

Avoiding errors in applanation tonometry

Management of choroidal detachment

Posters: Repairing Goldmann applanation tonometer is easy!

Outcomes of trabeculectomy in juvenile open angle glaucoma

Video: Repairing Goldmann applanation tonometer is easy!

CME, Chaitanya Eye Hospital and Research Institute, Thiruvananthapuram. February 6, 2012 (Speaker)

Topic: Optic disc evaluation

Srikanth D**National**

35th annual meeting of Andhra Pradesh Ophthalmological Society (APOS), Nellore. September 23-25, 2011 (Faculty)

“Overview of contact lenses”, Continuing Professional Education program, Alcon, Bengaluru. November 19, 2011 (Speaker)

World Optometry Day Workshop on Contact Lenses, Ridley School of Optometry, Jorhat, Assam. March 2012 (Speaker)

Sujata Das**International**

45th annual meeting of Ocular Microbiology and Immunology Group (OMIG), Orlando, USA. October 21, 2011

Free paper: Microbiological profile and role of anterior chamber wash in the diagnosis of microbial keratitis

115th annual meeting of American Academy of Ophthalmology, Orlando, FL, USA. October 22-25, 2011 (Speaker)

Topic: Therapeutic keratoplasty and patch graft

Poster: Clinical outcomes of xeno-free allogenic cultivated limbal epithelial transplantation

National

International Academy of Pathology – Indian Division (IAP-ID) meeting, Hyderabad. August 1, 2011 (Faculty)

Topic: CPC of corneal infections

CME on “Tackling Infections in Ophthalmic Surgery”, Bhubaneswar. October 2, 2011 (Faculty)

Topic: Role of preoperative evaluation & prophylaxis in preventing infections

Winter meeting of the Indian Society of Cornea & Keratorefractive Surgeons (ISCKRS), New Delhi. December 3-4, 2011 (Speaker)

Topic: Management of recalcitrant keratitis

70th annual meeting of All India Ophthalmological Conference (AIOS), Kochi. February 2-5, 2012 (Faculty)

Topics: Challenges and tips for management

Clinical evaluation of a case of corneal ulcer

My no. 1 pearl in cornea

Sclero corneal patch graft for tunnel infection

Taraprasad Das**International**

Retina Sri Lanka meeting, Colombo, Sri Lanka. June 23-24, 2011 (Guest of Honor, faculty)

Topic: EVS & its current relevance in management of acute post-operative endophthalmitis

6th Asia-Pacific Vitreo-Retina Society and 20th Vitreo Retinal Society – India meeting, Hyderabad. December 1-3, 2011 (Speaker)

Topic: CATT Impact

World Ophthalmology Congress, Middle East Africa Council of Ophthalmology and International Council of Ophthalmology, Abu Dhabi, UAE. February 16-20, 2012 (Speaker)

Topic: Pharmacotherapy in wet AMD

National

Indian AMD & Retina Congress, Alcon, Hyderabad. June 25 -26, 2011 (Faculty)

Topic: Safety issues in anti VEGF selection

VISION 2020 India, Kanpur. July 22-23, 2011 (Faculty)

Topic: How do we provide comprehensive eye care services through the Vision Centres – the LVPEI experience?

Vivek Dave**International**

6th Asia-Pacific Vitreo-Retina Society and 20th Vitreo Retinal Society – India meeting, Hyderabad. December 1-3, 2011 (Speaker)

Topics: Clinical profile and management of familial exudative vitreoretinopathy

A cause of late-onset vitreous haemorrhage in regressed ROP

Merle Fernandes**International**

EuCornea meeting, Vienna, Austria. September 16, 2011

Free paper: Emergence of pan-drug resistant pseudomonas aeruginosa keratitis as a cause of microbial keratitis

European Society of Cataract & Refractive Surgeons meeting, Vienna, Austria. September 17-21, 2011 (Faculty)

Topics: Pediatric cataract: Hard facts about soft cataracts

Early outcome of diffractive multifocal IOL implantation in Indian population

National

CME, Visakhapatnam Steel Plant, Visakhapatnam. April 16, 2011 (Speaker)

Topic: Ocular emergencies

35th annual meeting of Andhra Pradesh Ophthalmological Society (APOS), Nellore. September 23-25, 2011 (Faculty, invited speaker, judge)

Topics: All that itches is not allergy

Herpes simplex keratitis and fungal keratitis

Pediatric cataract surgery

Managing pediatric cataracts

CME on Eye Donation, World Sight Day, Visakhapatnam Steel Plant, Visakhapatnam. October 8, 2011 (Speaker)

CME: Kakinada Ophthalmic Association, Kakinada. January 14, 2012 (Faculty)

Topic: Diagnosis and management of microbial keratitis

Subhash Gaddipati**National**

19th annual meeting of Indian Eye Research Group (IERG), LVPEI, Hyderabad. July 30-31, 2011

Poster: Outcome of cultivated oral mucosal epithelial transplantations (COMET) for bilateral severe limbal stem cell deficiency

Prashant Garg**International**

CAFE Advisory Board meeting, Alcon International, Singapore. June 16-18, 2011 (Attended)

Flying Eye Hospital program, ORBIS, Mongolia. June 19-23, 2011 (Volunteer faculty)

Investigators meeting under UK-India collaborative group, Scarborough, UK. July 25-29, 2011 (Invited participant)

MD Ophthalmology exams, University of Nairobi, Kenya. August 15-19, 2011 (Examiner)

41st Cambridge Ophthalmological Symposium, St. John's College, Cambridge, UK. September 6-9, 2011 (Speaker)

115th annual meeting of American Academy of Ophthalmology, Orlando, FL, USA. October 22-25, 2011 (Faculty)

Topic: Diagnosis and management of corneal infection: A case-based discussion

Poster co-author: Microbial keratitis following endothelial keratoplasty

“Corneal Symposium: Current Therapies, Novel Approaches, and Challenging Cases,” Taiwan National University, Taiwan. February 11, 2012 (Speaker)
Topic: Emerging challenges in corneal infections

National

Alcon Advisory Board Meeting, Agra. April 14, 2011 (Attended)

CME on recent advances in cornea transplantation, Lucknow Ophthalmic Society, Lucknow. April 22, 2011 (Speaker)

CME on the 50 years’ celebrations of Dr Thakorbhai Patel Eye Centre, Vadodara. April 23, 2011 (Speaker)

Cornea & Eye Banking CME, Little Flower Hospital, Angamaly, Kerala. July 17, 2011 (Speaker)

Symposium on “Phakic Future 2012,” Sparsh Nethralya, Ahmedabad. January 8, 2012 (Speaker)

Topic: Emerging challenges in microbial keratitis management

70th annual meeting of All India Ophthalmological Conference (AIOS), Kochi. February 2-5, 2012 (Speaker)

“Cornea Unplugged – The Way Forward”, LVPEI, Hyderabad. March 3-4, 2012 (Organizing Secretary)

Topic: Microbial keratitis management – one step forward one backward

Usha Gopinathan

International

50th annual meeting of Eye Bank Association of America (EBAA), Arizona, Tucson, USA. June 21-27, 2011 (Faculty)

CME, Islamia Eye Hospital and M A Isphani Institute of Ophthalmology, Bangladesh. July 18-21, 2011 (Faculty)

Association of Eye Banks of Asia meeting, Colombo, Sri Lanka. September 29-30, 2011 (Faculty)

World Ophthalmology Congress, Middle East Africa Council of Ophthalmology and International Council of Ophthalmology, Abu Dhabi, UAE. February 16-20, 2012 (Faculty)

National

Eye Bank Association of India (EBAI) Accreditation Board meeting, New Delhi. May 11, 2011 (Faculty)

Senior Leadership Meeting, organised by SightLife (Seattle), Prova Eye Bank, Kolkata. September 22-24, 2011 (Faculty)

3rd national CME Workshop on Eye Banking & Cornea Trendz, Abhinav Drishti Eye Hospital and Eye Bank Association of India, Lucknow. November 26-27, 2011 (Faculty)

70th annual meeting of All India Ophthalmological Conference (AIOS), Kochi. February 2-5, 2012 (Faculty, EBAI session)

Subhadra Jalali

International

Ocular Inflammation Congress, organised by the International Ocular Inflammation Society (IOIS) and the Uveitis Society of India (USI), Goa. November 13-16, 2011 (Speaker)

Topics: Vitreoretinal surgical procedures in chronic uveitis
Anti-VEGF in inflammatory ocular neovascularization

6th Asia-Pacific Vitreo-Retina Society and 20th Vitreo Retinal Society – India meeting, Hyderabad. December 1-3, 2011 (Chair, Local Organising Committee, speaker)

Topic: Clinical and electrophysiological correlation of hereditary retinal degenerations

Free papers: Supine spectral domain ocular coherence tomogram (SD-OCT) for pediatric patients examined under general anaesthesia
Complications of intravitreal Bevacizumab in retinopathy of prematurity

Fusion 2012, International Masters’ Course in Pediatric Ophthalmology & Oculoplasty, LVPEI, Hyderabad. February 12-14, 2012 (Speaker)
Topic: Do’s and don’ts in ROP management

National

Launch of Lucentis for DME, Novartis, Mumbai. May 26, 2011 (Chair, panelist)
Topic: Lucentis in diabetic macular edema

Ozurdex review meet, Allergan, Kolkata. June 11, 2011 (Chief guest, speaker)

Topic: Preliminary experiences in use of Ozurdex implants and review of the use of Ozurdex in retinal vein occlusions

4th Indian ARMD meet, Novartis, Hyderabad. June 25-26, 2011 (Speaker)

Topics: Multifocal ERG: Technique and advantages
Degenerative diseases of retina: Clinical and electrophysiological considerations

19th annual meeting of Indian Eye Research Group (IERG), LVPEI, Hyderabad. July 30-31, 2011

Free paper: Complications of intravitreal Bevacizumab in retinopathy of prematurity: The Indian Twin Cities ROP Screening (ITCROPS) database report number 5

Retina Update, Round Table meeting, Novartis, Hyderabad. September 4, 2011 (Speaker)

Topic: Recent advances in ROP management

Goa Ophthalmological Society meeting, Goa. September 11, 2011 (Speaker)

Topic: Retinopathy of prematurity: Screening and management issues

Allergan Ozurdex Advisory Board meeting, New Delhi. September 18, 2011 (Speaker)

Topic: Evaluation and management of non-infectious uveitis

RetinAware 2011, national convention of Retina India, New Delhi. September 24-25, 2011 (Speaker)

Topics: Leber’s congenital amaurosis
Current management of retinitis pigmentosa

Indian Bionic Eye Initiative, Department of Science and Technology, New Delhi. September 26, 2011 (Panelist)

Topic: Surgeons’ perspective on the bionic eye

Critical Care Fetal Outcome Workshop, Fernandez Maternity Hospital, Hyderabad. October 8, 2011 (Speaker)

Topic: Neonatal retinal infections

Parthasarathi Kalaiselvan

National

19th annual meeting of Indian Eye Research Group (IERG), LVPEI, Hyderabad. July 30-31, 2011

Poster: Management of post LASIK keratectasia

Chitra Kannabiran

International

Fusion 2012, International Masters’ Course in Pediatric Ophthalmology & Oculoplasty, LVPEI, Hyderabad. February 12-14, 2012 (Chair, speaker)

National

Seminar on “Genetics of Hereditary Retinal Degeneration,” Centre for Human Genetics, Bengaluru. April 2011 (Speaker)

Editorial board meeting, Journal of Genetics, Bengaluru. July 5, 2011 (Attended)

RetinAware 2011, a national consultation in retinal diseases, Retina India Foundation, New Delhi. September 24-25, 2011 (Speaker)

Topic: Genetics of retinal diseases

International symposium on "Genetics in Ophthalmology", 70th annual meeting of All India Ophthalmological Conference (AIOS), Kochi. February 2-5, 2012 (Faculty)

UGC-SAP seminar on "Genomics of Complex Diseases", Guru Nanak Dev University, Amritsar. March 2, 2012 (Speaker)

Topic: Genetics of corneal dystrophies

Inderjeet Kaur

International

Pfizer Ophthalmic Research Institute/Association for Research in Vision and Ophthalmology (ARVO) annual meeting, Ft Lauderdale, FL, USA. April 29-30, 2011 (Speaker)

Topic: Glaucoma genetics: Differences in ethnic groups (biomarkers for glaucoma)

National

Thadikonda Seminar on "Recent Developments in Pharmaceutical Sciences", LVPEI, Hyderabad. August 22, 2011 (Speaker)

Topic: Pharmacogenomics

Ramesh Kekunnaya

International

36th Indonesian Ophthalmologists Association annual meeting, Manado, Indonesia. September 30 – October 2, 2011 (Speaker, moderator, chair)

Topics: Management of superior oblique palsy
Management of cranial nerve palsy
Video based strabismus surgery
IOL calculation formulae in children
Pediatric cataract surgical tips
Evaluation of strabismus in a child
Management of childhood nystagmus

115th annual meeting of American Academy of Ophthalmology, Orlando, FL, USA. October 22-25, 2011 (Speaker, faculty)

Topics: Do study design and methodology affect pediatric cataract surgery outcome?
Strabismus surgery: A comprehensive approach
What's new in pediatric ophthalmology in 2011?

Fusion 2012, International Masters' Course in Pediatric Ophthalmology & Oculoplasty, LVPEI, Hyderabad. February 12-14, 2012 (Organizing Secretary)

World Ophthalmology Congress, Middle East Africa Council of Ophthalmology and International Council of Ophthalmology, Abu Dhabi, UAE. February 16-20, 2012 (Speaker)

Topics: Aniridia

When to give up patching?

Free papers: Management of horizontal deviation in congenital superior oblique palsy

Secondary IOL in children: A decade long analysis

Video: Topical anesthesia strabismus surgery

Jakarta Eye Center International Meeting 2012, Jakarta. March 3-4, 2012 (Chair, symposium, speaker)

Topics: IOL calculations in children

How studies affect pediatric cataract outcome?

Fusion 2012, International Masters' Course in Pediatric Ophthalmology & Oculoplasty, LVPEI, Hyderabad. February 12-14, 2012 (Organizing Secretary)

38th annual meeting of American Association for Pediatric Ophthalmology and Strabismus, San Antonio, Texas, USA. March 24-28, 2012 (Professional Education Committee Member, faculty, speaker)

Topics: Extra-large strabismus surgical management

What's new in pediatric ophthalmology in 2012?

Analysis of prediction error of IOL in children less than 2 years

Poster co-author: Efficacy of split hour patching in children

National

Dr NS Reddy Endowment Lecture 2011, Sarojini Devi Eye Hospital, Hyderabad. July 23, 2011

35th annual meeting of Andhra Pradesh Ophthalmological Society (APOS), Nellore. September 23-25, 2011 (Speaker, faculty, free paper, video, poster)

Topics: Pediatric ophthalmoplegia

Evaluation of a case of pediatric cataract

Optic Neuritis: Focus Group meeting, Hyderabad.

November 23, 2011 (Panelist and speaker)

National Consultative meeting of Expert Group, UNICEF and Institute of Post Graduate Medical Education and Research, Kolkata. January 24-26, 2012 (Faculty, panelist)

Topic: Importance of early detection and management of amblyopia and strabismus

70th annual meeting of All India Ophthalmological Conference (AIOS), Kochi. February 2-5, 2012 (Speaker)

Topics: Disc edema, what next

Inferior oblique surgery

Rohit Khanna

International

International Agency for the Prevention of Blindness (IAPB) Council of Members meeting, Dubai. September 12-14, 2011 (Attended)

115th annual meeting of American Academy of Ophthalmology, Orlando, FL, USA. October 22-25, 2011

Poster: Risk factors for endophthalmitis at a tertiary care center in India: A matched case-control study

National

19th annual meeting of Indian Eye Research Group (IERG), LVPEI, Hyderabad. July 30-31, 2011 (Co-chair, session)

Symposium on "Health Systems, Eye Health and Non Communicable Diseases," LVPEI, Hyderabad. October 17, 2011 (Organiser)

Public Health Research Seminar, School of Medical Sciences, University of Hyderabad, and George Institute for Global Health, Hyderabad. November 12-13, 2011 (Speaker)

Topic: Eye research priorities in India

Manav Khera

International

Ocular Inflammation Congress, organised by the International Ocular Inflammation Society (IOIS) and the Uveitis Society of India (USI), Goa. November 13-16, 2011

Free paper: Amikacin and ceftazidime resistant gram negative post-operative bacterial endophthalmitis

Nageswara Rao Kollu

National

19th annual meeting of Indian Eye Research Group (IERG), LVPEI, Hyderabad. July 30-31, 2011

Poster: Variations at the 7q31 locus harbouring CAV1 and CAV2 are not associated with primary glaucomas in an Indian population

Panjab University, Chandigarh. March 3-5, 2012

Paper: Molecular genetic analysis of intraocular pressure (IOP) related glaucomas in Indian population

Pravin V Krishna

International

West Java Ophthalmic Society annual meeting, Bandung, Indonesia. March 30 – April 1, 2011 (Speaker)

American Society of Cataract and Refractive Surgery meeting, San Diego, USA. April 2011 (Speaker)

Association for Research in Vision and Ophthalmology (ARVO) annual meeting, Ft Lauderdale, FL, USA. May 1-5, 2011 (Presenter)

Meeting of Cornea External Diseases Association, Ft Lauderdale, FL, USA. May 2, 2011 (Speaker)

Bioptigen users meeting, Bioptigen Inc, Ft Lauderdale, FL, USA. May 5, 2011 (Speaker)

115th annual meeting of American Academy of Ophthalmology, Orlando, FL, USA. October 22-25, 2011 (Speaker, faculty)

Fusion 2012, International Masters' Course in Pediatric Ophthalmology & Oculoplasty, LVPEI, Hyderabad. February 12-14, 2012 (Chair, speaker)

World Ophthalmology Congress, Middle East Africa Council of Ophthalmology and International Council of Ophthalmology, Abu Dhabi, UAE. February 16-20, 2012 (Speaker, faculty)

National

35th annual meeting of Andhra Pradesh Ophthalmological Society (APOS), Nellore. September 23-25, 2011 (Speaker)

Eyedu 2011, Eye Education Foundation, Mangalore. October 1-2, 2011 (Speaker)

CME: What's New in Ophthalmology, Maharashtra Institute of Medical Sciences and Research, Latur, Maharashtra. November 13-14, 2011 (Speaker)

Eyedu 2011, Eye Education Foundation, Faridabad/Gurgaon. December 9-10, 2011 (Speaker)

RELEX and SMILE meeting, Carl Zeiss, Mumbai. December 17, 2011 (Speaker)

Cataract and Refractive Surgery Update, Hyderabad Ophthalmology Association, Hyderabad. January 22, 2012 (Speaker)

Postgraduate update program, Guntur Medical College, Guntur. January 28, 2012 (Speaker)

70th annual meeting of All India Ophthalmological Conference (AIOS), Kochi. February 2-5, 2012 (Speaker, faculty, poster)

Refractive Surgery Update, Laser Vision Eye Center, Hyderabad. February 25, 2012 (Speaker)

Kshitij Kumar

International

6th Asia-Pacific Vitreo-Retina Society and 20th Vitreo Retinal Society – India meeting, Hyderabad. December 1-3, 2011 (Speaker)

Topic: Presentation of atypical ocular toxoplasmosis in a tertiary centre in southern India

Savitri Maddileti

National

19th annual meeting of Indian Eye Research Group (IERG), LVPEI, Hyderabad. July 30-31, 2011

Poster: Plasma polymer coated therapeutic contact lenses for the expansion and delivery of limbal epithelial cells

Ajit Babu Majji

International

6th Asia-Pacific Vitreo-Retina Society and 20th Vitreo Retinal Society – India meeting, Hyderabad. December 1-3, 2011 (Faculty, chair, sessions)

Poster: Disc pit with macular detachment

National

62nd annual conference of Delhi Ophthalmological Society, Delhi. April 15-17, 2011 (Speaker, judge)

Topics: Diabetic retinopathy: Epidemiologic initiatives
Posurdex trial in patients with retinal vein occlusions

“Reticon,” a retina conference with live surgery, Agarwal Retina Foundation, Chennai. May 8, 2011 (Speaker)

Topics: Management of post-operative endophthalmitis
Management of retinal vein occlusions

5th annual AMD Conference, Novartis, Hyderabad. June 25-26, 2011 (Speaker)

Topics: High resolution ultrasound, what more it offers?

Intraocular Implant & Refractive Society – India conference, Chennai. July 9-10, 2011 (Speaker, Co-convenor, session)

Topics: Diabetic retinopathy: Challenges ahead
Management of fungal endophthalmitis

Bombay Ophthalmological Conference, Bombay Ophthalmic Association, Mumbai. August 27-28, 2011 (Speaker, chair, session)

Topics: Diabetic retinopathy: Challenging cases
Fungal endophthalmitis: Clinical presentation and management

Hyderabad Retina Club meeting, Hyderabad. September 4, 2011 (Speaker)

Topic: Recent advances in retinal vein occlusions

35th annual meeting of Andhra Pradesh Ophthalmological Society (APOS), Nellore. September 23-25, 2011 (Dr Surya Prasad Rao Oration, judge)

Topic: Post-operative endophthalmitis: An ophthalmologist's nightmare

World Sight Day program, Devnar School for Blind, Hyderabad. October 13, 2011 (Speaker)

Topic: Management of diabetic retinopathy

Orissa State Ophthalmological Society annual meeting, Berhampur, Odisha. November 12-13, 2011 (Speaker)

Topics: What to look for in a patient with diabetes
Management of fungal endophthalmitis

East Zone Ophthalmologic Conference and West Bengal State Ophthalmological Society meeting, Kolkata.
November 26-27, 2011 (Judge, speaker, panelist)
Topic: Fungal endophthalmitis: Clinical presentation and management

70th annual meeting of All India Ophthalmological Conference (AIOS), Kochi. February 2-5, 2012 (Free papers, speaker, chair, sessions, judge, faculty)
Topics: Hydrophilic intraocular lens as a cause of an outbreak of post-cataract Pseudomonas endophthalmitis
How to publish interesting case presentations
Macular edemas
What would be an ideal screening program

CME, Rourkela Ophthalmic Association and Department of Ophthalmology of Rourkela Steel Plant, Rourkela, Odisha.
February 19, 2012 (Speaker)
Topic: Role of anti-VEGF agents in age related macular degeneration

Conference on Glued Intraocular Lens, Agarwal Retina Foundation, Hyderabad. March 18, 2012 (Speaker)
Topic: Vitrectomy tips in posterior capsule rupture

Hyderabad Ophthalmic Association meeting, Hyderabad.
March 25, 2012 (Speaker)
Topics: Surgery for post-operative endophthalmitis
Buckling combined with vitreous surgery! Do we still need to combine?
PDR: Surgical indications

Anil K Mandal

International

Pediatric Glaucoma Clinical Meeting, The College of Ophthalmologists of Sri Lanka, Colombo, Sri Lanka.
June 5, 2011 (Faculty)
Topic: Management of congenital glaucoma

World Glaucoma Congress, Paris, France. June 29 – July 2, 2011 (Chair, sessions, faculty, videos)
Topics: Combined trabeculotomy-trabeculectomy – long term results and visual outcome

Videos: Twenty years of comprehensive care for children with congenital glaucoma
Surgical outcome of early onset glaucoma in children with Axenfeld Rieger anomaly
The differential diagnosis of Descemet's tears (Haab's Striae) and surgical outcome of infantile glaucoma presented with acute hydrops

Poster co-author: The clinical experience and surgical outcome in treating patients of phacomatosis pigmentovascularis with glaucoma at a tertiary eye care centre

Indo-Brazil Collaborative meeting, Centro de Oftalmologia Especializada, Rio, Brazil. July 4-7, 2011 (Faculty)
Topic: Twenty years experience on congenital glaucoma

Department of Ophthalmology, University of Campinas, Sao Paulo, Brazil. July 7, 2011 (Faculty)
Topic: Comprehensive care for children with developmental glaucoma

Fusion 2012, International Masters' Course in Pediatric Ophthalmology & Oculoplasty, LVPEI, Hyderabad.
February 12-14, 2012 (Faculty)
Topic: Overview of congenital glaucoma management
Videos: The differential diagnosis of Descemet's tears (Haab's Striae)
Surgical outcome of infantile glaucoma presented with acute corneal hydrops

National

30th annual CME program, Sarojini Devi Eye Hospital, Hyderabad. July 18, 2011 (Faculty)
Topic: Long-term management and follow-up of children with developmental glaucoma

CME program, Hyderabad Ophthalmic Association, Hyderabad.
August 28, 2011 (Faculty)
Topic: Step by step trabeculectomy

Multidisciplinary consultative meeting (to develop operational guidelines for developmental screening and early intervention services – 0-3 years), Raichak, West Bengal. January 24-26, 2012 (Attended)
Topic: Newborn glaucoma

Preeji Mandathara

International

British Contact Lens Association meeting (BCLA), Manchester, UK. May 26-29, 2011
Poster: Corneal erosions with silicone hydrogel lens wear in India

National

19th annual meeting of Indian Eye Research Group (IERG), LVPEI, Hyderabad. July 30-31, 2011
Posters: Corneal erosions with silicone hydrogel lens wear in India
RGP contact lens fitting in keratoconus using Fitscan technology

35th annual meeting of Andhra Pradesh Ophthalmological Society (APOS), Nellore. September 23-25, 2011 (Faculty)
Topic: Spherical soft and soft toric contact lens fitting

Kerala Ophthalmic Surgeons' meeting, Thrissur, Kerala.
September 25, 2011 (Speaker)
Topic: Newer contact lenses for keratoconus

"Overview of contact lenses", Continuing Professional Education program, Alcon, Bengaluru. November 19, 2011 (Speaker)

Indumathi Mariappan

International

Association for Research in Vision and Ophthalmology (ARVO) annual meeting, Ft Lauderdale, FL, USA. May 1-5, 2011
Poster: Characterization and differentiation of induced pluripotent stem cells (iPSCs) towards retinal lineages

Cell Symposia on Stem Cell Programming & Reprogramming, Cell Press meeting, Lisbon, Portugal. December 8-10, 2011
Poster: Derivation of retinal cell types from induced pluripotent stem cells (iPSCs)

BioSkin, Porto, Portugal. December 12, 2011 (Speaker)
Topic: Stem cells for ocular therapy

National

Winter Symposium, Centre for Stem Cell Research, Christian Medical College, Vellore. January 5-7, 2012 (Speaker)
Topic: iPSC cells for understanding ocular disorders

Srinivas Marmamula

National

19th annual meeting of Indian Eye Research Group (IERG), LVPEI, Hyderabad. July 30-31, 2011
Poster: Uncorrected refractive errors, presbyopia and spectacle coverage in Vijayawada region in south India

Eyeteach workshop, India Vision Institute, Hyderabad.
October 18-19, 2011 (Speaker)
Topic: Public eye health, the road less travelled

West Bengal of Optometrists Society conference, Kolkata. January 13-15, 2012 (Speaker)
Topic: Epidemiology of uncorrected refractive errors & presbyopia

Annie Mathai
International

6th Asia-Pacific Vitreo-Retina Society and 20th Vitreo Retinal Society – India meeting, Hyderabad. December 1-3, 2011 (Speaker)

Topic: A systematic approach to the management of diabetic macular edema

National

Retina Update, Round Table meeting, Novartis, Hyderabad. September 4, 2011 (Speaker)

Topic: Current and future treatments of dry age related macular degeneration

Hyderabad Ophthalmic Association meeting, Hyderabad. March 25, 2012 (Speaker)

Topics: Autofluorescence and age related macular degeneration
Current management of macular edema secondary to retinal vein occlusions

Vaibhev Mittal

International

Fusion 2012, International Masters' Course in Pediatric Ophthalmology & Oculoplasty, LVPEI, Hyderabad. February 12-14, 2012

Free paper: Epidemiology and clinical presentation of esotropia
Case presentation: Avulsed muscles – unique case series

Ashik Mohamed

International

Association for Research in Vision and Ophthalmology (ARVO) annual meeting, Ft Lauderdale, FL, USA. May 1-5, 2011 (Paper)

Topic: Mechanical properties of human lens capsule assessed ex vivo in a lens stretcher

National

19th annual meeting of Indian Eye Research Group (IERG), LVPEI, Hyderabad. July 30-31, 2011

Paper: Ultrastructural features of nuclear cataracts with different morphologies

Thadikonda Seminar on "Recent Developments in Pharmaceutical Sciences", LVPEI, Hyderabad. August 22, 2011 (Speaker)

Topic: Refilling the human eye lens with synthetic polymers

XXXV All India Cell Biology Conference and Symposium on Membrane Dynamics & Disease, National Institute of Science, Education and Research, Bhubaneswar. December 16-18, 2011

Poster: Human age-related nuclear cataracts with different morphologies display distinctive ultrastructural features

Sumit Monga

International

6th Asia-Pacific Vitreo-Retina Society and 20th Vitreo Retinal Society – India meeting, Hyderabad. December 1-3, 2011 (Speaker)

Topic: Surgical management in persistent fetal vasculature syndrome (PFVS)

Somasheila Murthy

International

ORBIS hospital-based training program, Phu To, Vietnam. May 16-21, 2011 (Volunteer/invited faculty)

Ocular Inflammation Congress, organised by the International Ocular Inflammation Society (IOIS) and the Uveitis Society of India (USI), Goa. November 13-16, 2011 (Organizing Committee member)

Annual meeting of International Society of Ocular Pharmacotherapeutics, Vienna, Austria. December 1-4, 2011 (Free paper, posters)

National

62nd annual meeting of Delhi Ophthalmological Society, Delhi. April 15-17, 2011 (Speaker)

CME on "Ocular Surface Disease", K G Patel Children's Hospital & Sameep Eye Hospital, Vadodara. July 9-10, 2011 (Speaker)

Annual postgraduate CME, Sarojini Devi Eye Hospital, Hyderabad. July 22, 2011 (Speaker)

Bombay Ophthalmologists Association annual meeting, Mumbai. August 28, 2011 (Speaker)

35th annual meeting of Andhra Pradesh Ophthalmological Society (APOS), Nellore. September 23-25, 2011 (Speaker)

CME, EYE Education Foundation, Manipal and Mangalore. October 1-2, 2011 (Speaker)

Maharashtra Ophthalmological State Conference, Pune. October 22-23, 2011 (Speaker)

Allergan Uveitis Advisory Board meeting, Goa. November 12, 2011 (Attended)

CME, EYE Education Foundation, Gurgaon, and Postgraduate Institute of Ophthalmology, Chandigarh. December 9-10, 2011 (Speaker)

CME on newer refractive surgical procedures, Carl Zeiss Meditech, Mumbai. December 17, 2011 (Speaker)

70th annual meeting of All India Ophthalmological Conference (AIOS), Kochi. February 2-5, 2012 (Free paper, poster, speaker)

"Cornea Unplugged – The Way Forward", LVPEI, Hyderabad. March 3-4, 2012 (Organizing Committee member)

Cornea CME, Hyderabad Ophthalmology Association, Hyderabad. March 10, 2012 (Speaker)

Ganeswara Rao Musada

International

6th Asia-Pacific Vitreo-Retina Society and 20th Vitreo Retinal Society – India meeting, Hyderabad. December 1-3, 2011

Poster: Molecular genetic analysis of Norrie Disease Pseudoglioma (NDP) gene and Tetraspanin 12 (TSPAN12) gene in Indian familial exudative vitreo retinopathy (FEVR) patients

National

19th annual meeting of Indian Eye Research Group (IERG), LVPEI, Hyderabad. July 30-31, 2011

Free paper: Molecular genetic analysis of Norrie Disease Pseudoglioma (NDP) gene and Tetraspanin 12 (TSPAN12) gene in Indian familial exudative vitreo retinopathy (FEVR) patients

Jyotsna Myneni

International

6th Asia-Pacific Vitreo-Retina Society and 20th Vitreo Retinal Society – India meeting, Hyderabad. December 1-3, 2011 (Speaker)

Topic: Electroretinogram changes in ocular ischemic syndrome

T Nagachandrika**National**

19th annual meeting of Indian Eye Research Group (IERG), LVPEI, Hyderabad. July 30-31, 2011

Free paper: Is rod function normal in subjects with rod monochromatism?

Raja Narayanan**International**

American Society of Retina Specialists annual meeting, Boston, USA. August 20-24, 2011 (Papers, posters)

Topics: Segmental buckle

Avastin in SRNVM secondary to macular telangiectasis
Vitreotomy with silicone oil injection in idiopathic macular hole

ERG changes after PASCAL and standard laser PRP in proliferative diabetic retinopathy

OCT features of CNVM secondary to CSR

Natural history of macular telangiectasia

6th Asia-Pacific Vitreo-Retina Society and 20th Vitreo Retinal Society – India meeting, Hyderabad. December 1-3, 2011 (Papers, posters)

Topics: Anatomical and visual outcomes following scleral buckling and primary vitrectomy for rhegmatogenous retinal detachment

Optical coherence tomography features of choroidal neovascularisation secondary to central serous retinopathy

Outcomes of sclera buckling and vitrectomy in retinal detachment in albinism

Standards based audit of neovascular glaucoma in a tertiary care eye institute in south India

National

62nd annual conference of Delhi Ophthalmological Society, Delhi. April 15-17, 2011 (Speaker)

Topic: AMD clinical trials (real life)

Indian AMD and Retina Congress, Hyderabad. June 25-26, 2011 (Speaker)

Topics: Diagnostic and treatment dilemma in IPCV
Anti-VEGF treatment in vein occlusions

Tapas Ranjan Padhi**International**

Fusion 2012, International Masters' Course in Pediatric Ophthalmology & Oculoplasty, LVPEI, Hyderabad.

February 12-14, 2012 (Faculty)

Topic: Management of ROP in second tier cities in Odisha and AP

National

62nd annual conference of Delhi Ophthalmological Society, Delhi. April 15-17, 2011 (Faculty)

Topic: Pediatric retinal diseases

Annual meeting of Orissa State Ophthalmological Society, Berhampur. November 12-13, 2011 (Speaker)

Topic: Micro-incision vitrectomy surgery

Avinash Pathengay**International**

Association for Research in Vision and Ophthalmology (ARVO) annual meeting, Ft Lauderdale, FL, USA. May 1-5, 2011

Poster: Vancomycin creep in MRCONS among endophthalmitis isolates

American Society of Retina Specialists annual meeting, Boston, USA. August 20-24, 2011

Poster: CNVM secondary to CSCR

Paper: Vancomycin resistance in endophthalmitis

Ocular Inflammation Congress, organised by the International Ocular Inflammation Society (IOIS) and the Uveitis Society of India (USI), Goa. November 13-16, 2011 (Faculty)

Topic: Surgical management of postoperative endophthalmitis

6th Asia-Pacific Vitreo-Retina Society and 20th Vitreo Retinal Society – India meeting, Hyderabad. December 1-3, 2011 (Faculty)

Topics: Role of evaluation of macular pigment density in ARMD

Mysterious dots

Multidrug resistant endophthalmitis

Variable intraocular tamponade during vitreo retinal surgery

National

3rd RETNETMEET – India, Bengaluru. July 9-10, 2011

(Co-chair, moderator)

CME, Sudharshini Eye Hospital, Guntur. January 24, 2012 (Speaker)

Topic: Basics and advanced interpretation of SD OCT

Niranjan K Pehere**International**

Expert Group Workshop on Childhood Cataract in Asia, organized by Child Sight Foundation and Dark and Light Blind Care (Netherlands), Dhaka, Bangladesh. August 1-4, 2011 (Invited participant)

Fusion 2012, International Masters' Course in Pediatric Ophthalmology & Oculoplasty, LVPEI, Hyderabad.

February 12-14, 2012 (Faculty)

National

CME on Neuro-ophthalmology, Narayana Medical College, Nellore. October 22, 2011 (Faculty)

Round table meeting on Pediatric Cataract, Rotary Eye Hospital, Vuyuru. November 4, 2011 (Speaker)

CME: What's New in Ophthalmology, Maharashtra Institute of Medical Sciences, Latur, Maharashtra. November 13-14, 2011 (Speaker)

CME: Pediatric Ophthalmology for Pediatricians, LVPEI, Vijayawada. January 29, 2012 (Organizing Secretary)

70th annual meeting of All India Ophthalmological Conference (AIOS), Kochi. February 2-5, 2012

Paper: IOL opacification in children raises concern

Hubli-Dharwad Ophthalmic Association monthly meeting, Hubli, Karnataka. March 20, 2012 (Speaker)

Topic: Vision assessment, refraction and prescribing glasses in children

M M Joshi Eye Institute, Hubli, Karnataka. March 21, 2012 (Guest lecture)

Topic: How to read to know and to pass

Deva Prasad**International**

6th Asia-Pacific Vitreo-Retina Society and 20th Vitreo Retinal Society – India meeting, Hyderabad. December 1-3, 2011 (Speaker)

Topic: Factors influencing presentation for ROP evaluation to a tertiary level screening centre

Charanya Ramachandran

National

19th annual meeting of Indian Eye Research Group (IERG), LVPEI, Hyderabad. July 30-31, 2011

Poster: Synthetic polymer scaffold as an alternative for human amniotic membrane (hAM) in ocular surface reconstruction

Padmaja Kumari Rani

International

6th Asia-Pacific Vitreo-Retina Society and 20th Vitreo Retinal Society – India meeting, Hyderabad. December 1-3, 2011

Posters: Prevalence and risk factors for DR in patients with non-arteritic anterior ischemic optic neuropathy
Bilateral exudative retinal detachment in young – diagnostic dilemma – case series

Fusion 2012, International Masters' Course in Pediatric Ophthalmology & Oculoplasty, LVPEI, Hyderabad. February 12-14, 2012 (Speaker)

Topic: Protocols for safe and effective ROP and non-ROP retinal screening and treatment (ITCROPS and Indian experience)

World Ophthalmology Congress, Middle East Africa Council of Ophthalmology and International Council of Ophthalmology, Abu Dhabi, UAE. February 16-20, 2012 (Speaker)

Topic: DR management – shift to the internist

National

19th annual meeting of Indian Eye Research Group (IERG), LVPEI, Hyderabad. July 30-31, 2011

Free paper: Rural vision health guardians' role in diabetes and hypertension

CME, Sarojini Devi Eye Hospital, Hyderabad. August 26, 2011 (Speaker)

Topic: ROP screening program

Prevention of Avoidable Blindness and Visual Impairment, workshop in SEAR, organized by IAPB and WHO, Madurai. September 23, 2011 (Speaker)

Topic: Primary eye care in India

World Sight Day celebrations, University of Hyderabad, Hyderabad. October 14, 2011 (Speaker)

Topic: Eye health

World Sight Day celebrations, Railway Hospital, Hyderabad. October 16, 2011 (Speaker)

Topic: Diabetic retinopathy, retinopathy of prematurity

CME, HV Desai Hospital, Pune. December 3, 2011 (Speaker)

Topics: Role of investigations in diabetic retinopathy
Lessons learnt from DR screening program

Aparna Rao

National

International Academy of Pathologists – India Division, Bhubaneswar. August 24, 2011 (Speaker)

Topic: Childhood glaucoma

“Glaucoma Unplugged,” XXI annual meeting of Glaucoma Society of India, Mumbai. October 7-9, 2011 (Faculty)

Glaucoma Update, CIPLA, Bhubaneswar. October 23, 2011 (Speaker)

Topic: Glaucoma update

Annual meeting of Orissa State Ophthalmological Society, Sambalpur. November 12-13, 2011 (Speaker)

Topic: Surgical tips for AGV in special situations

Harsha BL Rao

International

World Ophthalmology Congress, Middle East Africa Council of Ophthalmology and International Council of Ophthalmology, Abu Dhabi, UAE. February 16-20, 2012 (Papers)

Topics: Effect of spectrum bias on the diagnostic accuracy of SD-OCT in glaucoma

Accuracy of short-term progression rates to predict long-term outcomes in glaucoma

National

Andhra Pradesh Ophthalmological Society, Warangal Chapter, Warangal. June 19, 2011 (Faculty)

Topic: Medical management of glaucoma

Hyderabad Ophthalmologists' Association meeting, Hyderabad. August 28, 2011 (Speaker)

Topic: Imaging in glaucoma

“Glaucoma Unplugged,” XXI annual meeting of Glaucoma Society of India, Mumbai. October 7-9, 2011

(Keynote address, faculty)

Topics: IOP and beyond

Optic disc evaluation

“Focus 2011: Focus on Glaucoma & Cataract,” annual meeting of Swarup Eye Centre, Hyderabad. December 4, 2011 (Speaker)

Topic: Imaging in glaucoma

Gullapalli N Rao

International

Bascom Palmer Eye Institute, Massachusetts Eye & Ear Infirmary, Miami, USA. May 12, 2011 (Invited lecture)

Topic: Global blindness

Dedication Ceremony of Eugene and Marilyn Glick Eye Institute, Indiana University School of Medicine, Indianapolis, USA. August 19, 2011 (Invited lecture)

Topic: Global blindness

University of Kentucky, Lexington, Kentucky, USA.

October 29, 2011 (Invited lectures)

Topics: Global blindness: Where do we stand?

Relevance of eye research to community health

Abbott Medical Optics, Santa Ana, California, USA.

November 1, 2011 (Invited lecture)

Topic: The evolution of L V Prasad Eye Institute

Fusion 2012, International Masters' Course in Pediatric Ophthalmology & Oculoplasty, LVPEI, Hyderabad.

February 12-14, 2012 (Opening Address)

Annual meeting of Ophthalmic Society of Bangladesh, Dhaka, Bangladesh. February 28, 2012

Alim Memorial Lecture: Elimination of avoidable blindness

Annual meeting of Flaum Eye Institute, University of Rochester, Rochester, NY, USA. March 16-17, 2012

Snell lecture: Blindness and visual impairment: Can we control it globally?

Invited lecture: Epidemiology of corneal blindness and how do we tackle it?

National

Indian School of Business, Hyderabad. April 15, 2011 (Invited lecture)

Topic: LVPEI

Postgraduate Institute of Medical Education & Research, Chandigarh. August 7, 2011 (Invited lecture)

Topic: Global blindness

Suryasnata Rath

International

American Society of Plastic and Reconstructive Surgery meeting, Orlando, FL, USA. October 21, 2011
 Poster: Does double (anterior-posterior) flap anastomosis enhance success in external dacryocystorhinostomy?

Sonika Rathi

International

6th Asia-Pacific Vitreo-Retina Society and 20th Vitreo Retinal Society – India meeting, Hyderabad. December 1-3, 2011
 Poster: Quantitative analysis of vitreous humor reveals distinct protein profiles in patients with retinopathy of prematurity

National

19th annual meeting of Indian Eye Research Group (IERG), LVPEI, Hyderabad. July 30-31, 2011
 Free paper: Quantitative analysis of vitreous humor reveals distinct protein profiles in patients with retinopathy of prematurity

Varsha Rathi

International

Fusion 2012, International Masters' Course in Pediatric Ophthalmology & Oculoplasty, LVPEI, Hyderabad. February 12-14, 2012
 Free paper: Scleral contact lens in pediatric patients

National

46th Indian Contact Lens Education Program, LVPEI, Hyderabad. July 8-11, 2011 (Program In-charge, speaker)
 Topics: Refractive errors and management
 SCL complications: Non-infective keratoconus and contact lens
 Scleral contact lens
 Debate: LASIK versus contact lens

35th annual meeting of Andhra Pradesh Ophthalmological Society (APOS), Nellore. September 23-25, 2011 (Faculty)
 Topics: Complications of soft contact lenses
 Aberrometry in instruction course

Maharashtra Ophthalmological Society meeting, Pune. October 21-23, 2011 (Speaker)
 Topic: Rose K and other lenses in keratoconus

3rd national CME Workshop on Eye Banking & Cornea Trendz, Abhinav Drishti Eye Hospital and Eye Bank Association of India, Lucknow. November 26-27, 2011 (Faculty, co-convenor, moderator)
 Topics: Precut corneal tissue
 Allergic eye disease, adenoviral and microsporidial keratitis
 Advances in contact lens
 Femtosecond laser LASIK
 Phototherapeutic keratectomy

70th annual meeting of All India Ophthalmological Conference (AIOS), Kochi. February 2-5, 2012
 Free paper: Small diameter scleral contact lens: Challenges and outcome
 Poster: Postoperative measurement of Visumax-Femtosecond laser flap thickness by AS-OCT and optovue optical coherence tomography FP950

Nidhi Relhan

International

Ocular Inflammation Congress, organised by the International Ocular Inflammation Society (IOIS) and the Uveitis Society of India (USI), Goa. November 13-16, 2011
 Free paper: Role of Quantiferon gold tuberculosis test (QFT) in the management of ocular tuberculosis

Virender Sachdeva

International

Fusion 2012, International Masters' Course in Pediatric Ophthalmology & Oculoplasty, LVPEI, Hyderabad. February 12-14, 2012 (Faculty, video, co-conductor)
 Topics: Management of amblyopia
 Non-surgical issues in pediatric cataract
 Video: Topical anesthesia strabismus surgery

National

19th annual meeting of Indian Eye Research Group (IERG), LVPEI, Hyderabad. July 30-31, 2011
 Posters: Comparison of accuracy of various IOL power calculation formulae in children < 2 years
 Hyperhomocysteinemia in isolated cranial nerve palsy: Culprit or bystander
 Comparison of phenylephrine and brimonidine in achieving hemostasis in strabismus surgery
 35th annual meeting of Andhra Pradesh Ophthalmological Society (APOS), Nellore. September 23-25, 2011
 Poster: Spectrum of visual disabilities in patients referred to low vision clinics
 Convener, session: Pediatric cataracts: Hard facts about soft facts
 Clinical talk: Pediatric ophthalmoplegia
 Papers: Hyperhomocysteinemia in isolated cranial nerve palsy: Culprit or bystander
 Utility of low vision devices in patients referred to low vision clinics in a tertiary eye care centre

Align-11, 18th annual meeting of Strabismus Society of India, Dahod, Gujarat. December 17-18, 2011 (Speaker)
 Topic: Surgical management of abducens nerve palsy

70th annual meeting of All India Ophthalmological Conference (AIOS), Kochi. February 2-5, 2012 (Speaker)
 Topics: Bilateral disc edema
 Re-operations in strabismus
 Posters: Spectrum of visual disabilities in patients referred to low vision clinics
 Efficacy of split hours part-time patching versus continuous wear part-time patching for patients with unilateral amblyopia

Nishika Sahini

National

19th annual meeting of Indian Eye Research Group (IERG), LVPEI, Hyderabad. July 30-31, 2011
 Free paper: Identification of disease genes in Indian population with ARRP by homozygosity screening

Virender S Sangwan

International

7th Annual meeting of International Ocular Surface Society (IOSS), Hollywood, FL, USA. April 30, 2011 (Award Lecture)
Topic: Cell-based ocular surface reconstruction: Advance and gaps in knowledge

Association for Research in Vision and Ophthalmology (ARVO) annual meeting, Ft Lauderdale, FL, USA. May 1-5, 2011

Posters: Fluid ventilated scleral contact lenses in pediatric patients: Challenges and outcome
Effect of intraocular pressure and anisotropy on the optical properties of the cornea: An experimental study
Long-term survival of corneal allografts after penetrating keratoplasty and autologous cultivated limbal epithelial transplantation
Mechanical properties of human lens capsule assessed ex vivo in a lens stretcher

“Innovations in Vision Restoration” Lectures of The Louis J Fox joint program of UPMC Eye Center & McGowan Institute for Regenerative Medicine, Pittsburgh, USA. May 26-27, 2011 (Speaker)

Topic: Long-term outcome of autologous cultivated limbal epithelium transplant

Indo – UK Symposium, University of Sheffield, UK. July 24-28, 2011 (Speaker)

Topic: Challenging problem in ophthalmic practice

27th Biennial Cornea Conference, Massachusetts Eye & Ear Infirmary & Schepens Eye Research Institute, Boston, USA. September 30 – October 1, 2011 (Speaker)

Topic: Cell-based therapy: long term outcome

115th annual meeting of American Academy of Ophthalmology, Orlando, FL, USA. October 22-25, 2011 (Speaker, faculty)

Topics: Cultivated limbal epithelial transplantation for the management of ocular surface disease

Videos co-author: Ahmed Glaucoma Valve with Boston Keratoprosthesis
Cell-based therapy for ocular surface reconstruction in limbal stem cell deficiency

Poster: Clinical outcome of xeno-free autologous cultivated limbal epithelial transplantation

Paper: Clinical outcome of xeno-free autologous cultivated limbal epithelial transplantation: A 10-year study

Ocular Inflammation Congress, organised by the International Ocular Inflammation Society (IOIS) and the Uveitis Society of India (USI), Goa. November 13-16, 2011 (Faculty, organizer, chair, session)

Topics: Pathophysiology of uveitis: What we know in 2011
Stem cell deficiency and surgical intervention in severe ocular allergies
Surgical approaches in the management of posterior uveitis
Clinical outcomes of limbal stem cell transplantation
Outcomes of penetrating keratoplasty in Mooren’s ulcer

National

Bombay Ophthalmic Association annual meeting, Mumbai. August 28, 2011 (Faculty)

Topics: Management of end-stage corneal disease
PUK: Clinical management

Cornea Update meeting, Ophthalmic Society of West Bengal, Kolkata. September 11, 2011 (Faculty)

Topic: The evolution of our understanding of OSD and its treatment

Shroff’s Charitable Eye Hospital, Mumbai. September 18, 2011
Dr Patnaik Oration: Cell-based therapy for ocular surface reconstruction

6th Global Knowledge Conference, Flame University, Pune. January 5-7, 2012 (Faculty)
Topic: Cloud computing of eye care models

Workshop of Indian Journal of Ophthalmology, Welingkar Institute of Management, Mumbai. January 8, 2012 (Faculty)
Topic: Research for practicing ophthalmologist

TED^x, National Institute of Technology, Calicut, Kerala. January 14-15, 2012 (Faculty)
Topic: Square peg in round hole – my story

Wellcome Trust Grants Committee meeting, Bengaluru. January 23-24, 2012 (Invited expert for grants application)

Hyderabad City Diamond Jubilee, Indian Medical Association, Hyderabad. January 28, 2012
Dr R M Saboo Oration: Stem cell therapy – the promise and the potential

“Cornea Unplugged – The Way Forward”, LVPEI, Hyderabad. March 3-4, 2012 (Program Committee)

Topic: Cell based therapy for ocular surface reconstruction: Replacement versus regeneration

Kunjaj Sejpal

International

Ocular Inflammation Congress, organised by the International Ocular Inflammation Society (IOIS) and the Uveitis Society of India (USI), Goa. November 13-16, 2011

Poster: Limbal epithelial transplantation in vernal keratoconjunctivitis with limbal stem cell deficiency

World Ophthalmology Congress, Middle East Africa Council of Ophthalmology and International Council of Ophthalmology, Abu Dhabi, UAE. February 16-20, 2012

Free paper: Complications of collagen crosslinking procedure for progressive keratoconus and post LASIK keratectasia

Poster: Outcome of collagen crosslinking with ultraviolet-A and hypo-osmolar riboflavin solution in progressive keratoconus and keratectasia

National

35th annual meeting of Andhra Pradesh Ophthalmological Society (APOS), Nellore. September 23-25, 2011 (Faculty)

Topics: All about international fellowships
Cornea diagnostics made simple

Free paper: Outcome of collagen crosslinking with ultraviolet-A and hypo-osmolar riboflavin solution in progressive keratoconus and keratectasia

70th annual meeting of All India Ophthalmological Conference (AIOS), Kochi. February 2-5, 2012 (Free papers, posters)

Topics: Outcome of cultivated limbal epithelial transplantation in VKC with limbal stem cell deficiency
Microstructural changes in limbal stem cell deficiency using in vivo confocal microscopy
Complications of collagen crosslinking procedure for progressive keratoconus and post LASIK keratectasia
Outcome of Boston Keratoprosthesis in Stevens Johnson syndrome

G Chandra Sekhar**International**

Ophthalmological Society of Bangladesh meeting, Chittagong. April 2, 2011 (Speaker)
Topic: Diagnosis and management of primary glaucoma

Association for Research in Vision and Ophthalmology (ARVO) annual meeting, Ft Lauderdale, FL, USA. May 1-5, 2011
7th AIGS Information and Planning Exchange Meeting (Attended)
Consensus meeting, Glaucoma Societies and WGA Glaucoma Industry Members (Attended)

Posters: Do prostaglandin analogues reduce the intraocular pressure in the untreated fellow eye?
Effect of age on normal choroidal thickness measurement by cirrus high definition optical coherence tomography (HD-OCT)
Whole genome expression and candidate gene analysis reveals the involvement of novel genes in primary open angle glaucoma
Relationship between intraocular pressure and rate of visual field progression in glaucoma

Networking symposium "HORIZON", Alcon, Bangkok. August 5-7, 2011 (Faculty)

The ORBIS International Symposium, European Society of Cataract & Refractive Surgeons, Vienna, Austria. September 17-21, 2011 (Speaker)

Topic: The pros and cons of manual small incision non-phaco cataract surgery (MSICS) in the developing world

Allergan Advisory Board Meeting, Singapore. November 12, 2011 (Attended)

Ocular Inflammation Congress, organised by the International Ocular Inflammation Society (IOIS) and the Uveitis Society of India (USI), Goa. November 13-16, 2011 (Speaker)
Topic: Treatment of glaucoma associated with uveitis

Alcon C-11-034 Investigators Meeting, Barcelona, Spain. February 9-13, 2012 (Attended)

World Ophthalmology Congress, Middle East Africa Council of Ophthalmology and International Council of Ophthalmology, Abu Dhabi, UAE. February 16-20, 2012 (Chair)

Topics: LVPEI Eye Health Pyramid as a model for glaucoma care in the developing countries
Patient centric management and EB clinical practice guidelines
Clinical disc evaluation and correlating with visual fields

"Blindness is Our Responsibility," Cicendo Eye Hospital meeting organized by West Java Region, Bandung, Indonesia. March 30-31, 2012 (Faculty)

Topics: Glaucoma: Disc evaluation & gonioscopic examination
Principal management of POAG
Trabeculectomy: How to avoid/manage complications & advances in disc imaging

National

Dr Thakorbhai V Patel Eye Institute, Vadodara. April 23-24, 2011 (Chair, speaker)

Topics: Optic disc evaluation in glaucoma, achieving target IOP
Understanding angle closure glaucoma with newer concepts, present day role of imaging modalities in glaucoma OCT, HRT, GDx and automated perimetry
Pearls and perspectives in glaucoma diagnosis

35th annual meeting of Andhra Pradesh Ophthalmological Society (APOS), Nellore. September 23-25, 2011 (Guest of honor)

"Glaucoma Unplugged," XXI annual meeting of Glaucoma Society of India, Mumbai. October 7-9, 2011 (Keynote address)
Topic: Making therapeutic decisions: Linking target IOP, visual fields and data from imaging devices in the clinical management of glaucoma

"Save Sight Years to Protect Quality of Life," Allergan International Glaucoma Symposium, Chennai. January 21, 2012 (Expert Panel)

Mid-term Vidharbha Ophthalmic Society meeting, Nagpur. March 18, 2012 (SV Joshi Oration – Keynote lecture)
Topics: Angle closure glaucoma
Perspectives in glaucoma management

Pfizer Insight: A Symposium on Contemporary Glaucoma Management, Ahmedabad. March 25, 2012 (Speaker)
Topics: Optic disc evaluation and imaging
Perspectives in glaucoma management

Sirisha Senthil**International**

World Glaucoma Congress, Paris, France. June 29 – July 2, 2011
Posters: Rates of progression of visual field loss in perimetry open angle and angle closure glaucoma
Recurrence of malignant glaucoma post vitrectomy surgery

Videos: Refractory congenital glaucoma
Management of intraoperative and post-operative complications with Ahmed Valve implant
CO2 laser assisted deep sclerotomy in open angle glaucoma

2nd Annual National Conference of Bangladesh Glaucoma Society, Dhaka, Bangladesh. January 21, 2012 (Faculty)
Topics: Management of failing filtering blebs
Management of difficult glaucomas with aqueous drainage implants

Fusion 2012, International Masters' Course in Pediatric Ophthalmology & Oculoplasty, LVPEI, Hyderabad. February 12-14, 2012 (Faculty)
Topic: Shunt surgery for pediatric glaucoma
Video: Refractory congenital glaucoma

National

62nd annual conference of Delhi Ophthalmological Society, Delhi. April 15-17, 2011 (Faculty, convener, video)
Topic: Management of refractory developmental glaucoma
Pfizer symposium, keynote address: Compliance and persistence in the medical management of glaucoma

35th annual meeting of Andhra Pradesh Ophthalmological Society (APOS), Nellore. September 23-25, 2011 (Faculty)
Videos: Refractory congenital glaucoma
Management of failing filtering blebs

"Glaucoma Unplugged," XXI annual meeting of Glaucoma Society of India, Mumbai. October 7-9, 2011 (Faculty)
Topic: Trabeculectomy: Step by step optimizing the outcome of a trabeculectomy
Posters: Can we screen the Goldmann applanation tonometer for calibration error?
Glaucoma in Boston Keratoprosthesis
Video: Ahmed Glaucoma Valve (AGV) with Boston Keratoprosthesis

CME program, MIMSAR Medical College, Latur, Maharashtra. November 13-14, 2011 (Faculty)
Topic: Glaucoma diagnosis and management

“Focus 2011: Focus on Glaucoma & Cataract,” annual meeting of Swarup Eye Centre, Hyderabad. December 4, 2011 (Faculty)
Topic: Implants in glaucoma

Mid-term Maharashtra Ophthalmic Conference of Vidarbha Ophthalmic Society, Nagpur. March 18, 2012 (Faculty)
Topics: Trabeculectomy – pearls for surgical success and management of early and late postoperative complications in trabeculectomy
Newer surgical techniques in glaucoma
Tube implants intractable glaucoma

Savitri Sharma

International

41st Cambridge Ophthalmological Symposium, St John's College, Cambridge, UK. September 8, 2011 (Speaker)
Topic: Diagnosis of infectious diseases of the eye

45th annual meeting of the Ocular Microbiology and Immunology Group, Orlando, USA. October 21, 2011 (Faculty)
Free paper: Natamycin in the treatment of keratomycosis:
Correlation of treatment outcome and in vitro susceptibility of fungal isolates

115th annual meeting of American Academy of Ophthalmology, Orlando, FL, USA. October 22-25, 2011 (Faculty)
Topic: Laboratory methods to establish diagnosis

National

CME on “Antimicrobial Resistance: No action today – No cure tomorrow,” Aravind Eye Hospital, Madurai. April 29, 2011 (Faculty)
Topic: Antimicrobial resistance of ocular isolates: LVPEI experience

Mid-year teaching program, International Academy of Pathologists – India Division, LVPEI, Hyderabad. August 1, 2011 (Faculty)
Topic: Ocular pathogens – A microbiologist's perspective

59th annual meeting of Tamil Nadu Ophthalmic Association, Tirunelveli. August 6, 2011 (Speaker, keynote address)
Topic: Laboratory diagnosis of endophthalmitis and operating room surveillance

5th annual meeting of IAMM (Orissa Chapter), Hi Tech Medical College, Bhubaneswar. August 14, 2011 (Faculty)
Topic: Surveillance of nosocomial infections

Thadikonda Seminar on “Recent Developments in Pharmaceutical Sciences”, LVPEI, Hyderabad. August 22, 2011 (Speaker)
Topic: Fungal keratitis

70th annual meeting of All India Ophthalmological Conference (AIOS), Kochi. February 2-5, 2012 (Faculty)
Topic: Microbiological work up – how and when?

9th National Conference of Society for Indian Human and Animal Mycologists (SIHAM-2012), Siliguri, West Bengal. February 10-12, 2012 (Speaker)
Topic: Diagnosis of ocular mycosis

S Sheeladevi

National

19th annual meeting of Indian Eye Research Group (IERG), LVPEI, Hyderabad. July 30-31, 2011 (Speaker)
Topic: Knowledge, Attitude and Practices (KAP) on diabetes and diabetic retinopathy in a rural population in southern India

Symposium on “Health Systems, Eye Health and Non Communicable Diseases,” LVPEI, Hyderabad.

October 17, 2011 (Speaker)

Topic: Eye care services for the child, a comprehensive approach: LVPEI pyramidal model of service delivery

Rachna Shukla

International

6th Asia-Pacific Vitreo-Retina Society and 20th Vitreo Retinal Society – India meeting, Hyderabad. December 1-3, 2011 (Speaker)

Topic: Molecular genetic analysis of Leber's congenital amaurosis (LCA) in Indian patients

National

19th annual meeting of Indian Eye Research Group (IERG), LVPEI, Hyderabad. July 30-31, 2011

Free paper: Genetic screening of genes involved in Leber's congenital amaurosis (LCA) in Indian patients

Saika Siddiqui

National

19th annual meeting of Indian Eye Research Group (IERG), LVPEI, Hyderabad. July 30-31, 2011

Poster: Quantitative analysis of plasma proteins in patients with age related macular degeneration

Manish K Sinha

International

6th Asia-Pacific Vitreo-Retina Society and 20th Vitreo Retinal Society – India meeting, Hyderabad. December 1-3, 2011 (Speaker)

Topic: Outcomes of sclera buckling and pars plana vitrectomy in retinal detachment in albinism

National

19th annual meeting of Indian Eye Research Group (IERG), LVPEI, Hyderabad. July 30-31, 2011

Free paper: Delayed-onset endogenous Salmonella typhi endophthalmitis following typhoid: A case report and review of literature

Mukesh Taneja

International

Eurokeratoconus-II meeting, association keratocone, Bordeaux, France. September 23-24, 2011

Poster: Intraoperative pachymetry variation in C3R

National

62nd annual conference of Delhi Ophthalmological Society, Delhi. April 15-17, 2011 (Speaker)

Topics: Surgical techniques of DSEK
Topography: Current scenario
Limbal stem cell transplantation

Intraocular Implant & Refractive Society of India (IIRSI) annual conference, Delhi. August 13-14, 2011 (Speaker)

Topics: Femtosecond assisted anterior lamellar keratoplasty
Advances in cataract surgery

3rd national CME Workshop on Eye Banking & Cornea Trendz, Abhinav Drishti Eye Hospital and Eye Bank Association of India, Lucknow. November 26-27, 2011 (Speaker)

Topics: Ocular complications of immune disease and corneal toxicity in long-term ocular medication
Femtosecond laser and keratoplasty
Flap related complications

70th annual meeting of All India Ophthalmological Conference (AIOS), Kochi. February 2-5, 2012

Free papers: Intra-op pachymetry variation in collagen cross linking (CXL) with isotonic and hypotonic riboflavin
Quest for an accommodating gel IOL with ex vivo accommodation simulator (EVAS) and phaco ersatz

Devjyoti Tripathy

International

Fusion 2012, International Masters' Course in Pediatric Ophthalmology & Oculoplasty, LVPEI, Hyderabad. February 12-14, 2012 (Faculty)

Topics: Squamous cell carcinoma of eyelids
Overview of orbital infections

National

CME on Pediatric Ophthalmology, Indian Association of Pediatrics, Bhubaneswar. August 28, 2011 (Speaker)

Topics: Cat's eye reflex and retinoblastoma
Congenital nasolacrimal duct obstruction

70th annual meeting of All India Ophthalmological Conference (AIOS), Kochi. February 2-5, 2012

Free paper: Evisceration with primary orbital implant in endophthalmitis/panophthalmitis – should it be done?

Nagachandrika Tumati

International

Fusion 2012, International Masters' Course in Pediatric Ophthalmology & Oculoplasty, LVPEI, Hyderabad. February 12-14, 2012

Free paper: Is rod function normal in subjects with rodmonochromatism

Mangalangi Udayakumar

National

19th annual meeting of Indian Eye Research Group (IERG), LVPEI, Hyderabad. July 30-31, 2011

Poster: Characterization of human ciliary pigmented epithelial (CPE) cells

M Uma

National

Dr E Vaithilingam Memorial Conference, Sankara Nethralaya, Chennai. March 18, 2012

Paper: Association of systemic risk factors in different stages of diabetic retinopathy

Poster: Inter observer and intra observer variability of choroidal thickness measurement in south Indian population using spectral domain optical coherence tomography and B-scan ultrasonography

PVKS Varma

National

Glaucoma Meet, Alcon, Visakhapatnam. July 23, 2011

Case presentation: Trabeculectomy with Mitomycin C in congenital glaucoma

Panel discussion on Glaucoma Management, 35th annual meeting of Andhra Pradesh Ophthalmological Society (APOS), Nellore. September 23-25, 2011 (Faculty)

Glaucoma Meet, Alcon, Visakhapatnam. November 19, 2011 (Attended)

Glaucoma CME, LVPEI, Visakhapatnam. November 27, 2011 (Organizing Secretary)

Topics: Natural history of glaucoma
Primary angle closure glaucoma
Trabeculectomy+SICS+PC IOL
Trabeculectomy

CME on Ophthalmology, Maharajah's Institute of Medical Sciences, Nellimarla, Andhra Pradesh. December 4, 2011 (Speaker)

Topics: Natural course open angle glaucoma
Interpretation of Humphrey's visual fields
Surgical glaucoma

Kakinada Ophthalmic Association meeting, Kakinada. December 8, 2012 (Speaker)

Topics: Diastolic ocular perfusion pressure
Case presentation on trabeculectomy with MMC in congenital glaucoma

Vasundhara Vauhini

National

19th annual meeting of Indian Eye Research Group (IERG), LVPEI, Hyderabad. July 30-31, 2011

Poster: Characterization and differentiation of induced pluripotent stem cells (iPSCs) towards retinal lineages

Pesala Veerendranath

International

Association for Research in Vision and Ophthalmology (ARVO) annual meeting, Ft Lauderdale, FL, USA. May 1-5, 2011

Poster: Comparison of a novel cell phone-based refraction technique (NETRA) with objective clinical retinoscopy

National

19th annual meeting of Indian Eye Research Group (IERG), LVPEI, Hyderabad. July 30-31, 2011

Poster: Changes in the astigmatism components with accommodation

Dr E Vaithilingam Memorial Conference, Sankara Nethralaya, Chennai. March 18, 2012

Paper: Impact of uncorrected astigmatism on the distance and near-visual acuity of pseudophakic eyes

Kovai Vilas

International

Meeting on "Vision Centres' Effectiveness", organized by Vision CRC & Brien Holden Vision Institute (Sydney, Australia), Durban, South Africa. June 25 – July 1, 2011

(Technical resource person)

National

Symposium on "Health Systems, Eye Health and Non Communicable Diseases," LVPEI, Hyderabad.

October 17, 2011 (Faculty)

Topic: Vision Centres and primary eye care

Jachin David Williams

National

Camp on Eye Screening & Training girl children from Brighton, UK, St. Ann's College, Hyderabad. May 7, 2011 (Speaker)

Topic: Early identification of visual impairment among children for early intervention

Partnership Workshop, Infosys/Dialogue in the Dark, Hyderabad. December 18, 2011 (Speaker)

Topic: Awareness on addressing common eye problems

CME, Gandhi Medical College, Hyderabad. March 4, 2012 (Speaker)

Topic: Community eye health services in developing nations





Our Support

In its Silver Jubilee Year, the L V Prasad Eye Institute Network reached out to close to 3 million people! What began as a modest eye hospital, a quarter century ago, is today a globally acclaimed Centre of Excellence with a presence in over 100 locations, offering high quality, comprehensive patient care, educating all levels of eye care professionals and pursuing cutting-edge research. It began with one person's vision, but this milestone could not have been reached without the unstinting support of countless people and organisations, who shared the dream and made it a reality. We can never thank them enough!

The list of our benefactors, supporters, contributors and friends continues to grow. This year we take a look at some of the people who have joined us recently to strengthen our hands and concretize major new initiatives. Their generosity will help us to set up a larger patient care facility at our flagship Hyderabad campus and expand our educational and training initiatives. The donors for these projects come right from home, as well as from two other continents – a reflection of our large and varied support base.



Mr V C Janardan Rao with his family

Committed to a New Beginning

Mr V C Janardan Rao's interest in eye care began many, many years ago, when he noticed his daughter, who was around 5 years old at that time, peering very closely at books, etc. On consulting an ophthalmologist he learnt that his child was highly myopic.

So, from a very young age, his daughter was wearing thick glasses. When she was in her 20s, he read an article in an international magazine about laser refractive surgical correction performed by an ophthalmologist in Chicago, USA. Those were early days for LASIK, as it is now called, but he decided to take his daughter to Chicago and meet the doctor. After a couple of consultations, they decided to go ahead with the procedure. The result was amazing and they were thrilled. Today she does not wear glasses and is very comfortable.

Mr Janardan Rao has grown over the years to become a successful industrialist in Hyderabad, pioneering the manufacture of fluid power equipment in the country. He now has two companies – Veljan Hydrair Ltd and Veljan Denison Ltd, manufacturing a wide range of pneumatic and hydraulic products, which have an excellent export market.

A committed philanthropist, Mr Janardan Rao has been supporting charitable educational institutions and hospitals in Hyderabad, in Eluru, and in his native village Kovvali, for many years. A mutual friend, Mr Vellanki Rao invited him to visit L V Prasad Eye Institute; he was given a detailed tour of the facilities, where he closely observed the various facets of eye care provided by the institute. Impressed by the commitment and dedication of all those associated with the Institute, he decided to contribute to the growth and progress of L V Prasad Eye Institute.

In recognition of Mr Janardan Rao's generosity, the new building coming up at LVPEI's Kallam Anji Reddy campus in Banjara Hills, Hyderabad, will be named after his mother, Smt Velamati Soubhagyavathamma.



Dr Taraprasad Das, Dr G Chandra Sekhar, Dr Gullapalli N Rao, Mr S K Pathak, Mrs Kokil Pathak, Dr Prashant Garg, Dr Sujata Das and Dr Krishna Charan Padhy at the inauguration of the Pathak Centre for Eye Care Education at Bhubaneswar on February 24, 2012

Engineering Excellent Education for All

Mr S K Pathak is one of the early entrepreneurs who went from India to set up a business in Dubai. He is the founder, major shareholder and Chairman of ABM Group, Dubai, consisting of Al Basti and Mukhta LLC, Bilt Middle East LLC, Al Basti Inks Industry LLC and Ductfab LLC companies. The ABM Group has contributed to the rapidly changing face of Dubai and has earned a reputation of delivering high quality projects, ranking among the top engineering and construction establishments in the region.

Mr Pathak obtained his BA and MA in Economics from the University of Allahabad, Uttar Pradesh. He has been involved in ventures worldwide in areas as diverse as hotels, tea plantations, healthcare and publication, among others. He has also served on the Dubai Advisory Board of Coutts & Co, one of the world's leading private banks.

In 2011, Mr Pathak received the highest honor bestowed by the Oxford University, UK. He was inducted by Lord Patten, Chancellor of Oxford University, into the prestigious Chancellor's Court of Benefactors. This honor is reserved strictly for those whose philanthropic leadership has been exemplary.

Mr Pathak endowed a permanent scholarship fund and financed the redeveloped graduate accommodation, now known as 'SKP House' in Exeter College, Oxford University, UK. The scholarship fund supports outstanding Indian students, who wish to undertake graduate studies at Oxford University in subjects that are linked to the economic development of India.

Mr Pathak, accompanied by his wife Mrs Kokil Pathak, first visited L V Prasad Eye Institute, Hyderabad, on January 18, 2010, as a patient and was very impressed with the quality of eye care being offered to a large cross-section of the people. On subsequent visits, he saw all the activities of the institute, including the research work as well as the training programs for various levels of eye care professionals and administrators. He expressed a wish to support the educational programs of the institute, by setting up a fund for a "Pathak Centre for Eye Care Education" at the LVPEI campus in Bhubaneswar, Odisha, and another one in Visakhapatnam, Andhra Pradesh.

Governor of Andhra Pradesh, Mr E S L Narasimhan, laid the foundation stone for the Pathak Centre for Eye Care Education at the Visakhapatnam campus on July 20, 2011.

The Residence Hall, "Inspiration", of the Pathak Centre for Eye Care Education (PACE) was inaugurated by Mrs Kokil and Mr Krishna Pathak at the Bhubaneswar campus on February 24, 2012.

A Firm Foundation for Education

Dr Krupakar Paul Thadikonda is the Executive Director of Thadikonda Research Foundation – a private, non-profit, charitable organization dedicated to making a positive difference in the lives of children, adolescents, and adults who are touched by rare disorders. The organization's objectives are "To provide awareness, education and training facilities for children and families with special needs" and "To promote pharmaceutical and medical research and training in underdeveloped communities around the world" with specific reference to rare disorders such as cerebral palsy and autism.

Dr Thadikonda studied Pharmaceutical Sciences and began his career as a lecturer in Pharmacology in the Department of Pharmaceutical Sciences, Andhra University, India. He went to the United States in 1987 and completed his PhD in Neuropharmacology from St John's University, New York, USA, in 1991.

He is the Founder and President/CEO of Maryland based EMINENT Services Corporation (1997), which provides investigational drug management and information technology services to the pharmaceutical/biotechnology industry and the Federal Government/contract research organizations. He has headed positions in Ogden BioServices and McKesson BioServices, holds several patents in drug product development and is technical consultant to several Federal Agencies in clinical drug product development.

Dr Thadikonda inaugurated the Prasanth Michael Thadikonda Bhavan at Andhra University on 14 April 2009, with modern infrastructure to house the College of Pharmaceutical Sciences, Administration, Teaching and Research in Pharmaceutical Sciences.

A few years ago, Dr Thadikonda met Dr Gullapalli N Rao and became interested in supporting LVPEI's educational programs, as also the research work at the institute. In April 2011, Dr Thadikonda gave the institute a substantial grant to promote eye care education across all levels of eye care professionals. In acknowledgement, the institute's training activities will now be coordinated by the "Mark Nathaniel Thadikonda and Vijayamma Nannepaga Centre for Eye Care Education."

Dr Thadikonda said, "It is a great pleasure for our foundation to join hands with this world-famous institute." Dr Rao said, "This grant boosts our education efforts significantly as we work towards enhancing the quality of eye care across the entire developing world, by offering high standard training to professionals from all over the globe".



Dr Krupakar Paul Thadikonda



Dr D Balasubramanian, Director of Research, and Dr Usha Gopinathan, Executive Director, with Dr Krupakar P Thadikonda and Dr Gullapalli N Rao after the signing of the MoU on April 23, 2011

Your support makes it possible for all to see...

Founding Organisations

Hyderabad Eye Institute

FOUNDING TRUSTEES

Dr Gullapalli N Rao, Chair
Mr A Ramesh Prasad
Prof V Ramalingaswami
Dr Narla Tata Rao
Mr K P Prasad
Mr K Rama Rao

Indo American Eye Care Society

FOUNDING TRUSTEES

Dr Gullapalli N Rao, Chair
Prof Brijen Gupta, Secretary-Treasurer
Dr Y M Jay
Dr H Janardhan
Dr Manuel del Cerro
Dr Jeff Harris

Major Founding Donors

Mr L V Prasad, India
Mrs Pratibha Rao, India

Founders

Mrs Vijaya Lakshmi & Mr A Ramesh Prasad, India
Brien Holden Vision Institute, Australia
Operation Eyesight Universal, Canada
Mr Kode Satyanarayana & family, India
Dr K Anji Reddy, India
Mr Nimmagadda Prasad, India
Bausch + Lomb, USA
Mr V C Janardan Rao, India
Sightsavers, UK
Mr Sudhakar Ravi & Mr Sreekanth Ravi, USA
Mrs Padma & Mr Subba Rao Makineni, USA
Mr B R Barwale & Mr R B Barwale, India
Champalimaud Foundation, Portugal
Nava Bharat Ventures, India
Christoffel Blindenmission (CBM), Germany
Lavelle Fund for the Blind, Inc, USA
Mrs Kokil & Mr S K Pathak, Dubai
B H P Billiton, Australia
Mr Kishore K Kothapalli, India
G M R Varalakshmi Foundation, India
Dr Krupakar P Thadikonda, USA
N T P C Foundation, India
Mrs Ramanamma & Dr Jasti V Rattaiah, USA
Eyesight International, Canada
Family of Mrs Meera & Mr L B Deshpande, India
Mrs Smita & Mr Sanjay Deshpande, USA
Mrs Meghna & Mr Vinay Deshpande, India
Mrs Rewati & Dr Madan Maha, UK
Miriam Hyman Memorial Trust, UK
Latter-day Saint Charities, USA
Mr V Nannapaneni Choudhary, India
Mrs Soona and Mr Edward Brown, France
Prof V Ramalingaswami, India
Ms Virginia & Prof Brijen Gupta, USA
Dr Narla Tata Rao, India
Mr K P Prasad, India
Mr K Rama Rao, India
Mr Ravi Reddy, USA
SightLife, USA
ORBIS International, USA
Lions Club International Foundation, USA
Carl Zeiss, Germany

Drs Saradapurna & Sriram Sonty, USA
Swarna Bharat Trust, Nellore, India
Dr D Balasubramanian, India
Dr G Chandra Sekhar, India
Mrs Vijaya L Ramam, India
Dr Taraprasad Das & Dr Savitri Sharma, India
Mr O Naresh Kumar, India
Mr Y Mahabaleswarappa & Sons, India

Patrons

Mr Seshanna Chennawar, India
Ms Sudha Ghatrazu, India
Mr L D Jhaveri, Japan
Mr Adnan Mahmood, India
Mrs Guna & Dr Somasekhara Rao Mukkamala, USA
Mrs & Dr D Rama Naidu, India
Mr Narayan Rao Patel, India
Mrs & Mr Prasad Potluri, India
Dr Mullapudi Harishchandra Prasad, India
Dr P R K Prasad, USA
Mr T R Prasad, India
Mrs Uttara Devi & Mr B V Rao, India
Mr Vellanki V Rao, India
Mr K Chandramouli Reddy, India
Mrs & Mr Rao Remala, USA
Mrs Amrit Sujan, India
Mrs & Mr B D Sureka (Hartex Rubber Pvt Ltd), India
Mrs Javerben K Thakker & Mr Kantilal K Thakker, India
(Smt Javerben Kantilal Thakker Charity, India)
Ms Jyoti & Mr Vikram M Thapar, India
Mr Bob Ohlson, Canada
Alcon, USA
Allergan, USA
Biocon Foundation, India
Canadian International Development Agency, Canada
Combat Blindness Foundation, USA
International Federation of Eye Banks, USA
Intraocular Care Pvt Ltd, India
I T C Ltd, India
K L N Prasad Trust, India
Merck Foundation, USA
Open Society Institute, USA
Optometry Giving Sight, Australia
Pharmacia, Sweden
Seva Foundation, USA
V S T Industries, India
World Diabetic Foundation, Denmark
Narotam Sekhsaria Foundation, India

Supporters

Mr K Bhanumurti, India
Mr Dilip B Desai, India
Mr Adi Godrej, India
Mrs Sunita & Mr Praveen K Gottipalli, USA
Mr Madanlal Harbahajanka, India
Dr A P J Abdul Kalam, India
Dr Lalitesh Katragadda, India
Mr Abid Ali Khan, India
Mrs Vinita & Mr Swaroop Kolluri, USA
Dr Usha Kumar, India
Mrs Preeti & Mr Ashok Kundalia, India
Mrs Krishna & Mr Vinod K Neotia, India
Mrs Anju & Mr Mahender K Patodia, India
Mrs Rajashree & Mr Vikram Prasad, India
Mr Rudra Appala Raju, India
Mr K V J Subba Raju, India
Mrs Vatsala & Mr Vijay Sri Ram, India
(Summit Furnitures, India)

Mr S Venkateswara Rao, India
Mrs Saroja & Dr A Narasing Rao, USA
Mr R Raghu Rayala, India
Mrs Madhu & Mr Sunil Saigal, India
Mrs Mani & Mr C S Sastry, India
Dr N Madhavi & Dr N V Sastry, India
Dr Parin Vakharia, in memory of
late Olive Swoboda, India
Andhra Bank, India
Automotive Manufacturers Ltd, India
Bio Medix Optotechnik & Devices
Pvt Ltd, India
Fowler Westrup (India) Ltd, India
Fred Hollows Foundation, Australia
Grandhi Enterprises Pvt Ltd, India
Infosys Foundation, India
International Eye Foundation, USA

Johnson & Johnson, India
Merck, Sharp and Dohme, USA
Kodali Varaprasad & brothers
(Nayudamma Foundation for Education
and Rural Development, India)
Novartis, India
O C L India Ltd, India
Ravindranath General Medical
Associates Pvt Ltd, India
Rotary Club of Hyderabad, India
Shiwlal Chandrakala Devi Sarda
Charitable Trust, India
Sir Ratan Tata Trust, India
Tameer Consulting Associates, India
Thembey & Mhatre, India
Tantia Group of Companies, India

Contributors

Mr Anne Adinarayana, India
Mr Ramesh Chand Agarwal, India
Mrs Mani & Mr Sudarsana Rao Akkineni, USA
Mrs & Mr Basharat Ali, India
Dr Sajid Ali, USA
Mrs & Mr Rajendra Y Angle, India
Mr T S R Anjaneyulu, India
Mrs & Mr Mitsuiaki Aoki, India
Mrs Constance & Dr J V Aquavella, USA
Mrs K Aruna, India
Mrs & Dr P K Bakshi, India
Drs Manjula & Rajender Bansal, USA
Ms P Jaya Bharati, India
Drs Syamala & C S Bhaskaran, India
Mr Ghangabhishan Bhikulal, India
Mrs Shobha & Aashish Boghani, USA
Mrs Rita & Mr Bill Bourne, USA
Mr Vijaychandra N Cantol, India
Mrs Shanta & Mr Rajendra Prasad Challa, India
Drs Girija & Sudarsan Chavala, USA
Mrs Sreedevi & Mr Suresh Challa, India
Mr Kallianji Chaturbhuj, India
Mrs Rashmi & Dr Dinesh Chawla, USA
Mr Vijayakumar Chilakapati, USA
Mr K V R Choudary, India
Mrs Padma & Mr V Neelakanta Rao Dantu, India
Ms Bala Deshpande, India
Mrs V Anasuya Devi, India
Mr Murali K Divi, India
Dr Amit J Dolakia, India
Mr Sudhir R Doshi, India
Dr Kameswari Devi Dwarapalak, India
Mr Dhirendranath Dwivedy, India
Dr Evita Fernandez, India
Mrs Richa & Mr Lal Gehi, India
Mrs Saranya & Dr Bapineedu Gondi, USA
Dr Usha Gopinathan, India
Mrs Padma & Dr Prasad Guntupalli, USA
Mr Shrinivasan Shesha Iyengar, India
Mrs & Mr Shantilal Jain, India
Mr Manav Jalan, India
Mrs Prema & Dr H V Janardhan, USA
Mrs T Lakshmi Jhunjhunwala, India
Dr Nilanjan Joardar, India
Mrs & Mr Jayantilal Kadakia, India
Mrs & Mr P K Kanoria, India

Mrs & Mr Sham Sunder Kanoria, India
Mr Swadesh Kapoor, India
Mrs Madhu S Kapoor, India
Mrs Mary & Dr Manmadha Rao
Kasaraneni, USA
Mr G Kathuria, India
Drs Subhadra and Subhash Kaul, India
Mr Mallikarjun Kencha, India
Ms Sowjanya Kilaru, USA
Drs Prafulla & Harnath Babu Koneru, USA
Mr Sarva Kalyan Kosh, India
Mr K Sivarama Krishna, India
Mr Koshi Lalgehi, India
Mrs C Lalitha, India
Ms N Laxmi, India
Mr P Narendra & Mr P Mahendra, India
Mr Ashok Kumar Malpani, India
Drs Vijaya Kumari & Anil K Mandal, India
Mrs & Mr C P Mehta, India
Mr & Mrs Chintan Mehta, India
Mr Thomas Minner, USA
Mr Prakash Chandra Mohanty, India
Mr Narendra Kumar Mor, India
Dr Y C Mruthunjaya, USA
Drs Nalini & Ratnam V Mullapudi, USA
Mrs & Mr BVSSR Murthy, India
Dr Somasheila Murthy, India
Mrs Meena & Mr Brahmaji Mutyala, USA
Mrs Aruna Kumari & Dr Ramamurthy
Nagubadi, USA
Mrs Champaben & Mr Champalal
Nahata, India
Ms Kavita Nampalli, Australia
Mrs Annapurna & Dr Durga Das Narla, USA
Mrs Uma & Mr V G Tarak Nath, India
Mr T Padmanabhan, India
Mr Babubhai K Patel, Kenya
Mr Roshan M Patel, India
Mr Biju Patnaik, India
Drs Uppuluri Chowdary & Pinnamaneni, USA
Mr Shyam Prabhaker, USA
Mr Surya Prakash, India
Mrs & Mr T L Prasad, India
Mrs Meenalochani & Mr V Raghunathan, India
Mr D Seetha Ramaiah, India
Justice T N C Rangarajan, India

Mrs & Mr Rustom D Ranji, India
Mrs Bina & Dr T Gopal Rao, India
Mrs Sujatha & Dr Y A Kesava Rao, USA
Mr S S R Koteswara Rao, India
Drs C Sudha & Nageswara Rao, India
Dr Shalini Rao & Justice M N Rao, India
Mrs Uma Rao & Dr Ram Mohan Rao
(N Venkataswami Chetty Charitable Trust)
Dr Palle Rama Rao, India
Prof Kakarla Subba Rao, India
Mrs Swarna Kumari & Dr N U Rao, India
Mr & Mrs Goparaju Varaprasada Rao,
Bahrain
Mr K Damodar Reddy, India
Dr K Madhukar Reddy, India
Mr K Pratap Reddy, India
Mr K Sudhakar Reddy, India
Drs Katherine & C S Reshmi, USA
Prof M Sakuntala, India
Mr Giridharilal Sanghi & Mr Bajrang
Pershad Sanghi, India
Dr Virender S Sangwan, India
Mrs Kanuri Santhamma, India
Dr Satish, India
Mr Abhay J Shah, India
Mrs & Mr Pabba Shankaraiah, India
Drs Sashi & Ravinder Sharma, USA
Mrs & Mr Nissar Ahmed Siddiqui, India
Mr Katragadda Bhagat Singh, India
Mrs & Dr Girvar Singh, USA
Mr D K Somani, India
Ms Penmetcha Sreedevi, India
Mr S Srinivasan, India
Mrs Lalitha & Mr V Venkata Subramanyam,
India
Mrs Prabha & Mr Suryaprakash, India
Drs Kamala & L N Taneja, India
Mr Anil K Thakar, India
Mr I M Thapar, India
Mr Om Prakash Tibrewala, India
Mrs Radha & Mr G G Vaidya, India
Mrs & Dr Rao Vallabhaneni, USA
Mr Arjun Valluri, USA
Mrs Sitamma & Mr Rattayya Vallurupalli,
India
Dr Sangeeta Wagh, India

Contributors

Mrs Ratna Tulasi & Dr B R Yelamanchili, USA
 Drs Lyla & Ramchandar Rao Yerneni, USA
 The Davars & Unnavas Family, Australia & India
 Alkaloids Corporation, India
 Amit Castings Pvt Ltd, India
 Asia Engineering Co, India
 Balaji Trading Co, India
 Bank of India, India
 B C Mohanty & Sons Pvt Ltd, India
 Bharat Biotech International Ltd, India
 Biomed Technologies, India
 C B R Forum, India
 Chittoda Investment and Trading Pvt Ltd, India
 Consolidated Products Corporations, India
 Coopervision, USA
 Coromandel Fertilizers Ltd, India
 Deepak Fertilizers & Chemicals, India
 De Heer, The Netherlands
 Despatel Land Developers Pvt Ltd, India
 Emami Foundation, India
 Embee Corporation, India
 Emerald Chemicals, India
 E S P I Industries & Chemicals Pvt Ltd, India
 Eye Bank Association of India, India
 F D C, India
 Fullerton India Credit Co Ltd, India
 Ganapathrai Tibrewala Trust, India
 Gangabhishan Bhikulal Int Ltd, India
 G N B Tech, USA

Gunnam Subba Rao Trust, India
 Health Care Marketing Services, India
 Herdilia Chemicals, India
 Humphrey Instruments, USA
 Indian Orthocane Surgicals Ltd, India
 Jain Roadways, India
 Kamala Dalmia Charity Trust, India
 Kapoor Charitable Foundation, USA
 Kathanji Chaturbhuj Sanatorium Trust, India
 Kedia Agrotech Pvt Ltd, India
 Khan Bahadur Babukhan Foundation, India
 Konan, Japan
 Lions Club of Hyderabad Majestic, India
 Madanlal Patodia Charitable Trust, India
 Mphasis Limited, India
 Meda Narasimhulu & Co, India
 Mehta Investment & Trading, India
 Microsoft India, India
 Micro Vision, India
 Milmet Laboratories Pvt Ltd, India
 Misereor, Germany
 National Litho Printers, India
 Orson Holdings Co Ltd, India
 Oshiwara Land Dev Co Ltd, India
 Pharm Aromatic Chemicals, India
 P K Business Enterprise Ltd, India
 Personnel Search Services Pvt Ltd, India
 Pinnamaneni Poly Clinic, India
 Polymer Technology Inc, USA

Ramakrishna Poddar Smaraknidhi, India
 Rampion Eyeteck Pvt Ltd, India
 Ravela Timbers, India
 Retina Associates Eye Foundation, India
 S R K Consultants, India
 Sai Sri Printers, India
 Satyam Enterprises, India
 Shanta Biotech Pvt Ltd, India
 Siris Ltd, India
 Smt Indukuri Shakaramma
 (Indu Projects Ltd), India
 Sri Aruna Auto Service Limited, India
 Sri Krishna Jewellery Mart, India
 Sri Ramdas Motor Transport, India
 Sri Rameswar Ram Charities, India
 State Bank of India, India
 Sudershan Drugs & International Ltd, India
 Suha Devi Poddar Charitable Trust, India
 Sun Pharmaceuticals, India
 Supra Enterprises, India
 Surya Enterprises, India
 Tirupati Traders, India
 Tulsian Charitable Trust, India
 Union Bank of India, India
 Vaibhav Empire Pvt Ltd, India
 Vijaydurga Beverages, India
 Western Transport Agency, India
 Youdan Marketing, India
 Zurich Financial Services, UK

Friends

Dr M E Abraham, India
 Mr Vinod Achanta, India
 Mr Banchhanidhi Acharya, India
 Mrs Y Achutam, India
 Ms Kavita Advani, India
 Mrs Aruna Agarwal, India
 Dr Bharatendu Agarwal, India
 Mr Sharat Chandra Agarwal, India
 Ms Durgabai Agarwal, India
 Mr Kanhaiyalal Agarwal, India
 Mr Madanlal Agarwal, India
 Mr Ramavatar Agarwal, India
 Mr Rambilas Agarwal, India
 Ms Reena Agarwal, India
 Mr Ritesh Agarwal, India
 Mast Sarad Agarwal, India
 Mr Shaligram Agarwal, India
 Mrs & Mr Gowri Shankar Agarwal, India
 Mr Shishir Agarwal, India
 Mr Vikash Agarwal, India
 Dr Vinay Agarwal, India
 Dr Hussain Ahmed, India
 Ms Mahjabeen Ahmed, India
 Dr Raj Anand, India
 Mr K V Anjaneyulu, India
 Ms Sarika Jain Antony, India
 Ms R Aruna, India
 Mr Kaushik Arunagiri, India
 Ms Gowri Arur, India
 Dr M Ajit Babu, India
 Mr Siraj Badrudin, Portugal
 Mr Sam Balasundaram, India
 Dr Aashish Bansal, India
 Mr K M Bansal, India
 Ms Sashikala Begur, India

Ms Nancy Benham, India
 Mr Shyam Bhagat, India
 Mr P B Bhandari, India
 Mrs Veena & Mr Anil Bhargava, USA
 Dr Kamini & Prashant Bhatia, UAE
 Ms Winnie Bhatia, India
 Mrs Maya Bhattacharjee, India
 Mr Bidhu Sekhar Bhattacharjee, India
 Mr M S Prashudas Bhimjee, Portugal
 Mr Shah Tejas Bhupendra, India
 Ms Mary Ellen & Mr Robert J Biggar, USA
 Mr Ajeet Birani, India
 Mr Ajeet Birla, India
 Mrs Meera Biswal, India
 Mrs & Mr Harish R Boghani, India
 Mr Hari Susheel Bolisetti, India
 Mrs & Mr P K Chabbra, India
 Mr Asim K R Chakrabarti, India
 Mr M Chakravarthy, India
 Mr Mathura N Chandan, India
 Ms Anitha Chandana, India
 Dr Anitha Chandra, India
 Mr B R Siva Chandra, India
 Ms T Chandramuki, India
 Mr Jonnalagadda Chandrasekhar, India
 Mr Ram Charla, India
 Ms Pushpa Chellani, India
 Ms Hema Chennupaty, India
 Mr Naresh Chintalcheru, USA
 Dr Mrs Thayamma Chiranjivi, India
 Mr K Bramhanaiah Choudary, India
 Mr Ashok Choudhary, India
 Dr Kushal Choudary, India
 Dr Tuhin Choudhary, India
 Dr Vandana Choudary, India

Mr N Chowdary, India
 Mr Pallash Daas, India
 Mr Pankaj Daga, India
 Mr Aditya Dalmika, India
 Dr Sanghamitra Dash, India
 Mr R K De, India
 Ms R Deepika, India
 Mr Adi J Desai, India
 Mr D S Bhadrash Desai, India
 Mr Arun P Deshpande, India
 Mr Pradeep Kumar Devaki, India
 Mrs K Rajeshwari Devi, India
 Mrs P Rama Devi, India
 Ms P Rohini Devi, India
 Ms J Sarojini Devi, India
 Ms Gogineni Shyamala Devi, India
 Ms R Vimala Devi, India
 Mr K N Devidi, India
 Ms Kishan Kumar Dhanraj, India
 Mrs Archana Dhanwatay, India
 Mr Sagar U Dholepatil, India
 Mr Kiran Dintyala, India
 Ms Perin Bazun Dittia, India
 Baby Tenzing Doma, India
 Mr Premlal P Doshi, India
 Mr Ramesh Chandra V Doshi, India
 Mr Anurag Dubey, India
 Mr N Duraiswamy, India
 Mr Mayank Farwaha, India
 Dr Merle Fernandes, India
 Mr Naurooz R Rustom Fram, India
 Mrs Bhanumathi Ganapathiraju, India
 Dr Nibaran Gangopadhyay, India
 Dr Prashant Garg, India
 Ms Kalpana Garigipati, India

Friends

Ms Debasri Ghosh, India
Mr Kali Charan Ghosh, India
Dr Monimoy Ghosh, India
Mrs Renuka Ghosh, India
Mr Ashok Kumar Gilada, India
Mr Ameer Ali Gilani, India
Ms Zohra Gilani, India
Mrs & Mr S N Goel, India
Dr Nikhil Gokhale, India
Mr P Hara Gopal, India
Mr N Gopalakrishna, India
Mr Kala Gopalakrishnan, India
Mr K Gopiraju, India
Mr V R Gudka & Ms K V Gudka, UK
Mr Satish Kumar Gulati, India
Mr Ajay Gummadi, India
Mr Polisetty Ekanatha Gupta, India
Mr Kranti Gupta, India
Mr Vinit Kumar Gupta, India
Mr Manorajan Gupta, India
Ms Meena Gupta, India
Mr Naman Gupta, India
Mr Sharad Gupta, India
Dr Siddhartha Gupta, India
Mr Suresh Halwai, India
Mr & Mrs Rohtas Handa, India
Dr L Hanumayamma, India
Mr M Shamsul Haque, India
Mr P Haragopal, India
Mr H R Hebbur, India
Mrs Nurbanu & Mr Amir Hemani, India
Mrs Eva & Dr George F Hilton, USA
Dr Santosh Honavar, India
Ms Andrea Stern & Mr Larry Hulbert, Australia
Mr Ajay Ijantkar, India
Dr K Indira, India
Mr L S Hari Haran Iyer, India
Ms Shradha Jadhav, India
Mr Shreyans & Mr Aditya Jain, India
Mr Ajay Jain, India
Mr Banwarlal Jain, India
Mr Ashok Kumar Jain, India
Mr Lalit Kumar Jain, India
Mr Sushil Kumar Jain, India
Mr Parasamlal Jain, India
Ms Priyamvada Jain, India
Ms Rachana Rajiv Jain, India
Mr Rohit Jain, India
Ms Sucheta Jain, India
Mrs Veena & Mr R C Jain, India
Mrs Sudha Jalan, India
Mr Suresh Jalani, India
Dr Omkar Nath Jandial, India
Mrs P Jayabharathi, India
Mr Gangadhar Jayanty, India
Mr Steve Jenner, Canada
Mr Kashinath Jhunjhunwala, India
Mr M M Joshi, India
Mr Vijay Anand Joshi, India
Mr Suresh Joshi, India
Mrs Bimal Juneja, India
Ms Devaki Jyothi, India
Mr Samant Kakarla, India
Ms Sachi Kale, India
Ms Sushma Kalindi, India
Dr Chitra Kannabiran, India
Mr A Krishna Kanth, India
Mr Kiran Kanoria, India

Mr Gul Mohammed Kapadia, Canada
Mr I M Kapur, India
Mr Abdul Kareem, India
Mr R P Singh & Kamlesh Katiyar, India
Mr Srinivasa Katta, India
Ms D Kausalya, India
Ms Sushma Kaushik, India
Mr Banwarlal Kedia, India
Mrs & Dr Kenneth Kenyon, USA
Mr Ritesh Kewalramani, India
Dr Mohammad Sarfaraz Ali Khan, India
Mrs Muneer Khan, India
Mr Prabha Khan, India
Ms Salma Khan and Mr Shakil Khan, UAE
Ms Manju Khatawat, India
Mrs Saroja Rani & Mr M L Khemka, India
Mr Ashok Khicha, India
Mrs & Mr Kantilal Khimji, India
Mr Sita Ram Sri Kishan, India
Mr Bhupendranath Kochhar, India
Mr Challa Kodandaram, India
Ms Jayasree Kollipara, India
Mr Srinivas Koppolu, India
Mr Faruk Koreishi, USA
Dr P G Koshi, India
Mrs Kamal & Tarun Kothari, USA
Mr Narhari Prasad Koya, India
Mr K S Aravinda Krishna, India
Mr V Bala Krishna, India
Mr N Radha Krishna, India
Mr P Rama Krishna, India
Mr Allika Mohan Sai Krishna, India
Mr Manchineni Sivarama Krishna, India
Mr R N Krishnan, India
Dr Raghu Krishnan, India
Mr Viney Kulkarni, India
Mr Ajay Kumar & Mr Sushil Kumar, India
Mr Anand Kumar, India
Mr Anil Kumar, India
Mr C M Ravi Kumar, India
Mr G V Kumar, India
Mr Karmendra Kumar, India
Mr Ramesh Kumar, India
Mr Rupesh Kumar, India
Mr V Sampath Kumar, India
Mrs Asha & Mr Vijay Kumar, USA
Mr Vinod Kumar, India
Mr Ranjan Prasad Singh & Mr Gunjan Kumar, India
Mr Dintyala Udaya Kumar, India
Mr B Ranga Reddy & Ms Surya Kumari, India
Ms A Swarna Kumari, India
Mr Alladi Kuppaswami, India
Ms Karen & Mr Bill Laduke, India
Mr Prakash C Laha, India
Mrs & Dr Peter Laibson, USA
Mrs P Lalithamba, India
Mr Rozella Lapp, USA
Mr Tumma Laxminarasimhulu, India
Mr Fred de Sam Lazaro, USA
Mrs Kathy & Mr James Leo, USA
Mr Ramchand Lulla, India
Mr Rajinder K Madan, India
Mr V Madhu, India
Mrs Gangagi & Dr Sivaram Maguluri, USA
Mr Uttam Mahajan, India
Mr M P Mansinghka Mahavir, India
Mrs & Mr P Mahendra, India
Mrs Malathi Mahesh, India

Dr P Rama Rao Maimisam, India
Mr P Majumder, India
Mr Shreeram N Makadia, India
Mr Girma Makonnen, Kenya
Dr Manish Malhotra, India
Mr Amit Manaktala, India
Mr Anil Manot, India
Dr Anand Mathew, India
Mr Sunil Mathur, India
Dr Saima Majid Mattu, India
Dr Paras I Mehta, India
Mr Kapil Mehta, India
Mrs Chitra Mitra, India
Dr Kanti Mody, India
Mrs Rama & Mr Nandlal Mor, India
Mr Kshitish Chandra Mohanty, India
Mr Romesh Molhan, India
Mr Jayant P Morakhice, India
Mr Sandip Mukharjee, India
Mr Kamal Mullapudi, India
Mr Binod Kumar Murarkhar, India
Mrs Pushpavathi Murgai, India
Mrs Lakshmi Murthy, India
Mrs Lalitha Rama Murthy, India
Mr Om Prakash Murugai, India
Mr E Surendra Nath, India
Dr N C Nayak, India
Mr Vinod Nahata & Family, India
Mr K Ram Murthy Naidu, India
Mr Durgesh Nandini, India
Mr V Udaya Narayana, India
Mr V Kesav Rao Choudhary & Smt Vallurupalli Navarathnam, India
Dr Saman Sona Nayake, Sri Lanka
Mr P P Neelakantan, India
Mr Udanda Rao Neeraja, India
Mr Venkat R Nekkanti, India
Mr Siva Naga Mahesh Nelakudity, India
Ms Veda Priya Nelakudity, India
Mr M Niranjani, India
Mr Vivek Nirkha, India
Mrs Rehan Noronha, India
Dr Shirley George Panicker, India
Mr Papalal, India
Mr Rushikesh Parekh, India
Mr Krishna K Parekh & Mrs Chaula J Parekh, India
Mrs Chetna M Paretim, India
Mr Babubhai C Parikh, India
Mr P Parvathisem, India
Mrs & Mr P R Patel, India
Mr Bhupatbhai J Patel, India
Mr Bhagwan Patro, India
Mr Vijay Kumar Paudhari, India
Ms Githa Pisupati, India
Ms Bimla Poddar, India
Mr Ravindra R Poul, India
Mr Mohan Prabhakar, Malaysia
Mr P S Prabhakar, India
Mrs Subarna Prabhakar, Malaysia
Mrs Neela Dilip Prabhavalakar, India
Dr Pallavi Prabhu, India
Mr S N Prakasam, India
Mr Juhi Prasad, India
Dr M S Prasad, India
Mr M V S Prasad, India
Mr T S R Prasad, India
Mr M Satya Sai Prasad, India
Ms A Uma Prasad, India

Friends

Mr Kapa V Prasad, India
 Ms J Vijaya Prasad, India
 Mr T Venkata Praveen, India
 Mr P Punnaiah, India
 Ms Daisy Purohit, India
 Dr G Pushpalatha, India
 Mrs Lalitha & Mr Raghuram, India
 Mr Shivram Das & Mr Jagdish Rai, India
 Dr Vimala Rajappa, India
 Mr V K Rajpal, India
 Dr Rajeev, USA
 Mr K Rajsekhar, USA
 Mr A Raju, India
 Mr P L Raju, India
 Mr U K Raju, India
 Mrs Pushpa S Raju, India
 Mr Vankina Sri Rakesh, India
 Mr M Raman, India
 Dr Usha Raman, India
 Mr Gopal Krishna Ramaswamy, UK
 Mr D B Ramchandargi, India
 Mrs Kothari Rangachari, India
 Ms Vaddi Rekha Ranjani, India
 Mr A Appa Rao, India
 Mr Ayyanna Rao, India
 Mr Kuchi Bhaskara Rao, India
 Mr T Vasu Deva Rao, India
 Mr Vallabhaneni Gangadhara Rao, India
 Mr B Raja Gopal Rao, India
 Mr B K Rao, India
 Mr K Chenna Kesava Rao, India
 Mr Kanagala Kesava Rao, India
 Mr S Malleshwara Rao, India
 Mr Mallikarjuna Rao, India
 Mr Mohan Rao, India
 Mr Muralidhar Rao, India
 Mr Nrupender Rao, India
 Mr B V V H B Prasada Rao, India
 Mr C Shankar Rao, India
 Mrs D Saraswathi & Mr D M Rao, India
 Mr G V Ramana Rao, India
 Mr P Rama Rao, India
 Mr B Chandra Sekhar Rao, India
 Ms T Sharda Rao, India
 Mrs Sharmila & Mr M Srinivasa Rao, India
 Mr A V Subba Rao, India
 Mr Gannabattula Subba Rao, India
 Mr Y Sundar Rao, India
 Ms Swarna Rao, India
 Ms M Uma Rao, India
 Mrs Vaishali Rao, India
 Mr Veeramachaneni Venkata Rao, India
 M Venkateswar Rao, India
 Mr Vishal Rao, India
 Mr M Ratnam, India
 Ms Y Venkata Ratnam, India
 Dr S Ravinder, India
 Mr A Achyuth Reddy, India
 Ms Anjali Reddy, India
 Dr C Anupama Reddy, India
 Mrs & Mr Damodar Reddy, India
 Mr G Dharwa Reddy, India
 Ms Hanumadi Reddy, India
 Mr G V Kesava Reddy, India
 Dr N Krishna Reddy, India
 Mrs G Madhavi Reddy, India
 Ms Vigna Madi Reddy, India
 Dr C Vijay Mohan Reddy, India
 Dr S Ramaswamy Reddy, India
 Mr P Satyanarayana Reddy, India
 Mr C Shashidar Reddy, India
 Ms Shobha Reddy, India
 Mr Ch Suresh Reddy, India
 Mr Babulal Roongta, India
 Mr Jan Ros, Netherlands
 Mrs Shivani & Mr S K Roy, India
 Mr Steven Roy, India
 Mr Sukumar Roy, India
 Mr Pirati Saibabu, India
 Mr Shakti Sagar, India
 Ms Bimala Agarwal & Ms Parbati Sahu, India
 Ms Charulatha C Sampat, India
 Mr N Samson, India
 Mr Acmrjai Ben D Sanghavi, India
 Mr Mahesh P Sanghvi, India
 Mrs V Saraswathi, India
 Mr B V L S Sarma, India
 Mr K S N Sarma, India
 Mr K R Sarma, India
 Mr K S R Sarma, India
 Mr V V S Rama Sarma, India
 Mr V V Chalapathi Sarma, India
 Ms A Satyadevi, India
 Dr P Satyanarayana, India
 Mr G Satyanarayana, India
 Mr Sadanan Satyarthi, India
 Mr Mavji Bhai Savla, India
 Mr Vinod Kumar Saxena, India
 Ms P Seethamma, India
 Mr Capt Surya Prasad Seethapathi, India
 Mr Subrata Sen, India
 Mr Ramaswamy Seshadri, India
 Mr Behram R Sethna, India
 Mr S Satyanarayana Setty, India
 Mrs & Dr I C Shah, USA
 Ms Champaben Shah, India
 Mr Jainesh H Shah, India
 Ms Kiran Agarwal C/o Ms Shilpa Shah, India
 Mr Jahir Shah C/o Ms Shilpa Shah, India
 Mrs Rukhmani Gardi & Mr Vandana J Shah, India
 Mr G N Shah, India
 Ms Tanishka Tejas Shah, India
 Dr M Shalini, India
 Mrs Usha & Dr Shamanna, India
 Dr Padmaja Shankaridurg, Australia
 Mr Mohan Raj Shanmugam, India
 Mr B Sharma, India
 Mr Satyamanayan Shetty, India
 Mrs Lakshmi Shinde, India
 Dr Ashok C Shroff, India
 Mr Rajiv Shroff, India
 Mr S M Siddiqui, India
 Mr Amardeep Singh, India
 Mrs Meenakshi Singh, India
 Ms Ritu Singh, India
 Dr Sunil Kumar Singh, India
 Mr Vinod Singh, India
 Mr Kishan Singhal, India
 Mrs & Mr Radhey Shyam Singhal, India
 Mr Mahesh Sithani, India
 Dr J Snehalatha, India
 Mr Jai Kishan Somani, India
 Ms Parikshit Somani, India
 Mr S Somasegar, India
 Mrs Gyana Devi Sonaji, India
 Mrs Kuchakulla Sowbhagya, India
 Mr R Srichand, India
 Ms S Sridevi, India
 Dr P Sridhar, India
 Dr D Srikrishna, India
 Mr Varanasi Srikrishna, India
 Mr B Srinivas, India
 Dr P Srinivasulu, India
 Dr P Sriramulu, India
 Mr M N Srividhya, India
 Mr Sunku Pedda Subbaiah, India
 Dr C Subbarayudu, India
 Mr M Subramanayam, India
 Mr T G Subramaniam, India
 Dr Nirmala Subramanian, India
 Ms Subhashini Subramanian, India
 Mrs Sugandham, India
 Mr M Sukumaran, India
 Dr Sham Sunder, India
 Mr Subhash Surana, India
 Mr Y Suryanarayana, India
 Mr B Dorai Swamy, India
 Ms T Swarna, India
 Mr Praveen T, India
 Ms Varalakshmi Tadepalli, India
 Mr Deepak Taneja, India
 Drs Kamla & L N Taneja, India
 Dr Mukesh Taneja, India
 Dr S Telgaonkar, USA
 Mrs Savitaben D Thakker, India
 Drs Jaimala & Kishen Thanik, USA
 Ms Shanthi Thirumalai, India
 Mrs & Dr Nalin Tolia, USA
 Dr Mahendra Prasad Tripathy, India
 Mr Jagadish Turimella, USA
 Mrs Nita & Mr Nalin J Unakar, USA
 Dr Mustali M Vagh, India
 Ms A Vanathi, India
 Mr Brian Valentine, India
 Mr Raghavan Varadarajan, India
 Ms Sujatha Varadarajan, India
 Dr P V K S Varma, India
 Mr Rao S Varonari, South Africa
 Dr A R Vasavada, India
 Ms P Atchayamma Veeraswamy, India
 Mr Ravi Venkatesan, India
 Dr P V Venugopal, India
 Mr Nandlal M Verma, India
 Mr Saroj Rajnikant Vora, India
 Dr Prateep Vyas, India
 Dr Saradani Vyas, India
 Mr Sajit Wilson, India
 Ms Jenny Yao, UK
 A K Management Consultants, India
 Alliance Medical Systems, India
 American Cancer Society, USA
 Amrutha Sales Corporation, India
 Ankit, India
 Aniket Enterprises, India
 Apuroopa Builders, India
 Ariez Kothavala Memorial Trust, India
 Arudra Engineers Pvt Ltd, India
 Atma Ram & Company, India
 Bala Bandhu Foundation, India
 Banjara Hills Ladies Group, India
 Bh S R Highway Petroleum Centre, India
 Blue Star Security Services, India
 C S Construction Company, India
 Celebrity Management Group, India
 Century Fiber Plates Pvt Ltd, India
 Chinmaya Prosthetics Centre, India

Friends

Choice Marketing Company, India
Cleen N Cleen, India
Cooke & Kelway (Delhi) Pvt Ltd, India
Deccan Enterprises Pvt Ltd, India
Denis Chem Lab Limited, India
Dontineni Seshagiri Rao Charitable Trust, India
E John Kuruvilla Memorial Charitable Trust, India
Enkay Texfab Pvt Ltd, India
Eon Designers, India
Esskay Shipping Pvt Ltd, India
Formula HR Consulting Pvt Ltd, India
Frost Falcon Distilleries Ltd, India
Ginia Devi Todi Foundation, India
Girdharilal Shewnarain Tantia Trust, India
G D Salapurja Foundation, India
G P Associates, India
Harvin Scientific Optics Pvt Ltd, India
Hina Pen and Stationery, India
Hirlekar Precision Engg Pvt Ltd, India
H K Enzymes & Biochemicals Pvt Ltd, India
Hyderabad Enterprises, India
Hyderabad Vaccine House, India
Hy-Magnetics Pvt Ltd, India
Indian Institute of Public Health, India
Indo American Optics Ltd, India
Jain Housing, India
Jinga Enterprises, India
K B J Enterprises, India
K P Rao Foundation, India
K S Rao Exports Pvt Ltd, India
K V R Projects Pvt Ltd, India
Kanikar Foundation, India
Karodimal Bansal & Sons, India
Khaitan Electricals Ltd, India
Khilani Constructions Pvt Ltd, India

Khurana Engineering Pvt Ltd, India
K Kumar Raja Projects Pvt Ltd, India
Klar Sehen Pvt Ltd, India
Lal Construction, India
Lawrence & Mayo (Opticals), India
M M Consultants, India
Mahaveer General Suppliers, India
Margadarsi Chit Fund Ltd, India
Meda Charitable Foundation, India
Mehera Eye Tech Pvt Ltd, India
Metrobio Caeiro, India
Micron Platers, India
Modi Nagar Enterprises, India
NLR Property Developers Pvt Ltd, India
Naveen Paper Stores, India
Ophthalmic Marketing & Services Pvt Ltd, India
Pack & Pick Pvt Ltd, India
Padam Sugar & Co, India
Paradip Port Trust, India
Parekh Distributors, India
Paresh Chemicals, India
Pradeep Technical Consulting Services Pvt Ltd, India
Prasad Accumeter Pvt Ltd, India
Prof L V A R Sarma School of Information, India
Quick Builders, Engineers & Contractors, India
Raja Bahadur Motilal Bansilal Charitable Trust Fund, India
Ravela Engineering Industries, India
Raveela Doors & Decors, India
Ravi Associates, India
Reacon Industry Pvt Limited, India
R C All-Tech Power Systems Pvt Ltd, India
R K Charity Trust, India

R M P Infotech Private Limited, India
R S R Inns Pvt Ltd, India
S K A A Vilas, India
S R Kamath & Co, India
S V C Projects Pvt Ltd, India
Sajjan Savitri Agarwal Charity Trust, India
Salarpuria Jajodia & Co, India
Sandor Medicoids Pvt Ltd, India
Sasidhar Industries, India
Seth Chiranjilal Khaitan Trust, India
Seth Construction, India
Shalimar Chemical Charitable Trust, India
Shanti Devi Mansighka Trust, India
Shree Anna Coirs, India
Shree Automobiles Pvt Ltd, India
Shreeradha Krishna Goenka Trust, India
Shriram Chits Pvt Ltd, India
Simhadri Agencies, India
Sita Cement Limited, India
Siva Traders, India
Sneh Pharmaceuticals, India
Sree Krishna Constructions, India
Sree Mitra Townships Pvt Ltd, India
Sreenivasa Builders, India
Sree Venkateswara Coir Works, India
Srinivasa Agencies, India
Sri Onkarnath Seva Trust, India
Sri Upadresto Narayana Rao Charitable Trust, India
State Bank of Hyderabad, India
Strategic Insurance Services Pvt Ltd, India
Verma Consultancy Services, India
Vikash Solnextrects Ltd, India
Vishal Rubber Industries, India
Unit Construction Co Pvt Ltd, India
United Way of Mumbai, India
Vignan Jyothi Institute of Management, India
Vision Care, India

Local Support for Establishing Vision Centres

Dr C Ramulu, Panguluru
Dr P Anand, Chinnaganjam
Gram Panchayat, Yeddapanudi
Gram & Mandal Prajalu, Ballikuruva
'EFFORT' Swachanda Seva Sanstha, Marturu
Gram Panchayat, Epurupalem
Mr Keertisheshulu Kollipara Seshagiri Rao, Pedanandipadu
Smt Rohini Garla Gnapakaratham, Pedanandipadu
Gram Panchayat, Vetapalem
Mr Chengireddy Lingareddy, Cumbum

Pendela & Shivapuram Social Service Society (Mr Shivapuram Surendra Kumar and Mr P Kiran Kumar), Giddalur and Bestavaripeta
Mrs Thommandru Bamma & Sons – Mr Venkatesh (Gandhi) and Mr Prasad, Dornala
Mr Potula Chenchiah Gari Gnapakaratham, Tanguturu
Mr Potula Rama Rao, Tanguturu
Mr Nalamala Anantaih & Mrs Padmavati, Chandrasekharapuram
Dr P V Krishna Mohan, Lingasamudram

Datta Saibaba Trust, Kallur
Gram Panchayat, Jainath
Gram Panchayat, Narnur
Mandal Praja Parishat & Gram Panchayat, Jainur
Gram Panchayat, Gudihathnoor
Municipal Coporation, Wanaparthi
Bapuji Seva Sangham (Mr Mariyadas), Shrungavarapukota
Mr K Jagannadha Swamy & Mr Prasad Raju (Premasamajam), Chodavaram
Mr Ramanjaneya Hindu Varthaka Grandhalayam (Dr Sudhakar), Yellandu

Support during the year

Local Support for Establishing Vision Centres

Mr Gopalakrishna Raju, Revidi
Dr B S R Murthy, Gajapathinagam
NGOs & State Pensioners Association (Mr Someswara Rao), Yelamanchili
Mr Suryanarayana Raju, Kailasapatnam
Mr P Sanjeeva Rao Annayya, Govindapuram
Mr T A N Gupta & Mr T V Ramanaiah, Kothavalasa

Dr Ramachandra Rao & Mr Mangapathi Rao (Sanghamitra Rural Development Society), K Kotapadu
Visakha Dairy (Mr Ramana Rao & Mr Bullibabu), Kasimkota
Mr Devabhaktuni Nandeeshwarudu Charitable Trust (Drs Pratibha & D Nirmal Kumar), Cherala

Kovvali Development Trust (Mr MBNVV Prasad), Kovvali
Dr V Rammohan Rao & Mr G Veerabhadra Chowdary (Surya Charitable Trust), Kapileshwarapuram
Dr K Anjaneyulu & Mr K Ravindra Babu, Amruthaluru
Mr Bolisetty Srinivas Rao, Bhattiprolu

Support during the year

National

Ambala

Mr Ajay Bansal
Dr Vikas Mittal

Ajmer

Mr L K Daga

Asansol

Mr Sanjib Ghatak

Bellary

Mr Y Basavaraj
Mr Y Harish
Mr Y Mahabaleswarappa
Mr Satish Yechareddy

Bengaluru

Mr Gowri Arur
Ms Aayushi Badami
Mr Arun Kumar
Mr Dheeraj P
Mr L Dadlani (St Marks Hotel Pvt Ltd)

Bhallar

Mr G Harikrishna

Bhopal

Mr Nitesh Jain
Mr Anil Sarma

Bhubaneswar

Mr Banchhanidhi Acharya
Mr Sanjay Kumar Barik
Dr Soumyava Basu
Dr C S Bhaskaran
Ms Yoshada Chaini
Mr Balaram Das
Mr Sudipta Kumar Das
Dr Debendranath Dash
Dr Sanghamitra Dash
Mr Chhoton De
Ms Uma Dogra
Mr Subash Chandra Jena
Mr Manoj Kumar Mishra
Ms Shyama Kumari Mishra
Mr Bikash Ch Mohanty
Mr Kshitish Chandra Mohanty
Mr Bigyan Bhusan Nanda
Mr Dibakar Nayak
Mr Debananda Padhy
Mr T Suresh K Rao
Ms Kirteemayee Roul
Mr Swachha Sisira Samantray
Dr Savitri Sharma
Mr Mukesh Kumar Singh
Ms Sudha Sundarajan
Appasamy Associates
Maruti Poultries
Seth Kishorilal Goenka Foundation
Vision Care

Chennai

Mr Rohan Mehta

Chhindwara

Ms Poonam Agarwal
Mr Rajesh Agarwal

Chittoor

Mr Saikrishna Appala

Gudivada

Mr Chiranjeevi Guntur

Guwahati

Dr Arundathi Burthakur
Mr Banbrata D C

Jabalpur

Mr Hari Om Shrivastava
Dr Ayush Tandon
Dr Soniya Tandon

Jagadapur

Ms Archana Agarwal

Jharkhand

Ms Anulekha Biswas

Kanpur

Mr Prashant Kotri

Karimnagar

Mr Kola Anna Reddy
Mr Lanki Reddy

Kesara Mandal

Ms Swadha Priyanka

Khammam

Mr Revanth Bog

Kolkata

Mr Purushottam Lal Agarwal
Ms Mansi Agarwal
Ms Sunitha Bagari
Mr Debkumar Banerjee
Mr Dikshit
Dr Monimoy Ghosh
Ms Ramala Ghosh
Mr Promod Kumar
Mr Prakash C Laha
Ms & Mr Raghu Mody
(Hindustan Composites Ltd)
Mr Sudhir Prakash
Ms Rita Sarkar
Rawatmull Karnani Memorial Trust
Salarpuria Jajodia & Co
Sohani Charitable Trust

Lucknow

Dr Sunil Kumar Singh

Mumbai

Mr Rajendra Y Angle
BR Barwale (Maharashtra Hybrid Seeds Co. Ltd)
Mr Adi J Desai
Mr Ramesh Chandra Vadilal Doshi
Dr Vandana Jain
Mrs Divya N Shah & Mr Jethabhai
Ms Jyotsna Sudhir Joshi
Mr Kailash Nasta
Mr Dhanesh Rashiklal Shah
Ms Madhu L Thakkar
Mr Mahesh K Thakkar
Mr R Venkateswaran
Mr Devansh P Visariya
Balaji Trading Co

Embee Corporation

Kallianji Chaturbhuj Sanatorium Trust
Micron Platers
Narotam Sekhsaria Foundation
Pharm Aromatic Chemicals
Satyam Enterprises
Tirupati Traders

New Delhi

Ms Savitri & Mr S L Kumar (Sadbhavna Trust)
Ms Preethi Kumar
Mr W Selva Murthy
Mr Jorge Roza de Oliveira
Vikram Thapar (Indian City Properties)
Microsoft Employees &
Microsoft, USA (C A F, India)

Ongole

Mr Ch Ananth Lakshmi Narayana

Palakonda

Mr B V M Prasada Rao

Pune

Ms Vasantha V Ramam

Rae Bareli

Mr Anurag Srivastava

Rajahmundry

Mr Venkata Ramkrishna Darla

Sadasivapet

Ms Pattola Vasantha Reddy
Mr O Vasanth Reddy

Tirupati

Mr K Dwarakanath
Ms K Rajya Lakshmi

Vetapalem

Mr V V Suresh

Vijayawada

Mr Krishna Mohan Daggupati
Mr G Kodanda Ram
Mr K Ranga Rao
Mr Katragadda Bhagat Singh
Madhu Charitable Trust
SIEC India Pvt Ltd

Visakhapatnam

Dr Merle Fernandes
Ms B Vijaya Lakshmi
Mr K Parameswara Rao
Mr Koddali Ranga Rao
Dr Virender Sachdeva
Mr M Satyanarayana
Ms Ganti Sujatha
Mr Chochipatla Gurumurthy &
Ms Varahamma
Dr P V K S Varma
Chintalapati Rama Raju Charitable Trust
Garimella Charitable Trust
Inner Wheel Club of Waltair, Dist 302
Padam Sugar & Co

Vizianagaram

Dr P N Raju & Ms P Rajyalakshmi
Mrs Pothinindi Lalitha Devi & Mr P Sanjeev Rao

Hyderabad

Mr Soman Abraham
Mr Vinod Achanta
Mr Shaukat AlinANJI Acharya
Mr Aditya Agarwal
Mr Omprakash Agarwal
Mr Shoukath Ali
Mr Aravind
Mr Gudsoorkar Ashok
Mr K Ashok
Mr K V S Nagendra Babu
Dr D Balasubramanian
Mr Sam Balasundaram
Dr Ashish Balwantrao
Mr Gulshan Bamboat
Mr Surjodeb Basu
Mr Shiberi Bhattacharya
Dr Shobha Boghani
Dr Subhabrata Chakrabarti
Mr S Krishna Chandra
Mr Deepak Chandran
Mr Chaitanya Cheruvu
Ms T S Prabhavathi Devi
Mr Ponnuri Venkat Koteswar &
Ms P Sarada Devi
Ms D Sita Devi
Ms Perin Bezun Dittia
Ms Sonia Dhope
Mr Shirish & Ms Anu Dubey
Mr T V Rama Rao & T V Kanaka Durga
Ms Preeti Gajabare
Mr T Ganesh
Dr Prashant Garg
Ms Meera Nawal Garia
Mr Anjeswer Goje
Mr Jagadish Gullapalli
Mr P R Halia
Mr T S R Anjaneyulu & Ms Hanumathi
Dr I Hanumayamma
Ms Harshita
Dr S Jagannatham
Mr Lalith Kumar Jain
Mr Sanjeev Jain
Ms Jyothsna
Dr Ramesh Kekunnaya
Mr K K Kesavan
Ms Mohini Khanna
Mr Sastry N Kolachina
Mr K S Aravinda Krishna

Mr D Sri Krishna
Ms Akhila & Mr Ravi Krishnamurthy
Mr Purushottam & Ms Varsha Kulkarni
Mr B Anil Kumar
Dr D N Kumar
Mr Rupesh Kumar
Mr Sudeep Kumar
Dr Usha Kumar (Savitri & S L Kumar
Sadbhavna Trust)
Ms Kumari
Mr Ashok Kundalia (Radiant Cables Pvt Ltd)
Ms P Vijaya Lakshmi
Ms Latha
Mr Ashok Malpani
Mr L Sivarama Krishna Murthy
Mr Surya Narayana Murthy
Mr I S R Murthy
Mr Nagarajan
Mr P L Narasimham
Dr Nitesh Narayan
Ms Nirmala
Mr T Nitesh
Mr Raymond Noronha
Mr T Padmanabhan
Ms Sreedevi Penmetcha
Ms Geetha Pisupati
Mr Srinivas Pothapragada
Mr P S Prabhakar
Prof P K Sai Prakash
Mr Kapa V Prasad
Mr Nimmagadda Prasad
Mr Ramesh Prasad (Prasad Productions Pvt Ltd)
Ms Kode Satya Gnana Prasunamba
Mr Venkata Praveen
Ms Renuka Puntambekar
Ms Meena Raghunathan
Dr V Raghunathan
Dr Vimala Rajappa
Ms Rajeswari
Ms Ch Rajini
Mr D Seetha Ramaiah
Ms Vijaya L Ramam
Dr Usha Raman
Ms Behmand Prathiba Randeria
Justice T N C Rangarajan
Mr S S R Koteswara Rao
Mr V C Janardan Rao (Veljan Hydrail Ltd)
Mr Upadrasta Narayana Rao

Mr G T S Prasada Rao
Mr Koppolu Purushotham Rao
Mr R Raghava Rao
Dr P Rama Rao
Mrs Uma Rao & Dr Ram Mohan Rao
(N Venkataswami Chetty Charitable Trust)
Dr A V Sridhar Rao
Mr G Srinath Rao
Ms Suhasini Ravipati
Mr Saurabh Sagar
Ms Ch Samanvitha
Dr Virender S Sangwan
Mr B V L S Sarma
Dr G Chandra Sekhar
Mr B Srinivasula Setty
Mr Gulshan Shah
Mr T Ganesh Shenoy
Mr Saurabh Signodia
Ms Sreelatha
Mr K Sreenivasan
Mr Jonnalagadda Sridhar
Mr H S D Srinivas
Mr Satya Dharma Srinivas
Mr Manaswini Sripathi
Mr S P Subbaiah
Mr Suppiah Subramanian
Dr Kuruganti Suresh
Dr Shailendra Swarup
Ms S Thirumalai
Mr Sandeep Varghese
Ms Padmaja Vedula
Ms Neena Verghese
Mr M H Venkateswaran
Mr Jachin A David Williams
Acer Engineering Pvt Ltd
Andhra Bank
I D B I Bank
K V C Babu Charitable Trust
Mahindra Satyam Foundation
Oakridge School, Students of Class 10,
Ms Amulya, Ms Ashray, Ms Jaya Sai, Ms Kapish,
Ms Neha, Ms Nikhita, Ms Rebecca, Ms Sakshi,
Ms Sanjaka, Ms Samvidha
Printers Den
R C All-Tech Power Systems Pvt Ltd
Sai Sri Printers
Summit Furnishers

International

Dubai

Mrs Kokil & Mr S K Pathak

Nairobi

Mr Govinder Singh

Nigeria

Dr Okoro Desmond Osohen

Italy

Ms Bianca Streams

Portugal

Mr Firojali Habibo Sanji

Saudi Arabia

Mr Mohd Ameeruddin

Singapore

Mr Partha Sarathi

Tanzania

Mr Ashok T Chande

United Kingdom

Mr Elaine Campbell

Mr Venu Gopal

Mr Konchenben Virendra Gudka

Ms Sharda M Madhuvani

Dr Alan Scott

Miriam Hyman Memorial Trust

UAE

Mr Kamal & Ms Dharamsi Jamnadas

United States of America

Dr Kishore Kumar Amaraneni

Mr Amarjeet Singh Bhasin

Dr Wladimir Hogenhuis

Ms Lynn Helland and Ms Cheryl Huckins

Mr Anand Inani

Mr Gaurav Malhotra

Ms Purnima Patel

Ms Premanjali

Mrs Jaya & Mr Prasad Rao

Mr Ravi Reddy

Ms Jenny Amaraneni & Mr Craig Stern

(Solo Eyewear)

Dr Krupakar P Thadikonda

Combat Blindness Foundation

Vietnam

Dr Vill Tui Khash

Online Donations

Ms Hanaswini

Mr Avik Kumar

Ms Lakshmi

Mr Ravi Mohankali

Ms Prashanti PT

Our International & National Linkages

International

Abbott Medical Optics, USA
 Adventus Technology Inc., USA
 Aidmatrix Foundation, Inc (i2 Foundation), USA
 Alcon, USA
 AMO Groningen BV, The Netherlands
 Allergan, USA
 Arabian Healthcare LLC, UAE
 B P Koirala Institute of Health Sciences, Nepal
 Bartimeus, The Netherlands
 Bausch & Lomb, USA
 BHP Billiton, Australia
 Brien Holden Vision Institute, Australia
 BRISC CARR Group Limited, Canada
 Bristol Eye Bank, Bristol Eye Hospital, UK
 Cambridge University, UK
 Canadian International Development Agency, Canada
 Canadian International Service Organisation, Canada
 Carl Zeiss, Germany
 Case Western Reserve University, Australia
 Centre for Eye Research & Technology, Australia
 Centre for Eye Research Australia, Australia
 Centre for Sight General Hospital, Sri Lanka
 Centre of Excellence in Molecular Biology, Pakistan
 Champalimaud Foundation, Portugal
 Children's Hospital of Florida, USA
 Children's Hospital of Philadelphia, University of Pennsylvania, USA
 Christoffel Blindenmission, Germany
 Cicendo Eye Hospital, Indonesia
 COIL, United Kingdom
 Combat Blindness Foundation, USA
 Cornea & Contact Lens Research Unit, Australia
 Dr Wahidin Sudiro Husodo General Hospital, Indonesia
 Duke University, USA
 Eyesight International, Canada
 Flaum Eye Institute, University of Rochester Medical Center, USA
 Flinders Medical Centre, Flinders University, South Australia
 Fred Hollows Foundation, Australia
 Fund Incorporated, Australian Federation of University Women (AFUW) and Queensland branch, Australia
 General Hospital, Sri Lanka
 Harvard University, USA
 Institute of Eye Research, Australia
 International Agency for Prevention of Blindness, UK
 International Association for Contact Lens Educators, Australia
 International Center for Eye Care Education, Australia
 International Federation of Eye & Tissue Banks, USA
 Islamia Eye Hospital, Bangladesh
 Johns Hopkins University, USA
 Jules Stein Eye Institute, University of California, USA
 Keeler, United Kingdom
 Kenyatta National Hospital, Africa
 Korle-Bu Teaching Hospital, Africa
 Latter-day Saint Charities, USA
 Lighthouse International, USA
 Lions Eye Institute, Australia
 Lions International, USA
 London School of Hygiene & Tropical Medicine, UK
 Massachusetts Eye and Ear Infirmary, USA
 Massachusetts Institute of Technology, USA
 Mayo Clinic, USA
 Moorfields Eye Hospital, UK
 National Institute of Ophthalmology & Hospital, Bangladesh
 National Institute of Sensory Organs, Japan
 National Institutes of Health, USA
 Northwestern University, USA
 Ohio State University, USA
 Operation Eyesight Universal, Canada
 Optometry Giving Sight, Australia
 ORBIS International, USA
 Pakistan Institute of Community Ophthalmology, Pakistan
 Pharmacia & Upjohn, Sweden
 Queensland University of Technology, Australia
 Rotary International, USA
 Santen Inc, USA
 School of Medicine and Dentistry, University of Rochester, USA
 Service de Biologie Cinique Institut Salah Azaiz, Tunisia
 SightLife, USA
 Sightsavers, UK
 Stanford Graduate School of Business, USA
 SUNY School of Optometry, USA
 Sussex Vision International, UK
 Tel Aviv University, Israel
 Telesensory (S) Pte Ltd, Singapore
 Thadikonda Research Foundation, Inc, USA
 The Cooperative Research Center for Eye Research & Technology, Australia
 The Hadley School for the Blind, USA
 The Tun Hussein On National Eye Hospital and the Malaysian Association for the Blind, Malaysia
 Tianjin Eye Hospital, China
 Tubero, Sendai University, Japan
 Tufts University of Medicine, USA
 University of Aberdeen, UK
 University of Cleveland, USA
 University of Florida, USA
 University of Heidelberg, Germany
 University of London, UK
 University of Melbourne, Australia
 University of Miami, USA
 University of Nairobi, Kenya
 University of Nebraska Medical Center, USA
 University of New South Wales, Australia
 University of Nottingham, UK
 University of Ottawa, Canada
 University of Pittsburgh Medical Center, USA
 University of Rochester, USA
 University of South Carolina, USA
 University of Sydney, Australia
 University of Tennessee, USA
 University of Toronto, Canada
 University of Udine, Italy
 University of Waterloo, Canada
 Vanderbilt University, USA
 Vision CRC, Australia
 Wellcome Trust, UK
 Wharton School (University of Pennsylvania), USA
 William Beaumont Hospital, USA
 Wills Eye Hospital, USA
 World Diabetes Foundation, Denmark
 World Health Organization, Switzerland
 Yangon Eye Hospital, Myanmar
 Yayasan Penyatun Wyata Guna, Indonesia

National

ACE Experiences Asia Pvt Ltd (DiD), Hyderabad
Action on Disability and Development India, Bengaluru
Ali Yavar Jung National Institute for the Hearing Handicapped, Secunderabad
Anthropological Survey of India, Kolkata
Aravind Eye Hospital System, Madurai
Armed Forces Medical Services, Hyderabad
Banaras Hindu University, Varanasi
Bhabha Atomic Research Centre, Mumbai
Bharat Petroleum Corporation Limited, Mumbai
Bioinovat Research Services Pvt Ltd, New Delhi
Biomedical Foundation of India, Mumbai
Bio-Medix Optotechnik & Devices Pvt Ltd, Bengaluru
Birla Institute of Technology and Science, Pilani
Blind People's Association, Ahmedabad
Calcutta University, Kolkata
CBR Forum, Bengaluru
Centre for Cellular and Molecular Biology, Hyderabad
Centre for DNA Fingerprinting and Diagnostics, Hyderabad
Centre for Human Genetics, Bengaluru
Charities Aids Foundation India, New Delhi
C L Gupta Eye Institute, Moradabad
Consolidated Products Corporation Pvt Ltd, New Delhi
Council for Advancement of People's Action, New Delhi
Council of Scientific & Industrial Research, Government of India, New Delhi
Department of Biotechnology, Government of India, New Delhi
Department of Science & Technology, Government of India, New Delhi
District Blindness Control Society, Hyderabad
Dr Reddy's Laboratories, Hyderabad
Essilor India Pvt Ltd, Bengaluru
Eye Bank Association of India, Hyderabad
Fullerton India Credit Company Ltd, Mumbai
GE Volunteer Funding, Hyderabad
Guru Nanak Dev University, Amritsar
Holy Cross College, Tiruchirappalli
Indian Council for Medical Research, New Delhi
Indian Institute of Chemical Biology, Kolkata
Indian Institute of Information Technology, Hyderabad
Indian Institute of Science, Bengaluru
Indian Institute of Technology, Chennai
Indian Orthocane Surgicals, Chennai
Indian Statistical Institute, Kolkata
India Vision Institute, Hyderabad
Indira Gandhi National Open University, New Delhi
Institute of Health Systems, Hyderabad
International Human Resource Development Centre, Coimbatore
Jammu University, Jammu
JPM Rotary Eye Hospital, Cuttack
JP Singh Associates, New Delhi
Kode Venkatadri Chowdary Charitable Society, Vijayawada
Mahindra Satyam Foundation, Hyderabad
Medfort Hospitals Private Limited, Chennai
Micro Vision, Ahmedabad
Microsoft, Hyderabad
Milmet Laboratories Pvt Ltd, Ahmedabad
Narotam Sekhsaria Foundation, Mumbai
National Association for the Blind, Mumbai
National Institute for Mentally Handicapped, Secunderabad
National Institute for the Visually Handicapped, Dehradun
National Institute of Mental Health and Neuro Sciences, Bengaluru
National Institute of Mental Health, Hyderabad
National Institute of Nutrition, Hyderabad
Nava Bharat Ventures Ltd, Hyderabad
Nimmagadda Foundation, Hyderabad
NTPC Foundation, New Delhi
Quality Care India Pvt Ltd (Care Hospital), Hyderabad
Reliance Vision Express Pvt Ltd, Bengaluru
Sadguru Netra Chikitsalaya, Chitrakoot
Sankara Nethralaya, Chennai
Sarva Shiksha Abhiyan, Hyderabad
Sir Ratan Tata Trust, Mumbai
Society for the Elimination of Rural Poverty, Hyderabad
State Council of Education Research and Training, Hyderabad
Thakur Hari Prasad Institute for Research and Rehabilitation of Mentally Handicapped, Hyderabad
The Calcutta Medical & Research Institute, Kolkata
The Helen Keller Institute for Deaf and Deafblind, Mumbai
University of Hyderabad, Hyderabad
VEBART Trust, Visakhapatnam
VIMTA Laboratories, Hyderabad
Vision For India, New Delhi
Vision Research Foundation, Chennai
VISION 2020: The Right to Sight, India
Voice and Vision, Mumbai

Excellence
Equity
Efficiency

L V Prasad Eye Institute

Kallam Anji Reddy Campus
L V Prasad Marg, Banjara Hills
Hyderabad 500034, India
Tel: 91 40 30612345
Fax: 91 40 23548271
email: info.hyd@lvpei.org

L V Prasad Eye Institute

Patia, Bhubaneswar 751024
Orissa, India
Tel: 91 0674 39892020
Fax: 91 0674 3987130
email: info.bbsr@lvpei.org

L V Prasad Eye Institute

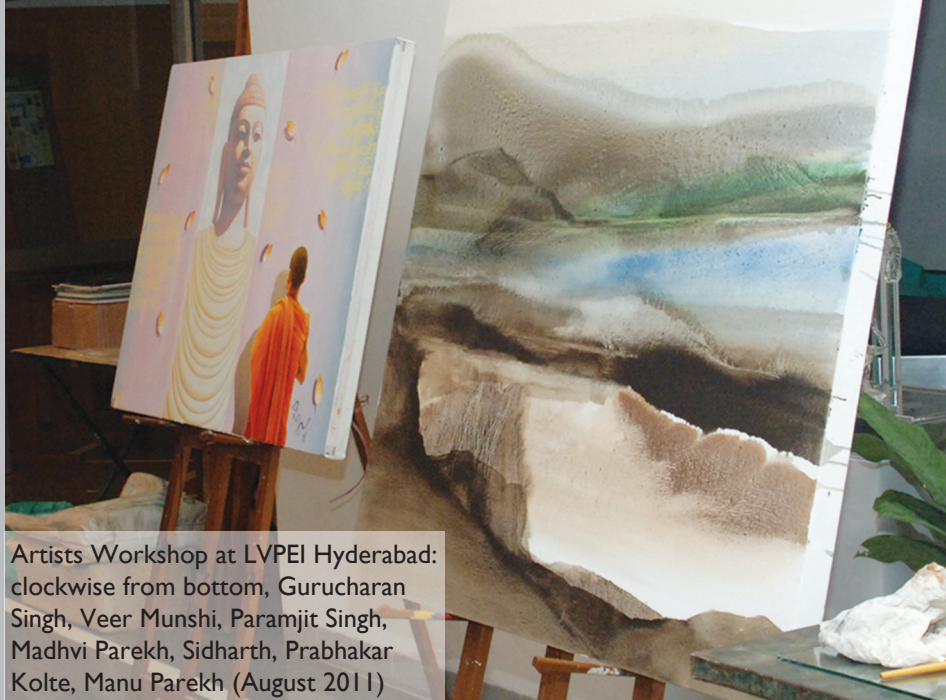
G M R Varalakshmi Campus
Door No: 11-113/1
Hanumanthawaka Junction
Visakhapatnam 530040
Andhra Pradesh, India
Tel: 91 0891 39892020
Fax: 91 0891 3984444
email: info.vizag@lvpei.org

L V Prasad Eye Institute

Kode Venkatadri Chowdary Campus
Tadigadapa, Vijayawada 521137
Andhra Pradesh, India
Tel: 91 0866 3062020
email: kvc-appointment@lvpei.org

25 Years of Sight, Strength, Dedication, Care
Sisir Sahana, Glass and Mixed Media 2012





Artists Workshop at LVPEI Hyderabad: clockwise from bottom, Gurucharan Singh, Veer Munshi, Paramjit Singh, Madhvi Parekh, Sidharth, Prabhakar Kolte, Manu Parekh (August 2011)

