

L V Prasad Eye Institute

2012 – 2013 Activity Report



Copyright © 2013

All rights reserved

EDITORS: Dr Sreedevi Yadavalli, Aravind Chandarlapati

DESIGN: Kartheek Koyinni

ASSISTANCE: V Srinivasa Raju, E Srinivasa Rao, G Rekha Sruthi, N Jayalaxmi and Lakshmi Sakuntala

PHOTOGRAPHY: SBN Chary and Sandeep Roy; LVPEI Archives

DONOR RELATIONS: Sam J Balasundaram

PRINTERS: TOTEM Advertising & PR Pvt. Ltd.

Department of Communications

Level 4

L V Prasad Eye Institute

Kallam Anji Reddy Campus

L V Prasad Marg, Banjara Hills

Hyderabad - 500034, India

Ph: +91 40 30612445, +91 40 30612446

Email: KAR-Communications@lvpei.org, info.hyd@lvpei.org

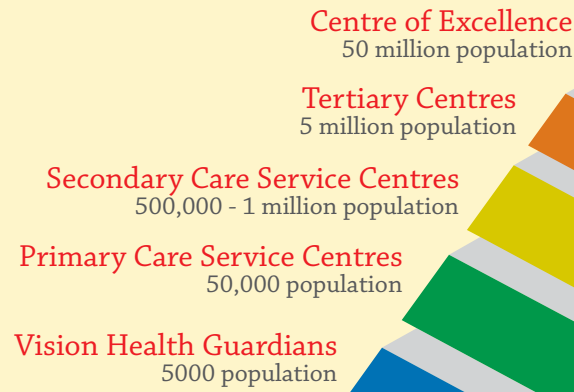


The LVPEI Network	02
The Year at a Glance	04
Our Team	06
Board of Management	08
Foreword	09
Awards and Honours	10
Breaking New Ground	13
Network News	16
Kallam Anji Reddy Campus, Hyderabad	
Bhubaneswar Campus	
GMR Varalakshmi Campus, Visakhapatnam	
Kode Venkatadri Chowdary Campus, Vijayawada	
Alumni News	40
Patient Care Services	42
Vision Rehabilitation	52
Eye Banking	57
Product Development	62
Community & Rural Eye Health	64
Education	81
Research	94
Our Support	126

Centre of Excellence



Kallam Anji Reddy Campus
Hyderabad



Tertiary Care Centres



Patia, Bhubaneswar
Odisha



GMR Varalakshmi Campus
Visakhapatnam



Kode Venkatadri Chowdary Campus
Vijayawada

Secondary Care Service Centres



Bhosle Gopal Rao
Patel Eye Centre
Mudhol
Adilabad



Seshanna
Chennawar
Eye Centre
Adilabad



Kuchukulla
Ramachandra Reddy
Eye Centre
Thoodukurthy
Mahbubnagar



Venkata Lakshmi
Eye Centre
Karamchedu
Prakasam



Sudhakar &
Sreekanth Ravi
Eye Centre
Markapuram
Prakasam

Bhainsa
Kubeer
Nandipet
Navipet
Kallur
Lokeshwaram
Tannur

Utnoor
Boath
Jainath
Bela
Narnoor
Jainoor
Jannaram
Medarpet
Neradigonda
Gudihathnoor
Echoda
Indervelly

Wanaparthi
Achampet
Nagarkurnool
Kothakota
Kollapur
Pedda Kothapally
Bijnapally
Telkapally
Kalwakurthy
Lingala
Amangal

Parchuru
Panguluru
Pedanandipadu
Yeddanapudi
Marturu
Ballikuruva
Epurupalem
Chinnaganjam
Naguluppapadu
Vetapalem

Tripuranthakam
Yerragondapalem
Dornala
Cumbum
Bestavaripeta
Giddalur
Podili
Darsi
Kurichedu
Chimakurthi



- 1 Centre of Excellence
- 3 Tertiary Care Centres
- ★ 11 Secondary Care Service Centres
- ★ 9 Partner Centres
- 93 Primary Care Service Centres



Sudhakar & Sreekanth Ravi Eye Centre
Kandukuru
Prakasam



Siloam Eye Centre
Madanapalle
Chittoor



Swarna Bharat Eye Centre
Venkatachalam
Nellore



Nava Bharat Eye Centre
Paloncha
Khammam



Dr Kommareddy Raja Ram Mohan Rao Eye Centre
Gudavalli
Guntur



Y Mahabaleswarappa Memorial Eye Centre
Bellary
Karnataka

Tangutur
Kondapi
Lingasamudram
Chandraksharapuram
Singarayakonda
Pamuru
Ulavapadu
Medarmet
Santhanuthalapadu
Kothapatnam

Nimmanapalle
B Kothakota

Yellandu
Kallur
Manuguru
Ashwapuram
Dammamet
Tekulapally
Charla
Chandragonda
Tallada

Bhattiprolu
Amruthaluru

City/ Extn Centres at
Hyderabad
Visakhapatnam
Vijayawada

Urban
Ramnagar
Kismatpur

Shrungavarapukota
Chodavaram
Revidi
Gajapathinagaram

Visakhapatnam
K Kotapadu
Yalamanchili
Kailasapatnam
Govindapuram

Kothavalasa
Kasimkota
Santhabommali
Mandasa

Vijayawada
Kapileshwarapuram
Kovvali
Pedapadu
Vutukuru
Mylavaram
Ravulapalem

The LVPEI pyramid of service delivery touches all levels of society, from remote rural villages to busy urban centres. From primary eye care to advanced tertiary (quaternary).

This year, we reached a total of 1,746,471 people including 138,372 children through these various levels of care. Of these more than 1.28 million received eye care services entirely free of cost as part of our community programs and through our higher-level facilities.

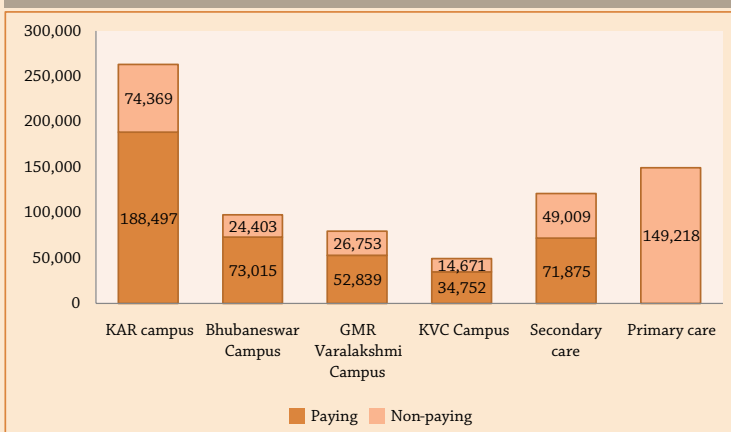
PATIENT CARE Service Delivery: Community Eye Health Programs

Entirely free of cost

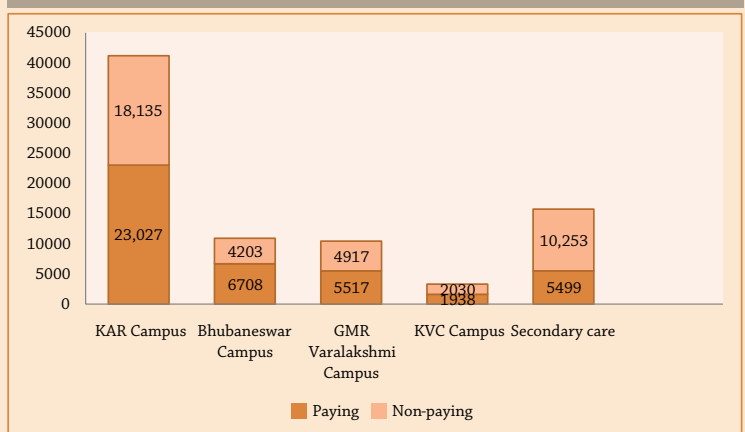
Population covered by door to door surveys (838 villages surveyed)	849,112
Population screened (1200 community programs)	90,963
Schools & Anganwadis (creches) covered	614
Population reached	849,112
Children screened	56,361
Total reached	905,473

	Outpatient visits	Free of cost	Surgeries	Free of cost
PRIMARY EYE CARE				
93 Vision Centres	149,218	100%	–	–
SECONDARY EYE CARE				
11 Service Centres	120,884	40.5%	15,752	65.1%
TERTIARY EYE CARE				
Bhubaneswar	97,418	25.1%	10,281	40.9%
Visakhapatnam	79,592	33.6%	10,434	47.1%
Vijayawada	49,423	29.7%	3968	51.2%
ADVANCED TERTIARY (QUATERNARY) CARE				
Hyderabad	262,866	28.3%	41,162	44.1%
Total	759,401	44.6 %	81,597	48.5%
<i>Includes 82,011 children</i>				
<i>Free of cost services are provided irrespective of the complexity of care.</i>				
<i>These numbers do not include data from our partner centres.</i>				
Partner Secondary Centres	164,437	44.1%	26,574	69.6%

Outpatient visits



Surgical procedures



The Network Grows

	In operation	Partnerships	In process
Centre of Excellence	1	–	–
Tertiary Centres	3	6	–
Service Centres	11	18	3
Vision Centres	93	–	33
Capacity building collaborations			
Technical consultancy <i>in specific areas</i>	7	28	3

REHABILITATION providing a better quality of life

Sight enhancement client visits (low vision)	7449
Vision rehabilitation client visits	16,787
Community based rehabilitation	352

EYE BANKING facilitating the gift of sight

	Hyderabad	Bhubaneswar*	Visakhapatnam*	Total
Corneas harvested	3949	530	730	5209

*Community Eye Bank

EDUCATION enhancing skills and building human resources

Ophthalmologists	111
Other eye care professionals	155
Participants in CME and other programs	3285
<i>In addition, many more attended our CME programs through live webcasts.</i>	

RESEARCH pushing the frontiers

Presentations	
International	345
National	493
Publications	182
Awards and Honours	67

Gullapalli N Rao
Chair
Member, Executive Committee

Taraprasad Das
Vice Chair
Member, Executive Committee

G Chandra Sekhar
Vice Chair
Director, LVPEI Network,
Hyderabad
Dr Kallam Anji Reddy
Chair of Ophthalmology

Usha Gopinathan
Executive Director

D Balasubramanian
Director, Prof Brien Holden
Eye Research Centre

Prashant Garg
Director, Academy for
Eye Care Education
G Chandra Sekhar
Chair of Education

Virender S Sangwan
Director, Clinical Research

Savitri Sharma
Director, Laboratories

Rohit Khanna
Director, Head, International
Centre for Advancement of
Rural Eye Care

Venkatesh M Reddy
Chairman's Office
Staff Communications
New Projects Monitoring

S Karthikeyan
Finance & Accounts

Vamshi Krishna NK
Human Resources

Ghanshyam Singh
Opticals – Technology &
Training

Nagavardhan Reddy
Opticals – Operations

Sam Balasundaram
Fund Raising &
Donor Relations

K Annapurna Devi
Technology

Sreedevi Yadavalli
Communications

M Shobha
Audio Visual

SBN Chary
Photography

G Sridhar
Properties &
Maintenance

Rajiv Kumar M S
Corporate &
Governmental liaison

T Shive Shankar
Security

Kallam Anji Reddy Campus, Hyderabad

G Chandra Sekhar
Director and Dr Kallam Anji
Reddy Distinguished Chair of
Ophthalmology

Joji Prasad
Operations

Raja Narayanan
Clinical Services, all Hyderabad
campuses (Kallam Anji Reddy
campus, Banjara Hills Extension,
City Centre)

Chandra Sekhar
Director's Office

Clinical Services

Cornea & Anterior Segment

Somasheila Murthy
Bhupesh Bagga
Sayan Basu
Sunita Chaurasia
Prashant Garg
Pravin V Krishna
K Madhavi Latha
R Muralidhar
Varsha Rathi
C Jagadesh Reddy
Virender S Sangwan
Mukesh Taneja
Preetam Kumar
P Veerendranath
Haresh Potluri
J Karthik
Sudiptho Samanta
Tanima Ghosh
Suresh Ramavath
Nazia Begum

Bausch & Lomb Contact Lens Centre

Pravin V Krishna
Varsha Rathi
D Srikanth
Preeji M Sudharman
T Shyamsunder
Preetam Kumar
Parthasarathi K
Haresh Potluri

Cataract & Refractive Surgery Services

Pravin V Krishna
Bhupesh Bagga
Prashant Garg
R Muralidhar

Somasheila Murthy
Varsha Rathi
C Jagadesh Reddy

Ocular Oncology
Mohammad Javed Ali
Milind N Naik
Vijay Anand P Reddy
Swathi Kaliki

Ophthalmic Plastic Surgery & Aesthetics

Milind N Naik
Mohammad Javed Ali
Gautam Dendukuri
Swathi Kaliki
Vijay Anand P Reddy
M Yashwant Goud
Winston D Prakash

Ocular Prosthesis

Uveitis & Ocular Immunology

Annie Mathai
Jay Chhablani
Somasheila Murthy
Raja Narayanan
Rajeev R Pappuru
Virender S Sangwan
Mudit Tyagi
Seema Banerjee
Shashikant Chaudhary
Raghava Chary
Ravi Kumar
J Ganesh Babu
A Uday Kumar

Comprehensive Ophthalmology

Rohit Khanna
Bhupesh Bagga
K Madhavi Latha

Smt. Kanuri Santhamma Centre for Vitreo Retinal Diseases

Rajeev R Pappuru
Divya Balakrishnan
Jay Chhablani
Taraprasad Das
Subhadra Jalali
Annie Mathai
Raja Narayanan
Padmaja K Rani
Mudit Tyagi
T Venkata Amarnath
Shaik Bajibhi
Priyangshu Chandra
Naresh Kumar
Hari Kumar
Swetha Goud

VST Centre for Glaucoma Care

Sirisha Senthil
Nikhil S Choudhari
Rohit Khanna
Anil K Mandal
Vanita Pathak-Ray
B L Harsha Rao
G Chandra Sekhar
Shashikant Chaudhary
Raghava Chary
J Ganesh Babu
A Uday Kumar
Seema Banerjee
Ravi Kumar

Jasti V Ramanamma Children's Eye Care Centre

Ramesh Kekunnaya
Gangaprasad Muthaiah Amula
Divya Balakrishnan
Preeti Patil Chhablani
Subhadra Jalali
Swathi Kaliki
Anil K Mandal
R Muralidhar
Padmaja K Rani
C Jagadesh Reddy
Sirisha Senthil
Joshef Mollah

Strabismus (Squint)/ Neuro- ophthalmology

Ramesh Kekunnaya
Gangaprasad Muthaiah Amula
Preeti Patil Chhablani
Nikhil S Choudhari

Internal Medicine Archana Bhargava

Dietician A Rama Devi

Refractive Clinic Team

Ravi Kumar
T Shyamsunder
Winston D Prakash
A Uday Kumar
J Ganesh Babu
Joshef Mollah

Vision Rehabilitation Centres

Meera & L B Deshpande Centre for Sight Enhancement

Vijaya K Gothwal
Deepak K Bagga
Rebecca Sumalini
Seelam Bharani

Dr PRK Prasad Centre for Rehabilitation of Blind & Visually Impaired

Beula Christy
Hemalatha Arunachalam
Mahalakshmi

Ramayamma International

Eye Bank
Usha Gopinathan
Prashant Garg
G Srinivas
Surya Vasi Reddy

Mark Nathaniel Thadikonda & Vijayamma Nannepaga Centre for Eye Care Education

Prashant Garg
Director and G. Chandra Sekhar
Distinguished

LVP-Zeiss International Academy of Advanced Ophthalmic Education

Vanita Pathak-Ray
Varsha Rathi

Bausch & Lomb School of Optometry

P K Sai Prakash
Principal

Faculty

B Anjaneyulu
Shrikant R Bharadwaj
Archana Bhargava
Naveen Kumar Challa
Beula Christy
Vijaya K Gothwal
Korani Jyothi
S Krishnaiah
S Kartheek Kumar
Y Vijay Kumar
Srinivas Marmamula
Joshef Mollah
K Parthasarathi
Vanita Pathak-Ray
Vijaya L Ramam
Suresh Ramavath
P Sailaja
T Shyamsunder
M Srikanth
D Srikanth
Preeji M Sudharman
Jachin D Williams

Administration
Chaitanya Nelluri

Prof Brien Holden Eye Research Centre

D Balasubramanian
Director

Jhaveri Microbiology Centre

Savitri Sharma Das
Swapna Reddy

Saroja A Rao Immunology Laboratory

Savitri Sharma Das
Swapna Reddy

Ophthalmic Pathology Laboratory

**Kallam Anji Reddy Molecular
Genetics Laboratory**

Chitra Kannabiran
Subhadrata Chakrabarti
Inderjeet Kaur

Sudhakar & Sreekanth Ravi Stem Cell Biology Laboratory

Indumathi Mariappan
Virender S Sangwan

Visual Optics and Psychophysics Laboratory

Shrikant R Bharadwaj
Naveen K Challa
Kalika Bandamwar

Ophthalmic Biophysics Laboratory

Ashutosh Richhariya

Vision Rehabilitation

Premnandhini Satgunam

Clinical Research

Samrat Sarkar
P Veerendranath
Geetha Sravani
Sumanth Virupaksha

Administration

Elena D Roopchandra

International Centre for Advancement of Rural Eye care, Kismatpur Campus
Rohit Khanna
Director

Ramachandra Pararajasegaram Community Eye Health Education Centre
S Sheeladevi

Padmaja K Rani
S Krishnaiah
Srinivas Marmamula
Jachin David Williams
K Jyothi

Allen Foster Community Eye Health Research Centre
Srinivas Marmamula
S Krishnaiah

Padmaja K Rani
Giridhar Pyda

Programs & Projects
V Rajashekar
Gullapalli N Rao

Administration
Narsing Rao

City Centre, Madhapur
Anjul Kumar
Krishnendu Mandal
M Madhava Reddy
Sana Quadri

Administration
K Durga Dhanra

Bhubaneswar Campus, Bhubaneswar

Sujata Das
Director

Cornea & Anterior Segment
Sujata Das
Srikant K Sahu
Rajat Jain

Contact Lens & Refractive Surgery
Srikant K Sahu
Sujata Das
Sujata Samal
Satabdi Sundaray
Sujoy Mukherjee

Glaucoma
Aparna Rao
Sanghamitra Dash

Retina & Vitreous
Soumyava Basu
Tapas Ranjan Padhi
Umesh Chandra Behera

Ophthalmic Plastic Surgery, Orbit & Oncology
Suryasnata Rath
Devjyoti Tripathy

Ocular Prosthesis
Suryasnata Rath
Devjyoti Tripathy
Arunima Mishra

Comprehensive Ophthalmology
Sagarika Dash

Paediatric Ophthalmology, Strabismus & Neuro-ophthalmology
Bhamy Hariprasad Shenoy

Miriam Hyman Children's Eye Care Centre
Bhamy Hariprasad Shenoy
Tapas Ranjan Padhi
Sanghamitra Dash
Srikant K Sahu

Suryasnata Rath
Aparna Rao

NTPC Centre for Diabetic Eye Diseases
Soumyava Basu
Tapas Ranjan Padhi
Umesh Chandra Behera

NTPC Eye Trauma Centre
Suryasnata Rath
Soumyava Basu
Sujata Das
Tapas Ranjan Padhi
Umesh Chandra Behera

NTPC Centre for Sight Enhancement and Rehabilitation of Visually Challenged
Ch Sirajum Monira
Sumita Lima
Prajna Mohapatra

Ocular Microbiology Service
Sarita Kar

Dalmia Ophthalmic Pathology Service
Ruchi Mittal

Anesthesia Services
Debendranath Das

Pathak Centre for Eye Care Education
Suryasnata Rath

Administration
Bikash Chandra Mohanta
Prakash Chandra Das
Chhoton De
Sudipta Parida
Prakash Nayak

Drushti daan Eye Bank*
Sujata Das
Srikant K Sahu

*Community Eye Bank on our campus

GMR Varalakshmi Campus, Visakhapatnam

Merle Fernandes
Director

Cornea & Anterior Segment
Merle Fernandes
I S Murthy
Rekha Gunturu

Contact Lens & Refractive Surgery
Merle Fernandes
I S Murthy
Rekha Gunturu
D S V Ramkumar

Glaucoma
P V K S Varma
JJ Praveen

Retina & Vitreous
Avinash Pathengay
Anand Kumar P

Ophthalmic Plastic Surgery, Orbit & Ocular Oncology
Samir Mahapatra

Nimmagadda Prasad Children's Eye Care Centre
Virender Sachdeva
Merle Fernandes
P V K S Varma

Strabismus/ Neuro-ophthalmology
Virender Sachdeva
Rekha Gunturu
Avinash Pathengay

Uveitis
Avinash Pathengay

Bob Ohlson Centre for Sight Enhancement
Rekha Gunturu
Lakshmi Dwara
Dharani Nanda
Saranya V

Ocular Microbiology Service
K Nagendra Kumar

Anesthesia Services
Morton Anesthesia Allied Services Pvt. Ltd

Pathak Centre for Eye Care Education
Avinash Pathengay

Administration
Anil Kumar Kathala
B V S Mallikarjuna Rao
K Lokesh
K Gopal Rao

Mohsin Eye Bank*
Merle Fernandes

*Community Eye Bank on our campus

Kode Venkatadri Chowdary Campus, Tadigadapa, Vijayawada

Cornea & Anterior Segment
Mahesh Kalyankar

Retina & Vitreous
Vishal R Raval

Glaucoma
B Pradeep K Reddy

The David Brown Children's Eye Care Centre
Niranjan K Pehere

Neuro-ophthalmology
Niranjan K Pehere

Centre for Sight Enhancement
A Narasaiah

Rehabilitation services
Beula Christy

Consultant Optometrists
B V L Narayana
P Srinivasa Rao
Venkatesh
Kelli Vidya Sagar

Administration
PV Kiran
N Sirisha
B Kishore

L V Prasad Eye Institute is managed by two not-for-profit trusts: the Hyderabad Eye Institute (HEI) and the Hyderabad Eye Research Foundation (HERF). Both HEI and HERF are registered under the Societies Act. The Hyderabad Eye Institute oversees the activities of the eye hospital, while the Hyderabad Eye Research Foundation is in charge of all research programs pursued at LVPEI.

Hyderabad Eye Institute

Chair

Dr Gullapalli N Rao
Distinguished Chair of Eye Health
L V Prasad Eye Institute, Hyderabad

Members

Dr K Anji Reddy
Chairman
Dr Reddy's Laboratories Ltd, Hyderabad

Prof Palle Rama Rao
Distinguished Professor
International Advanced Research Centre for Powder Metallurgy
& New Materials, Hyderabad

Mr A Ramesh Prasad
Managing Director
Prasad Film Laboratories Ltd, Hyderabad

Dr M Rammohan Rao
Dean Emeritus
Indian School of Business, Hyderabad

Mr Nimmagadda Prasad
Chairman
VANPIC Ports Pvt Ltd, Hyderabad

Dr K Ravindranath
Chairman
Global Hospitals, Hyderabad

Mr Ravi Reddy
Chairman, THINK Capital
New Jersey, USA

Prof K Srinath Reddy
President
Public Health Foundation of India, New Delhi

Prof Seyed E Hasnain
Professor, Biological Sciences
Indian Institute of Technology, New Delhi

Dr V Raghunathan
Chief Executive Officer
GMR Varalakshmi Foundation, Hyderabad

Dr F C Kohli
Chairman Emeritus
Tata Consultancy Services Ltd, Mumbai

Mr S Krishna Pathak
Chairman
Al Basti & Muktha LLC, Dubai, UAE

Dr G Chandra Sekhar (Ex-officio)
Director
L V Prasad Eye Institute, Hyderabad

Dr Taraprasad Das (Ex-officio)
Director
L V Prasad Eye Institute, Bhubaneswar

Dr Usha Gopinathan (Ex-officio)
Executive Director
L V Prasad Eye Institute, Hyderabad

Hyderabad Eye Research Foundation

Chair

Prof Nirmal K Ganguly
Distinguished Biotechnology Professor
Translational Health Science & Technology Institute
C/o National Institute of Immunology
New Delhi

Secretary & Treasurer

Dr Gullapalli N Rao
Distinguished Chair of Eye Health
L V Prasad Eye Institute, Hyderabad

Members

Dr S P Vasireddi
Chairman & Managing Director
Vimta Labs, Hyderabad

Prof Anuradha Lohia
Professor
Bose Institute, Kolkata

Mr Peter T Hassan
Advisor (Industries)
Government of Andhra Pradesh, New Delhi

Mr Syamal Gupta
Director
TATA Sons Limited, Mumbai

Dr A V Rama Rao
Chairman & Managing Director
AVRA Laboratories Pvt Ltd, Hyderabad

Prof S K Sarin
Director
Institute of Liver & Biliary Sciences, New Delhi

Prof D Balasubramanian (Ex-officio)
Director, Research
L V Prasad Eye Institute, Hyderabad

Dr G Chandra Sekhar (Ex-officio)
Director
L V Prasad Eye Institute, Hyderabad

Dr Taraprasad Das (Ex-officio)
Director
L V Prasad Eye Institute, Bhubaneswar

Dr Usha Gopinathan (Ex-officio)
Executive Director
L V Prasad Eye Institute, Hyderabad

A Year of Transition

The year of 2012-13 was a year of transition on numerous counts. The foremost was transiting from the first twenty five years to the second, aptly commemorated at the Silver Jubilee celebrations on June 1 with the theme 'TRIBUTE TO THE TEAM' recognizing the hundreds of individuals whose valuable contributions had made the first quarter century so glorious. Quite fittingly, the grand finale of the Silver Jubilee year was the congregation of the people, striving hard to eliminate avoidable blindness in our world, for the 9th General Assembly of the International Agency for the Prevention of Blindness (IAPB). We savoured the privilege of co-hosting this premier event, hailed as the biggest and best ever eye health assembly by many, with more than 1600 participants from 87 countries, from diverse professional backgrounds.

Transition in leadership at multiple levels was the next. A cadre of outstanding youngsters who had excelled professionally was inducted into leadership positions; while yet another transition followed from the successful implementation of our earlier strategic plan 'Vision 2012' to the next, targeting 2015 and 2020. I am optimistic that the results of these two transitions will converge to ensure that the future of the Institute remains bright.

More and more local philanthropy, reversing the earlier trend of dependence on international support, was another notable transition. The latest cluster of vision centres, secondary centres and the newest of our tertiary centres were developed with significant contributions from local people. This, I believe, augurs well for the future and reflects the credibility of our brand. Physically, we continued to grow, both in expanding facilities in many of our campuses as well as extending our footprint into newer geographical areas. We made our entry into the state of Karnataka with the inauguration of our eleventh secondary eye care centre in Bellary with the scope to eventually scale it up to a tertiary centre. On our flagship Kallam Anji Reddy campus in Hyderabad, plans were drawn, ground was broken, and construction activity for a new clinical facility commenced. In the tertiary campuses in Vishakhapatnam (GMR Varalakshmi campus) and Bhubaneswar, infrastructure was added to enhance our education capacity. Our primary care vision centre program in remote rural and tribal areas continued to spread to more geographical areas. Close on the heels of the inauguration of the Bellary centre, we broke ground for yet another secondary centre through the munificence of Edward and Soona Brown of France, who are also the supporters of our Children's eye care centre at the tertiary care Kode Venkatadri Chowdary Campus in Vijayawada. Our vision centres continue to be a unique three-way partnership among LVP, a local donor and the Lavelle Fund coupled with the LDS Charities of the United States.

I am delighted with our transition to the Electronic Medical Records (EMR) system. Since the inception of our institute, we have been rigorous in medical record documentation in line with major academic centres. EMR and the consequent integration of all our patient care data will make this more robust, promoting even better patient care, and clinical, basic and translational research too. All the centres that were inaugurated during this year are linked with the Electronic Medical Record system (EMR) developed in-house.

In basic research, we transited from a pure biological research focus to the addition of optics, visual psychophysics, biomechanics and engineering groups. We are excited about the immense potential of our ever expanding research horizon. In the area of rehabilitation, the transition was from just visual rehabilitation to rehabilitation of people with multiple disabilities. The team now has expertise in speech therapy, physiotherapy, psychology and special education along with collaborations for many others.

Corneal transplantation has undergone a major transition during the past decade from almost full thickness graft to a sizable proportion now being partial thickness graft. The transition to automated cutting of corneal tissue is recent and our Ramayamma International Eye Bank, one of the leading eye banks in the world, has acquired the special 'pre-cut corneal tissue preparation facility' that enhances corneal transplant surgery, for which we gratefully acknowledge the support of America's leading eye bank SightLife, Seattle. This addition was made even more special when it was inaugurated by the Governor of the State of Washington, in the US, Governor Gregoire, and she had this to say after her visit:

"Congratulations on the work your organization is doing to eliminate blindness utilizing corneal transplant technology with a highly dedicated team of physicians and health care professionals. It was a great honor and privilege to be a part of the ribbon cutting ceremony for the official opening of SightLife's Corneal Tissue Cutting Center at L V Prasad Eye Institute in Hyderabad. Your mission exemplifies the true meaning of caring for mankind."

Indeed, the above statement expresses our vision and mission very eloquently and we are moving into the future with a firm resolve to continue this legacy.



Gullapalli N Rao
Chair, Board of Trustees

International

Mohammad Javed Ali

- Comprehensive Ophthalmology Award at the joint meeting of the 28th Asia-Pacific Academy of Ophthalmology Congress and All India Ophthalmological Society, Hyderabad; 17-20 January 2013.
- Comprehensive Ophthalmology Award for “RB1 Gene mutations and its clinical correlation” at the joint meeting of the 28th Asia-Pacific Academy of Ophthalmology Congress and All India Ophthalmological Society, Hyderabad. January 17-20, 2013.

Shrikant Bharadwaj

- Australian Leadership Awards Fellowship (ALAF) from the Australian Government (AusAid) for three weeks in Sydney, Australia, to learn teaching and pedagogical skills.

Taraprasad Das

- Invited to join the International Council of Ophthalmology (ICO) Task Force on Diabetic Eye Care.
- Elected Regional Chair, South East Asia region, International Agency for Prevention of Blindness (IAPB); 17-20 September 2012.
- Appointed Professor of Ophthalmology, Zhongshan Ophthalmic Center, and Member, International Advisory Board, State Key Laboratory, both at Sun Yat-Sen University, Guangzhou, China; December 2012.
- Inducted as Member, Editorial Board of Ophthalmic Research.
- APAO Achievement Award conferred at the joint meeting of the 28th Asia-Pacific Academy of Ophthalmology Congress and All India Ophthalmological Society, Hyderabad; 17-20 January 2013.

Sujata Das

- B K Narayan Rao Oration Award, joint meeting of the 28th Asia-Pacific Academy of Ophthalmology Congress and All India Ophthalmological Society, Hyderabad; January 17-20, 2013.

Anthony Vipin Das

- Named among “Top 20 Innovators

Under 35” in India for leading the EMR (Electronic Medical Records) system implementation at LVPEI by Technology Review India, published by MIT.

Prashant Garg

- Invited as board member of the International Joint Commission on Allied Health Personnel in Ophthalmology (IJCAHPO).
- Appointed Chair of International Council of Ophthalmology (ICO) Subcommittee on Allied Health Education.
- APAO Achievement Award conferred at the joint meeting of the 28th Asia-Pacific Academy of Ophthalmology Congress and All India Ophthalmological Society, Hyderabad; 17-20 January, 2013.

Santosh Honavar

- APAO Achievement Award conferred at the joint meeting of the 28th Asia-Pacific Academy of Ophthalmology Congress and All India Ophthalmological Society, Hyderabad; 17-20 January 2013.

Subhadra Jalali

- P Siva Reddy Oration at the joint meeting of the 28th Asia-Pacific Academy of Ophthalmology Congress and All India Ophthalmological Society, Hyderabad; 17-20 January, 2013.
- Evaluation of a manuscript, ‘The relationship between cord blood cytokine levels and perinatal factors and retinopathy of prematurity, a gestational age-matched case-control study’ received the ranking of “Exceptionally Good Review “ by the Investigative Ophthalmology & Visual Science Editorial Board.

Ramesh Kekunnaya

- Invited to continue on the Professional Education Committee of the American Association for Pediatric Ophthalmology and Strabismus (AAPOS); 1 January–30 December 2013.
- International Ophthalmologist Education Award by the American Academy of Ophthalmology (AAO) in October 2012.

Rohit Khanna

- Appointed member of the Education Committee on “Training Teams to Meet Public Needs,” an International Council of Ophthalmology (ICO) initiative, chaired by Dr Babar Qureshi.
- Junior Achievement Award by the American Academy of Ophthalmology; 2012.

Kaustubh Mulay

- Best Paper in Ocular pathology and tumours session at the joint meeting of the 28th Asia-Pacific Academy of Ophthalmology Congress and All India Ophthalmological Society, Hyderabad; 17-20 January, 2013.

Milind Naik

- APAO Achievement Award conferred at the joint meeting of the 28th Asia-Pacific Academy of Ophthalmology Congress and All India Ophthalmological Society, Hyderabad; 17-20 January 2013.

Niranjan Pehere

- Best paper in Neuro-ophthalmology session at the joint meeting of the 28th Asia-Pacific Academy of Ophthalmology Congress and All India Ophthalmological Society, Hyderabad; 17-20 January, 2013.

Harsha BL Rao

- Article on ‘Behavior of visual field index in advanced glaucoma’ (*Investigative Ophthalmology & Visual Science*, 2013) has been recommended as being of special significance in its field by Chris Johnson from the F1000 Faculty.

Gullapalli N Rao

- GOH Naumann Award by the International Council of Ophthalmology (ICO); 19 January 2013.
- Association of Eye Banks of Asia’s inaugural award at the 3rd Asia Cornea Society Biennial Scientific Meeting in Manila, Philippines; 27-29 November 2012.
- Global Achievement Award by the 9th General Assembly of the International Agency for the Prevention of Blindness (IAPB); 17-20 September 2012.

V Rajashekar

- Eye Health Hero at the 9th General Assembly of the International Agency for the Prevention of Blindness (IAPB); 17-20 September, 2012.



Mr Bob McMullan, President, IAPB, presents the 'Eye Health Hero' Award to V Rajashekar; left, Mr Christian Garms, outgoing President, IAPB

Virender Sangwan

- Invited to Executive Committee of International Krpro Society at Bascom Palmer Eye Institute, Miami, Florida, USA; 2012.

Sirisha Senthil

- Best of Session award for "Glaucoma in Boston Keratoprosthesis", joint meeting of the 28th Asia-Pacific Academy of Ophthalmology Congress and All India Ophthalmological Society, Hyderabad; 17-20 January 2013.
- Article 'Treatment outcomes in malignant glaucoma in Ophthalmology' was featured in www. MDLinx.com site on 8th February 2013.

T Shyamsunder

- Article on 'Evaluation of corneal elevation and thickness indices in pellucid marginal degeneration and keratoconus' in the *Journal of Cataract & Refractive Surgery* was featured on the www. MDLinx.com site.

Preeji Sudharman

- Article 'RGP contact lens fitting in keratononus using FITSCAN technology' in *Contact Lens and Anterior Eye* was featured on www. MDLinx.com

Mudit Tyagi

- Third prize for video at the 12th European Society of Retina Specialists (EURETINA) Congress, Milan, Italy;

co-authors: Rajeev R Pappuru, Vivek Dave and Divya Balakrishnan; 6-9 September 2012.



Dr Gisbert Richard, President, EURETINA, presents the award to Dr Mudit Tyagi

Pravin K Vaddavalli

- Best Poster award at the American Academy of Ophthalmology (AAO) annual meeting in Chicago; co-authored by his collaborators at Bascom Palmer Eye Institute.

National

Mohammad Javed Ali

- Healthcare Leadership Award for research and innovation in Dacryology by KRDWG, a national NGO in New Delhi.

Nikhil Choudhari

- Best Video award at the 22nd Glaucoma Society of India meeting, Coimbatore; 5-7 October 2012.

Taraprasad Das

- Padma Shri in Medicine by the Government of India; January 2013.



Dr Taraprasad Das receiving his Padma Shri from the President of India Shri Pranab Mukherjee

- Prof Sohan S Harey Oration and Award at the Vitreoretinal Society of India meeting.

Subhadra Jalali

- Dr B B Jha oration at the annual

meeting of the Indian Academy of Pediatrics - Neonatology Chapter; November 2012.



- Dr S N Mathur Memorial Lecture at the Indian Medical Association (IMA), Hyderabad, on March 16th 2013, on 'Newborn Eye Screening and Retinopathy of Prematurity'.
- Dr N D Lakhanpal Memorial Lecture on the 7th Founders Day of the Advanced Eye Centre at PGI Chandigarh on 18th March, 2013.

Jennifer Jayaraj

- Best Poster Presentation in Clinical Sciences, first Indian Eye Research Group - India ARVO chapter meeting, LVPEI, Hyderabad; 28-29 July 2012.

Inderjeet Kaur

- Invited to serve on the Editorial Board of the Journal of Genetics.

Savitri Maddileti

- Best Poster Presentation in Basic Sciences, first Indian Eye Research Group - India ARVO chapter meeting, LVPEI, Hyderabad; 28-29 July 2012.

Neha Mohan

- Dr Narsing Rao Best Paper award for "PCR analysis of serpiginous like choroiditis" at 12th Uveitis Society of India Meeting at Bhubaneswar; 1-2 December 2012.

Aditi Pujari

- Best Video Gold Medal at the annual Oculoplasty Association of India (OPAI) meeting, Amritsar; co-author: Mohammad Javed Ali; 26-28 October 2012.

G Chandra Sekhar

- Prof. L P Agarwal Oration on 10th March 2013 at the Dr Rajendra Prasad Centre for Ophthalmic Sciences, AIIMS on their 46th Foundation Day.

- Received the Best Single Specialty Hospital (Ophthalmology) award for LVPEI at the ICICI Lombard & CNBC TV 18 India Healthcare Awards 2012 from the Deputy Chairman of the Planning Commission, Mr. Montek Singh Ahluwalia, on 9th March 2013.



Dr G Chandra Sekhar receiving the ICICI Lombard & CNBC TV 18 India Healthcare Award from Mr Montek Singh Ahluwalia

Sirisha Senthil

- First Prize in video category, 22nd Annual Meeting Glaucoma Society of India – Glaucons 2012; Coimbatore; co-author: Paaraj Dave; 5-7 October 2012.

Savitri Sharma

- S C Agarwal Oration Award at the 36th National Conference of Indian Association of Medical Microbiologists, New Delhi; 23 November 2012.

Rebecca Sumalini

- Best Poster Presentation in Clinical Sciences, first Indian Eye Research Group – India ARVO chapter meeting, LVPEI, Hyderabad; 28-29 July 2012.

Pravin K Vaddavalli

- “Polished apple” award for best teacher at EyePEP 2012, Hyderabad

Regional

Mohammad Javed Ali

- Raghavachary Medal for his paper at the Andhra Pradesh Ophthalmological Society (APOS) meeting.

Subhabrata Chakrabarti

- Elected Member of the Guha Research Conference (GRC), 2012.

Taraprasad Das

- C S Grover Oration and Award by

the Uttarakhand Ophthalmological Society.

Subhadra Jalali

- Appointed Technical Advisor and Program In-charge of Neonatal Eye Screening (NES) and ROP-CAP (ROP control in Andhra Pradesh) program of NRHM and NPCB to set up ROP and newborn eye screening program.

Kaustubh Mulay

- “Ganne Subbalaxmi Endowment Award for Young Scientists” for his paper at the 30th Indian Association of Pathologists and Microbiologists -AP Chamber conference, Visakhapatnam, October 7-9, 2012. Co investigators: Dr PM Fairouz, Dr M Hasnat Ali, Dr Javed Ali and Dr Vijay Anand Reddy.

Virender S Sangwan

- Dr Biswas Oration award by the Ophthalmic Society of West Bengal; 16 December 2012.

Sirisha Senthil

- K Vengal Rao Medal for best paper in the K Vengal Rao session and the best paper in Mathur’s Best Paper Session at the Andhra Pradesh Ophthalmological Society meeting Guntur, October 12-14, 2012.

Savitri Sharma

- RMC best paper for senior faculty at the XVI Annual Conference of the Indian Association of Medical

Microbiologists (IAMM, AP Chapter), Visakhapatnam, February 8-10, 2013.



Bhamy Hariprasad Shenoy

- Swarup Medal for Best Video at the AP Ophthalmological Society meeting at Guntur 12-14 October 2012. Co-authors: Ramesh Kekunnaya, Amit Gupta, Pravin K Vaddavalli.

Mukesh Taneja

- Best Free Paper, Cornea (session 3); Delhi Ophthalmological Society annual conference; 6-7 April 2012.
- Best Free Paper, Cataract (session 8); Delhi Ophthalmological Society annual conference; 6-7 April 2012.

M Uma

- Best Poster Award at the E V Memorial Conference at Sankara Nethralaya, Chennai; co-authors: Rajeev Reddy, T Venkata Amarnath and B L Harsha Rao; 18 March 2012.



LVPEI won the NABARD Award for Rural Innovations 2012 for ‘Digitisation of Medical Records’. Of the 1400 entries received, LVPEI stood first in the Academic/ Research Institution Category and in the Technology Sector. Finance Minister Mr P Chidambaram and Rural Development Minister Mr Jairam Ramesh presented the award to Dr Anthony Vipin Das in New Delhi on 17 October 2012.



Award for Best Garden: The gardens maintained by LVPEI at the BLSO campus, Kismatpur, won 2nd prize at the Garden Festival conducted by the Department of Horticulture, Govt. of India, 1-15 Jan 2013.



SightLife Facilitates Corneal Transplant Centre

The SightLife Advanced Tissue Preparation Centre was inaugurated at LVPEI's Ramayamma International Eye Bank (RIEB) by the Washington State Governor Ms Christine Gregoire on October 3, 2012. SightLife is supporting the centre, while North Carolina Eye Bank has trained RIEB's technicians. The centre also received a donation from Micro Medical Devices, USA.

LVPEI Expands its Footprint to Karnataka

February 13th 2013 marked the launch of LVPEI's services in the state of Karnataka. The institute's 11th secondary care service centre, the Y Mahabaleswarappa Memorial Eye Centre in Bellary, launched its outpatient services. Built on 3.5 acres of land, the 20,000 sq ft facility is located on Talur Road, on the outskirts of Bellary, and is funded by a generous donation from M/S Y Mahabaleswarappa & Sons, Bellary.

Gracing the inaugural occasion were dignitaries Sri Sri Sri Pranava Swarupi Siddalingaswamy Galu of the Sri Tontadarya Math in Gadag; Reverend Dr Henry D' Souza, the Bishop of Bellary; and Sri Krishna Mohan Trivedi, General Manager, SBI, Bangalore.



Dr Rao with the attending dignitaries



Y Mahabaleswarappa Memorial Eye Centre in Bellary

Groundbreaking Ceremony of 12th Secondary Centre

Close on the heels of inaugurating a secondary centre, the groundbreaking ceremony of yet another secondary centre, the Edward and Soona Brown Eye Centre was formally performed on 28th January 2013. The centre is located in Dhulipalla village, Sattenapalli mandal of Guntur district, and is supported entirely by Mr Edward Brown and Mrs Soona Brown of France. Other dignitaries present included Mr Y Venkateswara Reddy, the local legislator, and Dr Gullapalli N Rao and Dr Padmaja K Rani from LVPEI.



Ground breaking of the Edward and Soona Brown Eye Centre

Five Vision Centres Dedicated

During the course of the year, five primary care vision centres (VC) were inaugurated – Two of them (Mandasa & Santhabommali) are linked to the Arogyavaram Eye Hospital & Contact Lens Clinic, Sompeta, in Srikakulam district. The other three centres (Vutukuru, Mylavaram & Pedapadu) are linked to the Vijayawada tertiary care campus. This brought the total number of primary care centres in the LVPEI network last year to 93.

The Vutukuru Vision Centre attached to the Kode Venkatadri Chowdary Campus in Vijayawada, Krishna district, was inaugurated on 23rd April 2012. The centre is supported by Latter-day Saints Charities, USA and Colonel (Retd) Inta Satyanarayana Reddy & Family.



Mylavaram Vision Centre in Krishna district was opened on 17 December 2012. The centre is linked to LVPEI Vijayawada and is supported by Latter-day Saints Charities, USA. Local support is from Sri Nivruth Rao garu, Trustee of Sri Rajah S V R G Narasimha Rao Charitable Trust, and Lions Club of Mylavaram.



LVPEI's 92nd Vision Centre was inaugurated on 4th January in West Godavari district in Pedapadu village and mandal. The Vision Centre was inaugurated by Smt. Ch. Sitaramamma garu. This centre is supported by LDS Charities, USA and is attached to the Vijayawada Campus. Local support for this centre has come from Chintamaneni Sitaramamma garu and family and Dr. Girish, Chief

Anesthetist, KIMS, Vijayawada and also LVPEI's Consultant Anesthetist at KVC Campus, Vijayawada.



Mr KSR Prasad cuts the ribbon; also seen, Dr Girish and Mr Rajashekar

The Vision Centre at Mandasa in Srikakulam district was declared open on 30th December 2012. The new centre is linked to Arogyavaram Eye Hospital and Contact Lens Clinic, Sompeta and is supported the Lavelle Fund for the Blind, Inc, USA. Sri Waddi Chandrasekhara Rao and Sri Mannarayana Youth Association, and Lotus Wireless Technologies India Pvt. Ltd, Visakhapatnam, also provided their support.



LVPEI's 93rd Vision Centre was inaugurated on 8 March 2013 at Santhabommali in Srikakulam district in association with the East Coast Development Foundation. The centre was inaugurated by Sri. A. Rama Rao Garu, Project Director, East Coast Energy Pvt. Ltd., (ECEPL) and is supported by the Lavelle Fund, USA.

It is attached to Arogyavaram Eye Hospital in Sompeta. Local support for this centre has come from Sri. Menda Appa Rao, Sri Kantha Rao, Sri Allu Rama Rao, Sri G Ramulu, and a few prominent villagers.



Digital Audio Library Launched

The Kode Venkatadri Chowdary Campus saw the launch of a new Digital Audio Library for the visually impaired on 17 December 2012, with support from Cognizant Foundation. Mr Atmakuri Ramam, Vice President and Centre Head, Cognizant, Hyderabad, inaugurated the library in the presence of Dr G Chandra Sekhar, Vice Chair, LVPEI. The facility will provide audio CDs and MP3s of textbooks, preparatory books for competitive examinations, graduation course material, autobiographies and children's stories.

Optical Glazing Lab Inaugurated

An optical glazing lab was inaugurated at the secondary care Nava Bharat Eye Centre at Paloncha on 13 August 2012 by Ms Emma Kennedy from Optometry Giving Sight and Eye Care Plus, who are supporting the glazing lab. Ms Kennedy also conducted a customer service and sales training program for the optical staff of all the main campuses.



Ms Emma Kennedy unveils the plaque. Also seen, Mr Ghanshyam Singh, Head of Optical.

LVPEI Hosts the Biggest IAPB General Assembly

The 9th General Assembly (9GA) of the International Agency for the Prevention of Blindness (IAPB), organized in conjunction with L V Prasad Eye Institute (LVPEI), was held at Hyderabad from 17-20 September 2012. The premier event in global eye health, the Assembly's theme was "Eye Health: Everyone's Business" and was inaugurated by the former President of India, Dr APJ Abdul Kalam. It was the biggest ever IAPB meeting with almost 1600 delegates from 87 countries, over 50 symposia, sessions and courses, 120 eminent invited speakers and more than 400 paper and poster presentations.



Dr APJ Abdul Kalam inaugurates the Assembly

Wellcome Trust - LVPEI Joint Workshop

LVPEI collaborated with Wellcome Trust, London, UK, for a two-day workshop "Overcoming Boundaries: A Common Vision for Translational Eye Research," 31 October – 2 November 2012. The topics ranged from developing affordable medicines,



Participants at the Wellcome Trust LVPEI joint workshop

new diagnostic and vision enhancing devices, clinical trials and gene therapy, stem cell applications in corneal repairs and in glaucoma, and the audacious goal of transplanting an entire eye ball! The sidelights included a tour of LVPEI's Village Vision Complex at Thoodukurthy.

Indo-US Symposium

To stimulate development of new strategies for diagnosing and treating complex eye diseases, a symposium on "Novel Tools and Themes in Vision Sciences" was held from 21-22 January 2013. The event, jointly organized by Dr Subhabrata Chakrabarti (LVPEI) and Dr Uday B Kompella (University of Colorado Anschutz Medical Campus, Aurora, USA), was attended by about 50 participants, including 9 resource persons from USA.



Delegates at the symposium

Sixth Annual Champalimaud Research Symposium

Conducted by the Champalimaud Translational Centre for Eye Research (C-TRACER 1) on 30 January 2013, the event had world leaders in ophthalmology, scientists, distinguished faculty from C-TRACER 2 at Coimbra in Portugal (Dr Luisa Ribeiro; Dr Andreia Rosa), and C-TRACER 3 at Sao Paulo in Brazil (Prof Jose Gomes; Dr Rubens Belfort Mattos Neto), Dr Leonor Beleza, President, and Mr Joao Botelho, Board Member, Champalimaud Foundation, Lisbon, Portugal.

The speakers included this year's Champalimaud Oration Lecturer, Prof David Williams from the University of Rochester, NY, USA, a special lecture by Prof Adrian Lee of Sydney, Australia, and two outstanding young scientists from India:

Dr Chetan Chitnis from New Delhi (on his efforts towards producing a vaccine for malaria, currently being field-tested in Southeast Asia) and Dr Imran Siddiqi of Hyderabad (on how he could retain hybrid vigour in plants by engineering clonal seeds through two genes).



Prof David R Williams receiving the Champalimaud Symposium plaque from Dr G Chandra Sekhar.



Dr Leonor Beleza delivering her address.

Evidence 2012

To commemorate the Silver Jubilee celebrations of L V Prasad Eye Institute, a landmark symposium EVIDENCE 2012 was conducted from 31 May – 3 June 2012, which showcased cutting-edge evidence based medicine. It was attended by over 900 delegates and was conducted at the Hyderabad International Convention Center. It featured Focus Group Meetings and had specialized Faculty Courses delivered by experts.



Dr Bruce E Spivey



Prof Rohit Varma



Prof Steven Feldon




Prof Jayakrishna Ambati



Martine J Jager



Prof Earl L Smith III



Dr Carol L Shields



Prof Narsing A Rao

Silver Jubilee Celebrations - Team LVPEI Runs Deep

LV Prasad Eye Institute celebrated its Silver Jubilee Anniversary on 1 June, 2012, with a grand event that aimed at paying a tribute to the LVPEI family - the team that powers the network - lauding their untiring efforts, passion and dedication in making the institute a globally renowned centre.

The large hall was packed with staff and their families, invited guests and donors, and faculty from all the campuses. Dr Gullapalli N Rao, Chair, LVPEI, said he was very proud of the achievements of the institute over the past two and a half decades. He thanked the staff for making the LVPEI dream a reality and also acknowledged the institute's donors and supporters for their unstinted support.

As a token of appreciation for the LVPEI team, and to commemorate the Silver Jubilee, a special silver coin was gifted to all employees. The coin was released by Prof Brien Holden, CEO, Brien Holden Vision Institute, Sydney, Australia, who also presented a plaque to Dr Rao.

The commemorative silver coin




Two commemorative books were released by Mrs Pratibha Rao and Mr Ramesh Prasad, Chair, Prasad Group, both major founding donors of the institute. *So that all may see* tells the story of LVPEI - its vision, mission and the people who strive to eliminate visual impairment. The book is produced by the Department of Communications. The second book, *Twenty Twenty: The Art and Aesthetics of L V Prasad Eye Institute* is a compilation of the fabulous paintings and art that are the hallmark of the institute's campuses. The book was put together by the institute's artist-in-residence, Mr Surya Prakash.



Ms Vanita Ganesh

One of the earliest employees, Ms Vanita Ganesh, who completed 25 years of service, shared the challenges, trials and triumphs of her early days. Dr Taraprasad Das, Director, Bhubaneswar campus, spoke about how the bonding between the employees led to the building of Brand LVPEI.



Dr Taraprasad Das

President of the International Council of Ophthalmology and Deputy Executive President of the Council of Medical Specialty Societies, Prof Bruce Spivey, considered the father of ophthalmology, commended the institute for its success in reaching out to the poor through its pyramid model of eye health care service delivery.



Mrs Pratibha Rao (with Dr Savitri Sharma) and Mr Ramesh Prasad (with Dr Virender Sangwan) release the commemorative books (inset)



Prof Brien Holden presents a plaque to Dr Gullapalli N Rao



Dr Bruce Spivey



Dr Pravin V Krishna



Dr Avinash Pathengay



Dr Usha Gopinathan



Dr Sriram Sonty presents a bouquet to Mrs Mangala Bhatt

One of the highlights of the evening was the video documentary of various LVPEI teams at work, especially compiled for the occasion by M Shobha, with an evocative script by Dr Pravin V Krishna. "LVPEI Runs Deep" touched upon all the departments and the behind-the-scenes people who enable world-class eye care service delivery to patients.

The last presentation was by Dr Avinash Pathengay, Associate Director, who shared a glimpse of the road ahead, with snippets of the vision of some of the faculty and staff, for possible directions for expansion.

To add color and joy to the evening was a performance by Smt Mangala Bhatt, world-renowned Kathak dancer. Dr Usha Gopinathan, Executive Director and an accomplished Indian classical dancer herself, introduced the various components of the performance, and Dr Sriram Sonty felicitated Smt Mangala Bhatt and her group. Dr Sonty, Clinical Associate Professor of Ophthalmology at the University of Illinois, Chicago, USA, was one of the founding members of LVPEI.

The evening ended with a vote of thanks by Korani Jyothi, followed by a gala dinner.



CAVU head M Shobha with Korani Jyothi



A section of Team LVPEI



Kallam Anji Reddy Campus, Hyderabad

The Kallam Anji Reddy campus has come a long way indeed in 25 years. Way back in 1987, we began with a bed strength of 30; 15 each for paying and non-paying. Our projections at that time envisaged an eventual bed strength of 200, and we were on target with 110 beds in 1989. But by the early 90s, we had begun with same-day surgeries. Several surgeries performed under local anesthesia such as cataract, and some glaucoma and cornea, became outpatient procedures, with patients being discharged the same day. So by 1999, though we had built 6 levels of the building and doubled the operating rooms from 4 to 8, we had reduced the bed strength from 110 to 72. This was a trendsetting move by all means.

Today, the facility has 7 levels, sprawling over 160000 sft, with the first 4 floors bustling with an average of 1000 patients a day, and an equal number of attendants accompanying them. This past year, the facility had 262,866 outpatient volume of which 74,369 were non-paying, and 41,162 surgeries of which 18,135 were non-paying. In addition to these whopping numbers of patients, the other services at the Centre of Excellence that the facility houses, such as Research, Education, Eye Banking and Rehabilitation, collectively ensure a plethora of events, activities and visitors all through the year. We have now begun construction of a new building - a twin one - to stand us in good stead for the next 25 years.

G Chandra Sekhar
Vice Chair,
Director,
Kallam Anji Reddy Campus, Hyderabad

Nawab Arastu Yar Jung Bahadur Endowment Lecture


The Fourth Nawab Arastu Yar Jung Bahadur Endowment Lecture was delivered by Prof Rajvardhan Azad, Head of Vitreo-Retinal Diseases and ROP Services and Chief, Dr R P Centre for Ophthalmic Sciences, AIIMS, New Delhi, on 5 January 2013. Speaking on 'The Art, Science and Commerce of Medical Education in India', he gave a brief outline of the medical scenario in India and the measures required to improve it.



Dr Tarapasad Das presents a plaque to Prof Rajvardhan Azad (left)

Mark Tully's Silver Jubilee Lecture

Sir William "Mark" Tully, eminent journalist, writer and broadcaster, delivered a special Silver Jubilee Lecture on 12 April 2012. He spoke on "India, an Economic Superpower by 2050?" The packed auditorium was captivated and engaged in a question and answer session for almost an hour, following the lecture.



Sir Mark Tully interacts with LVPEI fellows

Syamala Bhaskaran Endowment Lecture

Dr Tarun Sharma, Medical Director, Sankara Nethralaya, delivered the annual Syamala Bhaskaran Endowment Lecture on "Combining Clinical and Research Acumen" on 29 September 2012. It was an inspiring lecture, based on over 25 years of his experience as a clinician, teacher and researcher. The lecture was especially inspirational for the younger generation, who are on the threshold of their careers.



Dr Tarapasad Das (left) and Dr G Chandra Sekhar present a commemorative plaque to Dr Tarun Sharma

Late Shri Pushkarlalji Tibrewala Public Lecture

Dr Umang Mathur, Medical Director, Dr Shroff's Charity Eye Hospital (SCEH), New Delhi, delivered the Late Shri Pushkarlalji Tibrewala Public Lecture on 25 August 2012. This annual memorial lecture and award for eye donation was instituted by Mr Om Prakash Tibrewala in memory of his late father Shri Pushkarlalji Tibrewala a few years back at L V Prasad Eye Institute, Hyderabad. (August 25, 2012)





Spenta Wadia's Silver Jubilee Lecture

Prof. Spenta R Wadia, Distinguished Professor and Director, International Centre for Theoretical Sciences, Tata Institute of Fundamental Research, Mumbai was the invited guest speaker. He spoke on "What is this Higgs Boson or the God Particle?" on 31 August 2012.

Visitors from Portugal

The Secretary of State for Forestry & Rural Development, Government of Portugal, Mr Daniel Campelo and Cabinet member, Ms Sara Pereira, visited LVPEI on 18 October 2012. Also present were Dr Ana Esmeralda Costa and Dr Mafaldi Candido from the Ophthalmology Centre, Coimbra, Portugal, who were here for learning limbal explant culturing and stem cell work, for two weeks.



IERG-India ARVO Chapter Meeting

The first Indian Eye Research Group-India ARVO chapter meeting was organized by Dr D Balasubramanian, Dr Inderjeet Kaur and Dr Subhabrata Chakrabarti on 28-29 July 2012. There were 230 registered delegates and 133 presentations (8 invited talks, 52 free papers and 73 posters) in all.





L V Prasad Eye Institute, City Centre at Madhapur

City Centre Celebrates 2 Years of Service

LVPEI's first City Centre at Madhapur, Hyderabad, completed two years of service on 16 August 2012. In two years, the centre has seen 32,087 patients: 18,973 new and 13,114 follow-up cases, and conducted 2686 surgeries.



Patient being screened at the City Centre

Vision 2020 Workshop on Operations Management

The Kallam Anji Reddy Campus hosted a two-day workshop 8-9 March 2013, held by Vision 2020: The Right to Sight - India on "Operations Management for Effective Eye Care Services".



Pathology Meet

The Hyderabad-Secunderabad Twin Cities Pathology Meet on 30 November 2012 had approximately 100 delegates, including postgraduates and faculty from various medical colleges and hospitals.



Biostatistics Workshop and Glaucoma Masters' Course

A Biostatistics Workshop and Glaucoma Masters' Course "Glaucoma: The Known and the Unknown" was conducted on 11 March 2012 for postgraduate students, practicing ophthalmologists and glaucoma specialists. It was attended by over 175 people at Kallam Anji Reddy Campus, as well as many more at Bhubaneswar, Visakhapatnam and Vijayawada campuses, via live videoconferencing.

MoU with National Rural Health Mission

L VPEI signed a Memorandum of Understanding (MoU) with the Commissioner of Health and Family Welfare (Govt. of Andhra Pradesh) on 15 September 2012 to establish Newborn Eye Screening and Retinopathy of Prematurity (ROP) Control in Andhra Pradesh. This is to help identify serious eye problems in the newborn and to eliminate ROP blindness through an organized and efficient screening strategy.

Building Community Support

Dr Anil K Mandal organized his popular annual meeting of the Association of Parents of Children with Glaucoma (APCG) on 19 November 2012. The forum creates an avenue for a parents' support group, besides raising awareness about this disease with a surgical cure that's crucially dependent on early intervention.



Dr Anil K Mandal seen along with the children

LVPEI-ALCON Diabetic Retinopathy Project Launched

The LVPEI-ALCON Diabetic Retinopathy Project aimed to focus on the identification of people with diabetes, hypertension, and those with a diabetes risk profile, was launched in November 2012.



Foundation Day

The 26th Foundation Day celebrations on 17 October 2012 were marked by a variety of cultural programs by staff and students, prizes distributed for the fortnight-long sports activities, and commendation certificates to the staff completing 25, 20, 15, 10 and 5 years of service.



The campus cricket league winners with their trophy.

Workshop for Rehab Staff

A workshop was conducted for the staff of the rehabilitation centre on "Early intervention program for the visually impaired and multiple disabled children" from 11-13 July 2012. Ms Sheela Sinha from Voice and Vision, Mumbai, was the invited faculty. Fifteen rehabilitation professionals from various campuses of LVPEI attended the program.

Low Vision Awareness Program

The bi-annual Low Vision Awareness Program (LAP) organized by the Vision Rehabilitation Centres was held on 7 April 2012 with 100 participants, and on 21 September 2012 with 175 participants. India Vision Institute (IVI) played an important role. There were didactic lectures on low vision rehabilitation and a hands-on workshop, with demonstrations of conventional and hi-tech low vision devices.



Faculty of the Low Vision Awareness Program

Glaucoma Awareness Walk

A Glaucoma Awareness Walk was conducted on 10 March 2013 as part of a series of activities to commemorate Glaucoma Awareness Week, 10-17 March 2013. The Walk commenced at 7 am from LVPEI to the Jubilee Hills Check Post, along the KBR Park, and back. Participants included Mr Ramesh Prasad, Chairman, Prasad Labs and Prasad Imax; LVPEI Consultants and staff and their families; with veteran Telugu actor Dr Akkineni Nageswara Rao flagging off the event.



Workshop for Resource Centre Librarians

This workshop, held from 18-20 March 2013, was funded by the Elsevier Foundation grant, with generous additional support from the Seva Foundation and LVPEI, and the cooperation of the Association of Vision Science Librarians (AVSL) "A Solution in Sight" project.



Bhubaneswar Campus

This last year was a great one for the Bhubaneswar Campus which reflected an unswerving effort to enhance clinical and service excellence, while expanding into education and research.

In recognition, Dr Taraprasad Das, the founding director of the Bhubaneswar Campus, received Padma Shri award for Medicine in 2013. He was among the 108 Padma awardees announced for the 2013 Republic Day. Another feather in LVPEI's cap!

The Institute was awarded accreditation by the NABH (National Accreditation Board for Hospitals & Healthcare Providers) for its well-defined quality and patient safety protocols and adherence to accepted clinical standards in patient care.

The Bhubaneswar Campus rendered out-patient services to 97,418 patients and performed 10,281 surgeries during FY: 2012-13. Of these, 25% of out-patient services and 41% of surgeries were at no-cost-to-patients from the economically underprivileged section of society.

Continuing with our tradition of "Visiting Faculty" program, Prof. Ramanjit Sihota of Dr R P Centre for Ophthalmic Sciences, AIIMS, New Delhi, spent time with the trainees and consultants and delivered the C S Bhaskaran Lecture on the 'Role of Imaging in Glaucoma'. A two-day Glaucoma Symposium on 'Optic Nerve, IOP and Beyond' was also conducted.

The 3rd Bijayananda Pattanaik Memorial Lecture on 'Compassion in Eye Care: Lessons from Combat Blindness International' was delivered by Prof Suresh R Chandra, Professor of Ophthalmology & Director, Division of International Ophthalmology, Department of Ophthalmology and Visual Sciences, University of Wisconsin School of Medicine and Public Health, USA, and Founder-Chairman of Combat Blindness International.

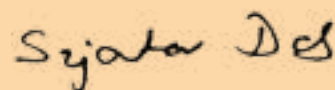
In 2012-2013, the faculty of Bhubaneswar Campus produced 42 peer reviewed publications in some of the most renowned journals, chapters in books, and other writings that include book reviews, articles in newspapers, magazines and reports. With this, the total number of publications is 212 since inception in July 2006.

Dr. Suryasnata Rath finished his one year training in Vancouver, Canada and joined back. He received the 'Best Paper Award' at the APSOPRS-2012 held in Singapore. Dr. Savitri Sharma was awarded 'RMC Best Paper for Senior Faculty' at the XVI Annual Conference of the Indian Association of Medical Microbiologists (Andhra Pradesh Chapter) held in Visakhapatnam. Dr. Soumyava Basu has been chosen to lead the 'International Working Group on Ocular TB' to be held in the Philippines in 2015.

LVPEI Bhubaneswar observed the Glaucoma Awareness Week in March 2013 with Glaucoma Awareness Walk, a week-long special glaucoma screening, an integrated Fun-Camp for children with visual impairment, and a Patient Education Forum. The 1st Fun-Camp was attended by 33 visually challenged children and their siblings.

The 12th Annual Meeting of the Uveitis Society of India, 1-2 December 2012, was attended by 132 delegates from India, Bangladesh, Sri Lanka and Turkey. The focus was on 'Overlapping Clinical Features of Infectious and Non-Infectious Uveitis'.

We look forward for a prosperous and successful year ahead.



Sujata Das
Director,

Bhubaneswar Campus, Bhubaneswar

Glaucoma Symposium

The “Glaucoma Symposium: Optic Nerve, IOP & Beyond” 21-22 July 2012, comprised lectures, glaucoma-based science, clinical challenges, a mix of old, current and evolving trends in glaucoma diagnosis and management, and hands-on training by experts. There were 35 delegates in all and faculty from across all campuses participated.

Prof Ramanjit Sihota from Dr RP Centre for Ophthalmic Sciences, AIIMS, New Delhi, delivered the C Syamala Bhaskaran Lecture on “Long Term Prognosis of Glaucoma in India” and planted a sapling in commemoration. She also delivered the guest faculty lecture on July 24th, speaking on the role of imaging in glaucoma.



Dr Ramanjit Sihota with the faculty and staff, planting a tree



Third Bijayananda Patnaik Memorial Lecture

Prof Suresh R Chandra, Professor of Ophthalmology and Director, Division of International Ophthalmology, Department of Ophthalmology and Visual Sciences, University of Wisconsin School of Medicine and Public Health, USA, and Founder-Chairman, Combat Blindness International, was the invited guest at the event on January 28th. He delivered a lecture on “Compassion in Eye Care: Lessons from Combat Blindness International”.

Uveitis Society of India’s Annual Meeting

The 12th annual meeting of the Uveitis Society of India, 1-2 December 2012, was attended by 132 delegates from India, Bangladesh, Sri Lanka and Turkey. Seven international and 17 national faculty participated. The focus was on “Overlapping clinical features of infectious and non-infectious uveitis”. The delegates were also treated to the world famous Konark Dance Festival on December 1.



From left: Dr Jyothi Biswas, Sankara Nethralaya; Dr V S Sangwan, LVPEI; president of USI Dr Sudha Ganesh, Sankara Nethralaya; Prof Narsing Rao, Doheny Eye Institute; and Prof Amod Gupta, PGI.

Progressive Lens Workshop

A workshop on “Varilux Academy Asia Pacific Education Program on Progressive Addition Lenses Dispensing” was conducted by Essilor on 9 September 2012, with optometry students, interns and senior optometrists participating. Discussions and interactive sessions focused on troubleshooting for progressive lenses.



Participants at the workshop



Rehabilitation Centre Creates Awareness

The NTPC Centre for Sight Enhancement and Rehabilitation for the Visually Challenged participated in the 8th annual program of the All Odisha Students Union of the Visually Impaired on 23 January 2013. Sirajum Monira and Sumita Lima displayed assistive devices. About 200 visually impaired students attended the program from various parts of Odisha. Mr Arun Kumar Sahoo, Minister of Energy & Information and Public Relations, presented prizes and certificates to students. The stall received great response and succeeded in making many people aware of the advanced technology and low vision services available.

Clinico-Pathology Meet Held

The Twin Cities Clinico-Pathology Meet on 15th November discussed “Challenges in Diagnoses of Ocular Adnexal Lymphoma”. Prof Valerie White from the University of British Columbia, Vancouver, was the faculty. It was well attended by Pathology Department representatives of various medical colleges in Odisha.



Prof Valerie White adopting a tree in the LVPEI garden



The Awareness Walk on March 10th was followed by a Patient Education Forum with Prof. Krushna Charan Padhy as invited speaker.

World Glaucoma Week

A series of activities marked Glaucoma Awareness Week, March 10 – 17, 2013. The focus this year was on early detection and prevention, the importance of screening family members of patients with glaucoma, and educating the public on the harmful effects of prolonged steroid use.

Nurses Day Celebrations

International Nurses Day was celebrated on May 12, 2012, at Bhubaneswar campus. The nurses renewed the oath of service and compassion.



Ocular Tuberculosis Workshop

A National Workshop on Ocular Tuberculosis was conducted on 3 December 2012. The following day, Prof Narsing A Rao from the Doheny Eye Institute, LA, USA, delivered a lecture on “Current controversies in the management of sympathetic ophthalmia.”



Carl Zeiss Team Visits

Mr Ludwin Monz, Carl Zeiss Meditec, Germany, and Mr Srinivasan Vaidyanathan, Carl Zeiss Bangalore, visited the campus on 29 August 2012. Dr Tarapasrad Das, Director, Bhubaneswar campus, spoke of the progress so far and the road map for the future.

GMR Varalakshmi Campus, Visakhapatnam

We entered our 6th year of operation on July 6th 2012 with an inspiring speech by our close friend, well wisher and philanthropist, Mr O Naresh Kumar. The event was preceded by a month of exciting sporting competitions among the staff and ended with a cultural program with performances by the staff and mentally and visually challenged children from 2 special schools.

Our patient care saw a 16% hike in outpatients and a 15% hike in surgeries, with 50% of these being absolutely free. Almost half of these surgeries were cataracts and the remainder, complex retinal, corneal, glaucoma, oculoplastic and squint surgeries. What was surprising was the number of youngsters over 18, interested in freeing themselves from spectacles and thus we performed over 600 LASIK refractive surgeries this year.

The Amblyopia Clinic, a new initiative by Dr Avinash Pathengay and Dr Virender Sachdeva, was launched by the Collector Mr Satyanarayana, with the aim of having a special facility to treat children with lazy eye. A self help vision screening chart for children was also unveiled. Teachers at various schools all over the city were taught how to record vision and identify subnormal vision.

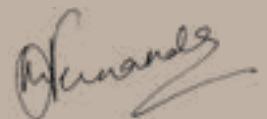
Glaucoma, the sneak thief of sight, which is one of the burgeoning causes of blindness, is largely under-diagnosed and significant efforts were made by Dr PVKS Varma and the team in spreading awareness. We organized a Glaucoma Walk and a public education forum as part of Glaucoma Week.

The Mohsin Eye Bank, a true community eye bank housed in our premises started in 2001 by the Vebart Trust, provides corneas to several corneal surgeons within LVPEI Visakhapatnam, Andhra Pradesh and beyond. This year it witnessed a tremendous 80% increase in corneal transplants, an effort lauded by SightLife International, an international eye bank, based in Seattle, USA. The Mohsin Eye Bank has also become part of the Cornea Distribution System (CDS) and sends surplus corneas to corneal surgeons all over the country.

We inaugurated two more Vision Centres at Mandasa and Santhabommali in Srikakulam, taking the total of Vision Centres in north coastal Andhra Pradesh to 12. These new VCs are affiliated to Arogyavaram Eye Hospital at Sompeta and have been established with tremendous community support through the untiring efforts of Dr PVKS Varma.

The community eye care team has been extremely active with door to door screening of houses in villages and schools. They have also conducted an awareness and screening program for drivers in association with the Road and Transport Association.

The coming year promises to be as exciting and eventful. We look forward to launching the Pathak Education Centre to take our education and research activities to the next level. With the support of the entire team, we are sure that we will achieve our goals for the coming year.



Merle Fernandes
Director,

GMR Varalakshmi Campus, Visakhapatnam

6th Anniversary Celebrations

The GMR Varalakshmi campus celebrated its 6th anniversary on 7 July 2012. The evening's program began with a welcome address by Dr PVKS Varma and a talk by Dr Merle Fernandes on the institute's 6-year journey. Dr Avinash Pathengay introduced the chief guest and major donor Mr O Naresh Kumar, Head, Symbiosis Technologies who also presented certificates to the Best Employee of the Year, Mr G Balakrishna Murthy, Biochemistry Department, the staff who had completed 5 years of service and JAWS certificates to rehab clients. Children from Sunflower Silver Jubilee Convent School and the Government Residential School for Visually Challenged Girls gave wonderful dance performances.



Staff participating in various games, sports and other activities



Students of the Government Residential School for Visually Challenged Girls



Free Screening

Free Screening for about 500 children was conducted on 18 November at the City Centre and at Jawahar Navodaya School.



Teacher Training Program

125 primary school teachers participated in a Teacher Training Program initiated on November 1st to help with early detection of eye problems in school children. Mrs. G Rekha, pediatric optometrist, conducted the classes at various schools.

Eye Screening at Eenadu Good Health Show

The LVPEI stall at the 'Eenadu Good Health Show' at Swarna Bharati Indoor Stadium 2-3 March 2013 showcased optical and non-optical devices, patient education brochures and conducted free eye screening. With more than 2000 people visiting the stall, 1000 people screened, cataract identified in 96 patients, other vision problems detected in 154 patients, glasses prescribed to 213 patients, and 250 patients referred to the tertiary care campus for further evaluation and treatment, the stall was indeed a huge success, highly appreciated by both the visiting public and the Eenadu News Channel.





Fun Camp

The Fun Camp on 9 December 2012 at Kailasagiri Park had over 20 children with visual impairment, and an equal number of siblings, family members, staff and volunteers participating. The camp helped the visually impaired children increase their learning capacity for new activities and improve their social skills.

Experiences

I visited this hospital as my vision was very hazy. Dr Virender (Sachdeva) treated me. I had been to a Chennai hospital, where people frightened me about my eye condition. So I came back to this hospital. I am satisfied with the treatment as my vision has improved a lot. I thank LVPEI, especially Dr Virender.

P Dhara Singh,
Vizianagaram
September 2012

Mr Dhara Singh is a 16-year-old student from Srikakulam. Dr Sachdeva diagnosed him with 'steroid dependent optic neuritis', a rare condition. He was treated and advised to come for frequent follow-ups. Now his problem has cleared and his vision has improved.

After LVPEI Visakhapatnam was established, I went there for an eye check-up in the month of October 2008. I had developed glaucoma by then. Dr PVKS Varma advised me to undergo laser treatment, which I did - at monthly, quarterly and half-yearly intervals - depending on the pressure in my eyes.

Since then I have visited the hospital many times. The hospitality, cooperation and assistance by the staff and Dr Varma is unimaginable, particularly the practice of welcoming patients with a Namaste. During my vast experience with the hospital, I felt that the staff were not working for their livelihood but for serving the patients. In one word, this institution is a VIP hospital for the poorest of the poor.

On 23 November 2012, I underwent surgery in my right eye. Dr Varma played a vital role in reassuring me. The staff working under him, Mr Gopal and Ms Pushpa, also work with a motive of service. LVPEI is not a hospital; it is a 'seva kendram' for the poorest of the poor in society.



K Rama Krishna Das, Retd Tahsildar,
Kothapeta village, Srikakulam district, Andhra Pradesh
15 December 2012

Free Screening for RTA Drivers

On 14 July 2012 free screening programs for transport drivers of autos, buses and trucks was organized in association with the Road Transport Authority (RTA) and the Police Department. The program was aimed at identifying eye problems among drivers and suggesting appropriate interventions to reduce accidents and injuries. The Chief Guest, City Police Commissioner Mr Poorna Chandra Rao, delivered a speech on road accidents, safety precautions and eye care. A total of 310 drivers were screened.



Actor Nani's Visit

Telugu film actor Nani (of 'Eega' fame) visited the GMR Varalakshmi campus on July 16th, along with Mr O Naresh Kumar. Nani spoke about diabetes, pointing out that in films the fights are between heroes and villains, but in real life often the villain is our poor health; hence, we need to be alert and take care of it.

Amblyopia Clinic

An Amblyopia Clinic was launched at the City Centre on the occasion of Children's Day. It was inaugurated by the Collector of Visakhapatnam, Mr V Seshadri on 15 November 2012. An Illuminated Vision Self Test Chart designed in-house enabled eye screening of school children to identify cases for early intervention. Financial support for this initiative was courtesy Mr O Naresh Kumar, CEO, Symbiosis Technologies.





Kode Venkatadri Chowdary Campus, Vijayawada

After a very active first year, the campus is maturing and growing on every front. The advantage of location in a rural area was fully exploited by providing access to excellent care to the rural population and making it equitable. The campus has matured with lush green and colorful gardens and an impeccably clean ambience. Most of the members of our team were recruited out of their respective education programs and are relatively young. The vitality of youth is quite evident in the vibrancy on campus.

Patient volumes have multiplied despite initial concerns about geographic location. All subspecialties have registered progress. The special attraction on this campus is The David Brown Children's Eye Care Centre, the best designed of such centres in our network. The centre has gained popularity as it is only one of the three or four Children's Eye Care facilities in coastal Andhra Pradesh. The clinical services are complemented with community eye care programs. A cluster of vision centres along with six of the secondary centres are linked to this campus and the communication and referrals have improved over the year.

Education activity has increased with the rotation of several trainees in ophthalmology, optometry and nursing. Continuing education programs are also being held, perking up good interest for residents and practitioners in the neighboring area. In the area of low vision and rehabilitation, we have inaugurated a digital recording studio funded by an IT corporation, Cognizant, and a Theme Park for rehabilitation training is on the cards, funded by Microsoft.

Overall, there has been significant progress during the year along the lines of our strategic plan. In addition, high quality eye care services are now made available to a large section of the population, which was hitherto underserved.

Dr Avinash Pathengay
for

the Kode Venkatadri Chowdary campus team

Anniversary Celebrations

The Kode Venkatadri Chowdary campus at Tadigadapa celebrated its 2nd anniversary on February 16, 2013. Dr Gullapalli N Rao and Dr Avinash Pathengay addressed the gathering, best employee awards were given out, and prizes for the various games organized to commemorate the occasion were distributed. The program was rounded off with much fun and frolic accompanying the cultural performances by staff and children from Tulip Garden, an Orphanage for HIV positive children.



Anniversary celebrations of the Kode Venkatadri Chowdary campus.



2nd Anniversary of The David Brown Children's Centre

The commemorative program on January 29th had Mr Edward and Mrs Soona Brown share their satisfaction that their hard-earned money was being utilized well and the son they had lost 30 years ago was being remembered for a good cause. Dr Niranjana Pehera showed them a video film on the progress of the centre over the last two years and its plans for the future. Dr Gullapalli N Rao gave away the prizes to the winners of the essay competition for pediatric postgraduate students.



Dr G N Rao releasing the Annual Activity report along with Mr Edward and Mrs Soona Brown.

Glaucoma Basic and Masters' Program

This program on 17 March 2013 was conceptualized for general ophthalmologists, practicing glaucoma specialists and postgraduates. Besides strengthening the basic concepts, it focused on current trends in the diagnosis and management of glaucoma, treatment failures and management of complications. It had an interesting mix of didactic and interactive sessions.

Glaucoma Education Forum

The Vijayawada campus held a glaucoma education forum at the City Centre on 15 October 2012, with 75 participants including former patients. A video presentation with a lecture on glaucoma was followed by a question and answer session with the public. Dr Pradeep K Reddy answered the queries.



First Integrated Fun Camp

The first Integrated Fun Camp at Vijayawada on 16th March had about a hundred participants including visually challenged and multi-handicapped children, their parents, siblings, volunteers and staff who took part in the various games organized especially for them and displayed their amazing talents.



Parents Support Group

About a 100 people from 34 families participated in the parents' support group meeting on childhood cataract on 25 August 2012. The program sought to make parents aware that their active involvement was crucial, without which even a good surgery could be functionally ineffective.

Patient Education Forum

A Patient Education Forum was conducted on 22 September 2012 and a press meet organized at the City Center to introduce a cataract self assessment tool developed in-house. It was given to all the attendees and widely appreciated by all including the media.

Vijayawada Oculoplasty Update

The campus conducted an Oculoplasty Update on 30 December 2012 to highlight common oculoplasty procedures for the comprehensive ophthalmologist. It comprised interactive didactics, a video session discussing common surgical procedures, and a Botulinum toxin live injection workshop.



Participants at the Oculoplasty Update



Glaucoma Awareness Week

Free glaucoma screening at the City Centre; a Glaucoma Walk with about 100 participants, including staff, and Vasavya and RG Foundation, a talk on Radio Mirchi and a live interview on Siti channel by Dr Pradeep Kumar Reddy, and a Public Forum, in which the audience clarified their doubts were the various activities that marked Glaucoma Awareness Week, 10-17 March 2013.

Children's Eye Care Week Celebrated

The following activities were conducted as part of Children's Eye Care Week, 14-20 November 2012.

- Parents Support Group meeting for squint: This was a morale-booster for parents in managing their children with squint.
- Special school screening for the differently abled children: About 175 children were screened by a team comprising an Optometrist, a Rehab specialist, a Vision Technician and a Community Health Worker.
- Street plays to raise eye health awareness were conducted with scripts written especially to dispel myths about squint and cataract surgery, and a professional street theatre troupe enacted it in various parts of the city to deliver the key messages.
- A hands-on workshop for Pediatrics postgraduates was conducted to sensitize them about their role and equip them with necessary skills such as performing a red reflex test, Hirschberg's test and a basic torch light eye examination.
- Painting competitions were held where 45 schools submitted 1200 entries on a relevant eye health related topic for three categories of contestants: junior, senior and differently abled.
- A Child Eye Care Helpline was inaugurated to provide 24 x 7 telephone helpline services to parents for queries related to children's eye care.



Alumni News

- **Nagaraju Konda**, research optometrist, University of New South Wales, won the Grand Prize in Ocular Photography at the American Academy of Optometry in Phoenix; 23-27 October 2012.
- **Jatin N Ashar** won the best poster award at the American Academy of Ophthalmology (AAO) annual meeting, Chicago, USA for the year 2012; co-authors: Pravin K Vaddavalli, Muralidhar Ramappa, Sunita Chaurasia and Somasheila Murthy.
- **Shivani Pahuja** bagged the T P Agarwal Trophy for Best Free Paper, Cornea (session 2) at the Delhi Ophthalmological Society annual conference; 6-7 April 2012.
- **Neha Bharati** won the Best Free Paper (session 7) at the Delhi Ophthalmological Society annual conference; 6-7 April 2012.
- LVPEI reaped a rich haul of awards at the joint meeting of the 28th Asia-Pacific Academy of Ophthalmology Congress and All India Ophthalmological Society at Hyderabad; 17-20 January 2013. Among those who bagged awards were **Archana Singh** (Cornea) and **Savari Desai** (Oculoplasty).
- **Dr Ramesh Murthy** won several distinctions this past year - the Bell Pharma Award for Innovation in Eye Surgery at 'Moscon' Maharashtra Ophthalmological Society meeting at Mahabaleshwar, 12-14 October 2012; the Dr. Hanumantha Reddy Best Video Award at the 19th Annual Conference of the Strabismological Society of India at Rohtak, Haryana, December 2012; the Maximum Number of Cases Award at the Eye and Beyond 2012-2013, Pune Ophthalmic Society; the Physician Recognition Award from the American Medical Association, January 2013; and the LEO Award from the American Academy of Ophthalmology, January 2013.



Cornea alumnus **Dr Swapnali Sabhapandit** was honoured with the Dr G Sitalakshmi Gift of Sight Award at Sankara Nethralaya, Chennai. Mr Mike Nithavrianakis, British Deputy High Commissioner, Chennai, presents the award to Swapnali, along with Chairman Emeritus of Sankara Nethralaya, Dr S S Badrinath.



Tariq Reza Ali was awarded the Matin Gold Medal at the conference of the Ophthalmological Society of Bangladesh; 26 February 2013. Prime Minister of Bangladesh Sheikh Hasina was the Chief Guest.

Letter to Dr Subhadra Jalali

I had a great time in the department working with you. I got to learn retina evaluation and ROP screening, see a few cases that I had never seen before. I enjoyed working with Dr Padmaja Rani as well. It was an extremely useful experience. Had I not learnt it here, I would never have been able to do lasers in such tiny babies. I will try to use this experience and skill after my fellowship and implement it at my workplace. Thanks for being such a wonderful teacher. Working with you was fun.

Shilpa Sonarkhan, Ghaziabad
14 October 2012

Also, under the directorship of Dr Ramesh Murthy, Axis Eye Clinic, Pune, a unique superspecialty clinic focusing on Oculoplasty, Squint, Pediatric Ophthalmology, Cosmetic Eye Surgery, Custom made artificial eyes and Low Vision aids, has completed two years, and is attracting patients from the neighboring states and from the Gulf countries, Africa and Europe.



C L Gupta Eye Institute in Moradabad also inaugurated its second vision centre, the Mahant Nirmal Singh Memorial Vision Centre, on October 11, 2012. LVPEI and IAPB have provided grants-in-aid for the 2 vision centres. C L Gupta Eye Institute is headed by LVPEI alumni, Dr Pradeep Agarwal and Dr Ashi Khurana.




Dr APJ Abdul Kalam visited C L Gupta Eye Institute at Moradabad on May 21, 2012. The institute is an LVPEI collaborating centre.



Vrund Eye Hospital at Vadodara inaugurated by alumnus Dr Bhavin S Shah on May 27, 2012.

Silver Jubilee Meet of LVP Alumni Association



Mr Subroto Bagchi

The Silver Jubilee LVPEI Alumni Meet on 31 May 2012 was attended by alumni from various parts of the world. On the occasion, the alumni pledged to raise ₹ 1 crore to set up a "Distinguished Alumni Chair." Dr Sunil Singh, senior alumnus, honoured Dr Rao on behalf of all the alumni. Other senior faculty honoured included G Chandra Sekhar, Prof D Balasubramanian, Dr Satish Gupta, Dr Aashish Bansal, Dr Taraprasad Das, Dr Anil K Mandal, Dr Savitri Sharma and anaesthetists Dr Sitaram Prasad, Dr CVM Reddy and Dr P Sreeramulu. Dr Jayaprakash Narayan, Lok Satta Party President, and Member, Legislative Assembly, Andhra Pradesh, and Mr Subroto Bagchi, Managing Director of MindTree, were the invited speakers for the alumni meet.



Dr Jayaprakash Narayan



Dr Savari Desai presents a memento to Dr G Chandra Sekhar



Dr Arundathi Borthakur honors Dr Sitaram Prasad, Dr CVM Reddy and Dr P Sriramulu



Mrs Vijaya Ramam catches up with Dr P Namperumalsamy



Dr Sunil Singh honors Dr Rao

Patient Care

LVPEI's explicit objective in patient care is "excellence with equity" as spelt out in the mission statement. The implicit core values to achieve this objective are honesty and primacy of patient welfare. This at a time when medicine is at risk of becoming commercial enables the institute to stand out as a beacon light. The best possible care is provided waiving off the charges in cases where the patient can ill-afford such treatment.

Starting with 3 examination rooms and two operating rooms in 1987, we have grown in 25 years, to be now present in more than 100 locations. These centres provide comprehensive eye care covering all specialties of ophthalmology and are equipped with state-of-the-art diagnostic and therapeutic facilities.

The Institution has completed 25 years of service spread across all levels of care in the LVPEI Eye Health Pyramid. During the Silver Jubilee year, we have reached out to more than 840,998 people and have provided surgical care to over 81,597 people.

In the year that has gone by, we have taken care of over 489,299 outpatients and provided surgical care to 65,845 patients in our tertiary and Centre of Excellence (CoE) facilities in the urban areas of Andhra Pradesh and Odisha. With the aim of reaching all those in need at their doorstep, the Village Vision Complex of LVPEI has reached out to 270,102 outpatients and provided surgical care to 15,752 patients.

In the last year we have seen 149,218 people at the vision centres and referred 36,924 for further care to secondary level eye care service within the LVPEI Eye Health Pyramid. True to our mission of equity, the care given was totally free of charge to 73.4% of outpatients, while 65.1% of the surgeries were performed entirely free of cost, regardless of complexity, in our rural catchment areas.

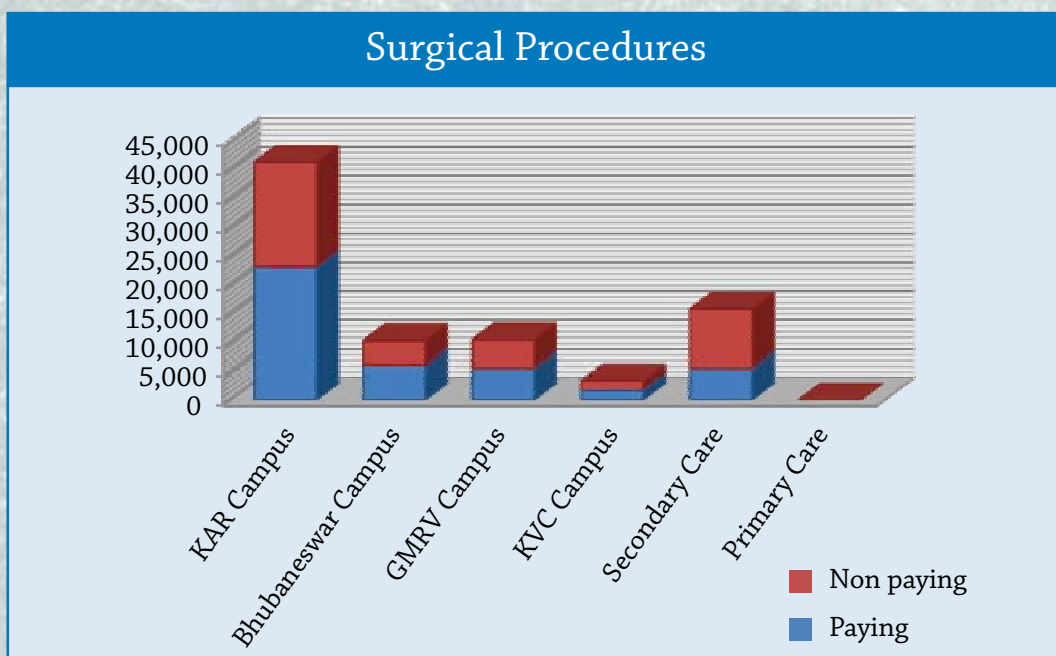
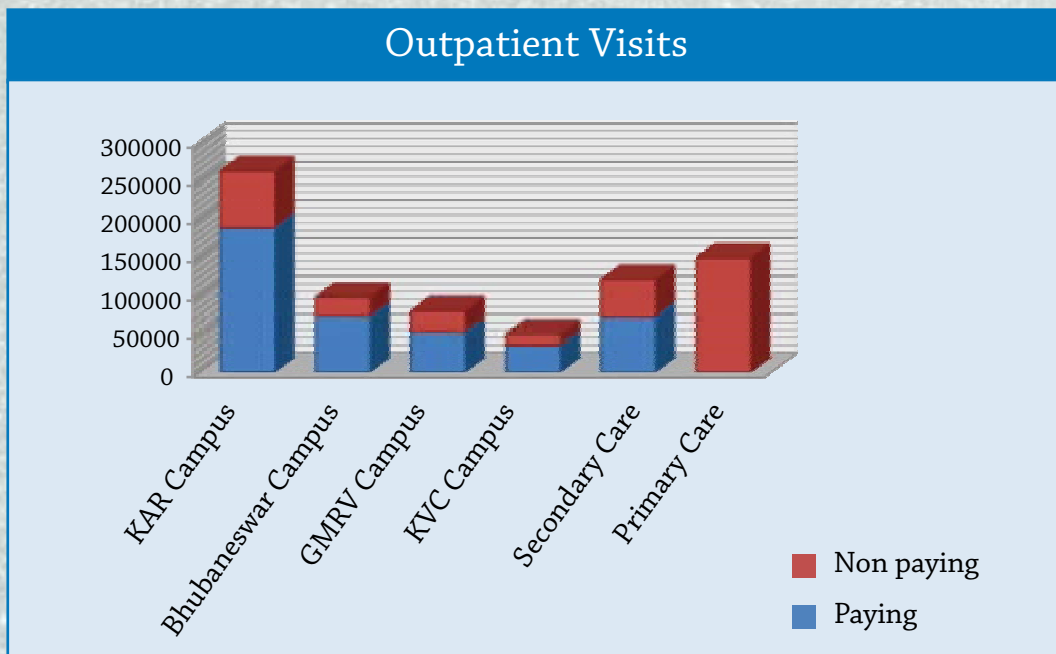
Similarly, the figures for urban care are 28.7% of outpatient visits and 44.5% of the surgeries, offered totally free. The level of subspecialty care provided at our CoE and tertiary centres is the other highlight of our patient care. Of the surgical care given to patients, cataract surgery was one-third. The experience and expertise of our team has ensured that we are a preferred destination for specialty services like pediatric glaucoma, complicated strabismus, oncology, retinopathy of prematurity (ROP), stem cell therapy for ocular surface diseases and disorders of the macula, to name a few.



Patient care

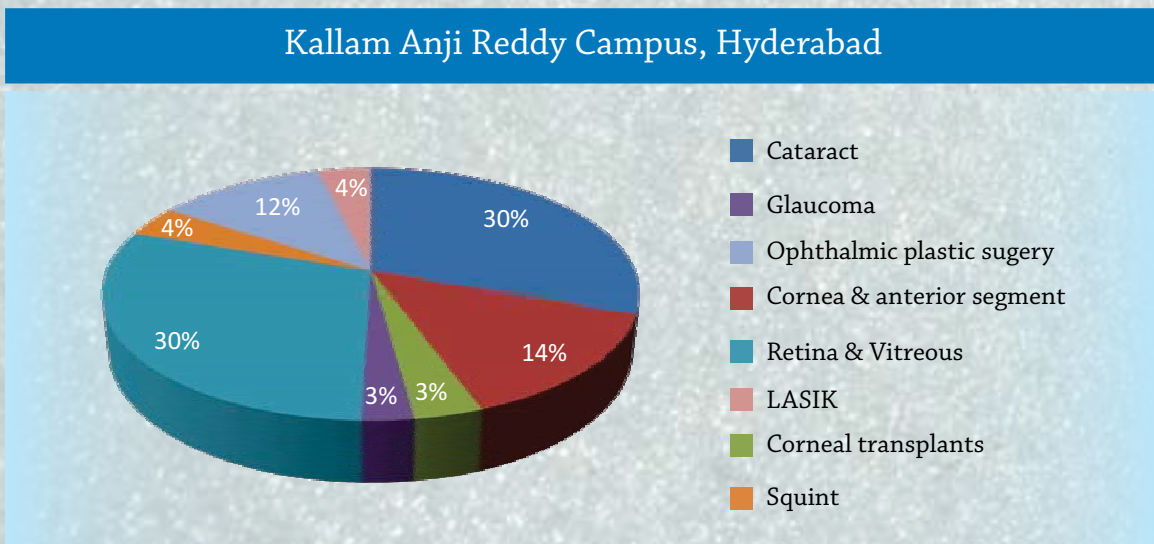
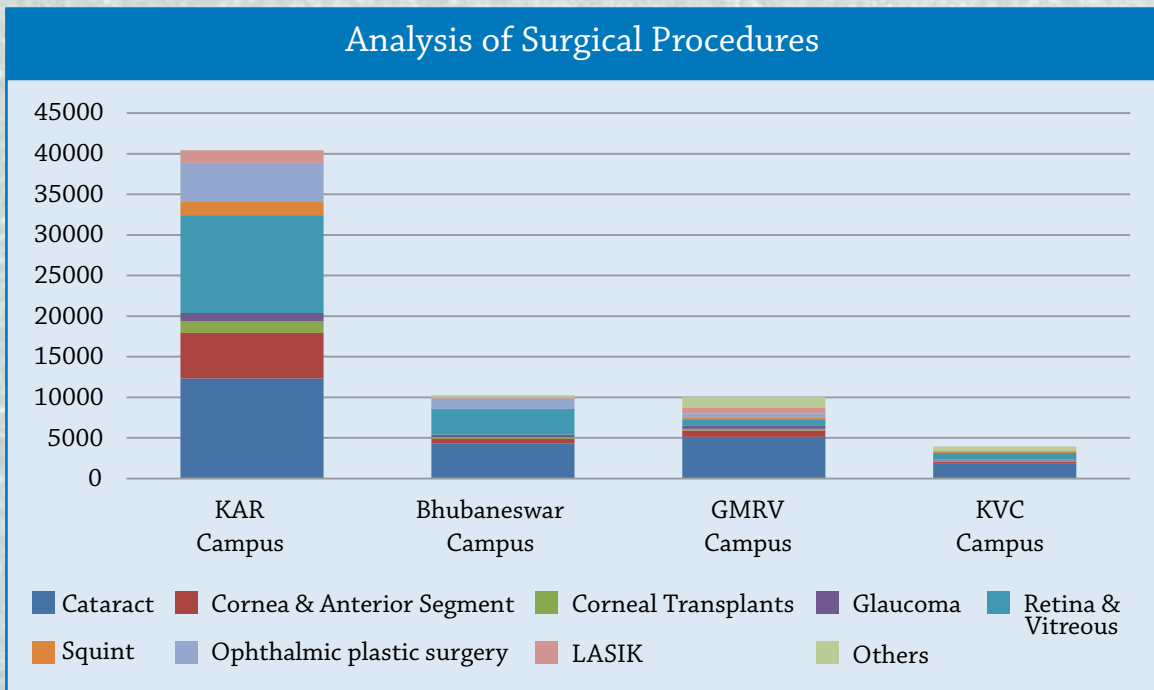
Campus	Outpatient visits			Surgical procedures		
	Paying	Non-paying	Total	Paying	Non-paying	Total
Kallam Anji Reddy Campus, Hyderabad	188,497	74,369	262,866	23,027	18,135	41,162
Bhubaneswar Campus, Bhubaneswar	73,015	24,403	97,418	6078	4203	10,281
GMR Varalakshmi Campus, Visakhapatnam	52,839	26,753	79,592	5517	4917	10,434
Kode Venkatadri Chowdary Campus, Vijayawada	34,752	14,671	49,423	1938	2030	3968
*Secondary care	71,875	49,009	120,884	5499	10,253	15,752
Primary care	–	149,218	149,218	–	–	–
Total	420,978	338,423	759,401	42,059	39,538	81,597

*Figures do not include services rendered at our partner centres

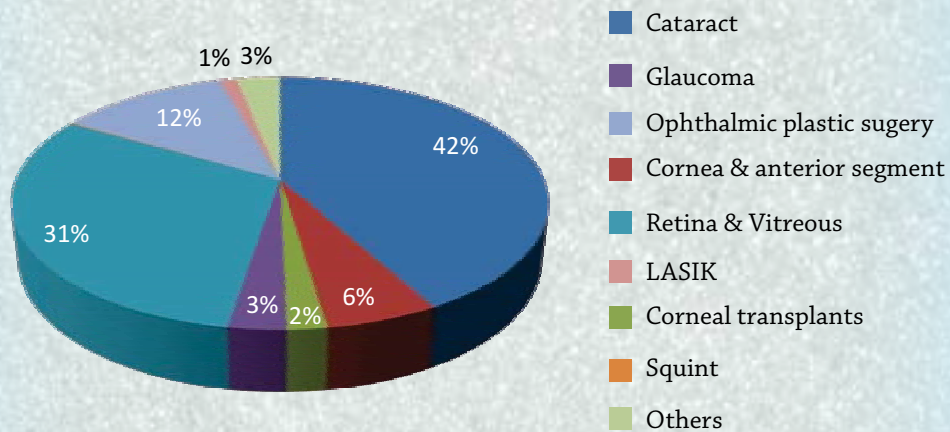


Analysis of Surgical Procedures

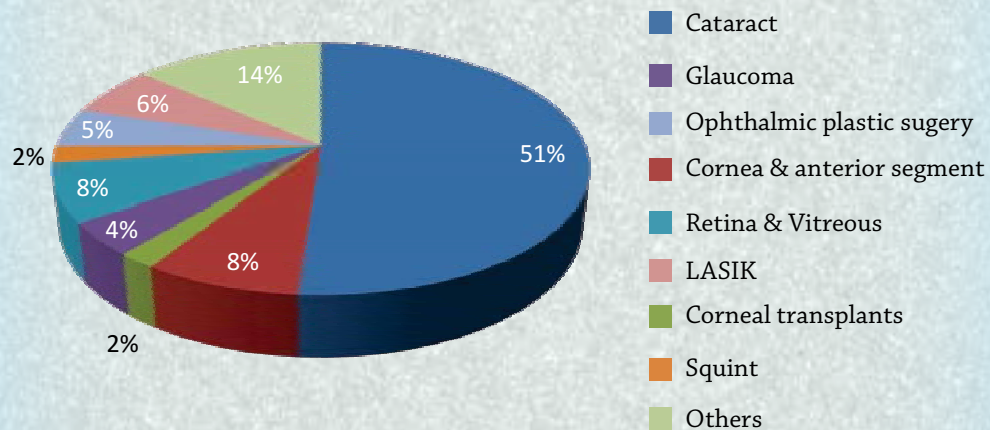
Campus/Speciality	Cataract	Cornea & Anterior Segment	Corneal Transplants	Glaucoma	Retina & Vitreous	Squint	Ophthalmic Plastic Surgery	LASIK	Others	Total
Kallam Anji Reddy Campus, Hyderabad	12,334	5605	1406	1056	12,042	1607	4843	1536	-	40,429
Bhubaneswar Campus, Bhubaneswar	4309	591	207	301	3167	13	1248	124	321	10,281
GMR Varalakshmi Campus, Visakhapatnam	5137	804	195	418	753	221	504	648	1369	10,049
Kode Venkatadri Chowdary Campus, Vijayawada	1912	162	155	110	829	122	117	6	555	3968
Total	23,692	7162	1963	1885	16,791	1963	6712	2314	2245	64,727



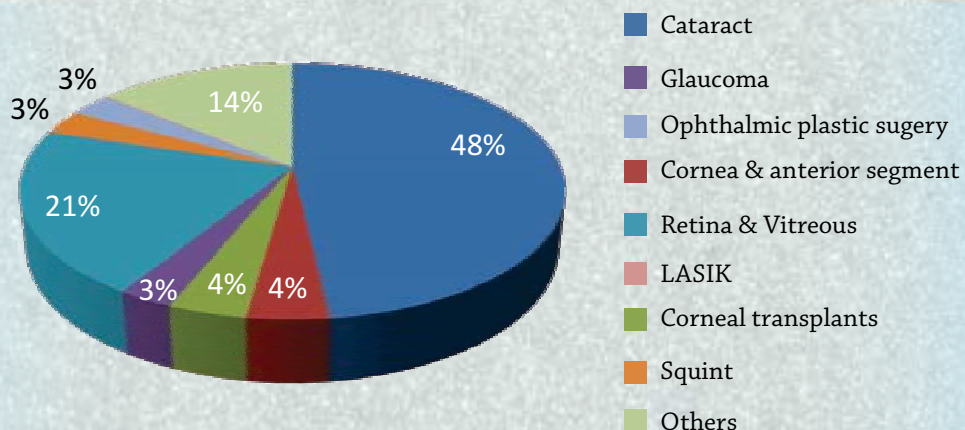
Bhubaneswar Campus, Bhubaneswar



GMR Varalakshmi Campus, Visakhapatnam

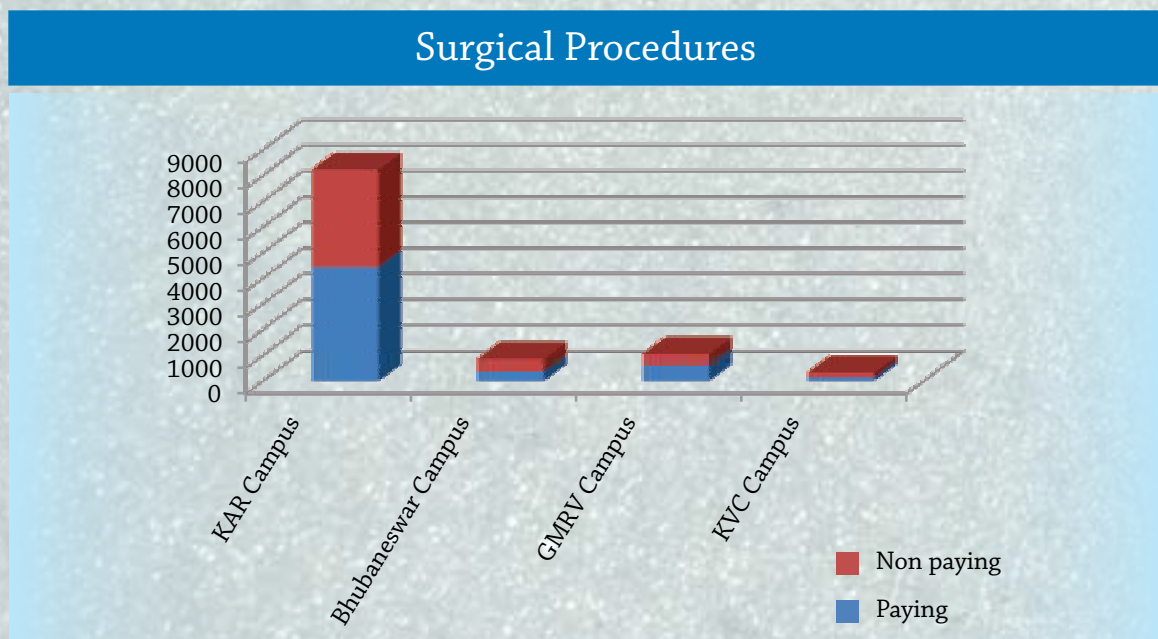
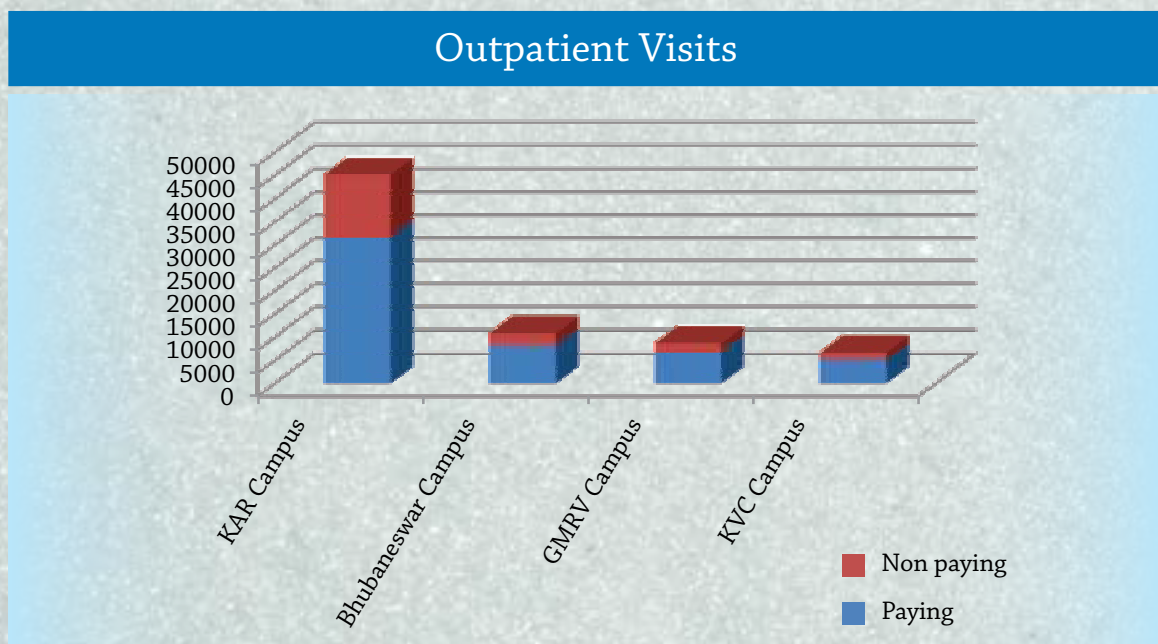


Kode Venkatadri Chowdary Campus, Vijayawada



Children's Eye Care

Campus	Outpatient visits			Surgical procedures		
	Paying	Non-paying	Total	Paying	Non-paying	Total
Kallam Anji Reddy Campus, Hyderabad	31,638	13,511	45,149	4428	3815	8243
Bhubaneswar Campus, Bhubaneswar	8170	2632	10802	390	478	868
GMR Varalakshmi Campus, Visakhapatnam	6803	1874	8677	630	436	1066
Kode Venkatadri Chowdary Campus, Vijayawada	5075	1652	6727	225	254	479
Total	51,686	19,669	71,355	5673	4983	10,656



ROP-Retinopathy of Prematurity (ROP) program.

ROP Program	Hyderabad	Bhubaneswar	Visakhapatnam
Babies screened	1330	667	–
ROP Identified (Babies)	296	162	–
Laser sessions (Eyes)	153	104	–
Pediatric retina surgeries (<14 years)	597	248	30
ROP surgeries (IV Avastin Inj for ROP, Retinal surgery)	176	10	–

International Patients at LVPEI



603 patients from 51 countries

Visitors' Book

No words, brilliant!

Mehak

This truly is a piece of heaven for healing.

Uma and Partha Talukolon

A very good eye institute where people can get their vision facilitated. All the staff are well trained, active and cooperative. Congratulations for your good service in society! Wish you the best of luck.

Dinesh Sakaria, Valsad district, Gujarat

A well-established hospital with combinations of brilliant doctors and best services. Impressive! Nothing can be better than LVPEI. Thank you.

Vishal Rathi, Kolkata

A great hospital. The best thing about it is that it provides a great facility and is a privilege for people below the poverty line. Well done! Satisfaction 100%. Thank you.

Nandan Kumar Rathi, Kolkata

Dear Team LVPEI,

I have decided to contribute in whatever small way I can, to say THANK YOU to LVPEI on behalf of so many who will benefit from LVPEI's work. I have consulted some wonderful doctors and wish to donate a small amount in their name. Dr Subhadra is such a wonderful person and I was moved by her helping nature.

Manas Ranjan Nayak

3 November 2012

Hello Sam,

Thank you so much for coordinating our visit to LVPEI once more. Both Kaveeta and I have discovered that our trust in your system, emanating out of our earlier visits, has not been unfounded at all. In fact, we are thankful that we took up the challenge to go for surgical correction, partly because of your counselling, and mainly because of our complete trust in the abilities of Dr Pravin V Krishna and his team. Once again the institution has continued to surpass our expectations. Be it in the patient's initial approach to the hospital or in going through the various tests and scans, everything is like clockwork. Please allow me to congratulate the institution on maintaining such stringent standards. Please send me the working model of LVPEI to circulate amongst my circle of friends.

Navin J Kripalani, Pune

7 December 2012

Patient Speak

Thank you for the wonderful job your team did on 18-4-2012 for my OD cataract surgery. I was so tense, but the assurance given by Dr Somasheila Murthy helped me opt for local anesthesia, instead of general. The doctor not only saved the unnecessary expenditure of general anesthesia, but saved me and my wife from a lot of anxiety and tension.

Any institute or organization runs on the efforts of dedicated individuals. Dedicated doctors like Somasheila are a great asset to any institute.

Pulizala Raghavender, Hyderabad
21 April 2012

PS: We have been involved in donating eyes since 1979. Recently, on April 17, we donated the eyes of my aunt Pulizala Shakuntala Bai to LVPEI. So far we have overseen donation of 17 persons' eyes, through our circle of friends and relatives.

Sub: Thanksgiving to Dr G Chandra Sekhar

I was on a visit to Hyderabad in January this year and was very fortunate that I had the privilege of being examined by Dr Chandra Sekhar who gave a lot of time and attention to me, despite his heavy schedule. It was a very satisfying experience. As I am a resident of Delhi I requested for the medical reports, which were sent to me very promptly. The reports were seen by my Delhi specialist who put me on treatment, as advised by Dr Chandra Sekhar. I was very impressed with the functioning of this great eye Institute, headed by such a reputed doctor like Dr Chandra Sekhar. My sincere thanks and best regards to him.

Jagdish Chandra Dureja, Delhi
6 March 2012

I happened to visit your hospital at Banjara Hills, along with a relative. Your staffer Vanita Ganesh (Associate Administrator) is one of the best in terms of her behaviour and has a helpful nature. The way she interacts with patients and their attendants is highly appreciable. I congratulate you for having such good staff members.

Rajkumar Khandelwal, Hyderabad
23 May 2012

I am honoured to meet the people of LVPEI, dedicated to the service of mankind, and the underprivileged people of our great country, India. My promise to the team of LVPEI, Hyd, is that I will be talking about you as a role model all over the world in my workshops aimed at developing leaders.

Deepak Sukh, Hyderabad
28 September 2012

(Seen by Mr Uday K Addepalli)

Dr Subhadra, you and your team are doing a great service to mankind with your work in Retinopathy of Prematurity (ROP). Being the father of a child with ROP, me and my wife have first-hand experience of your genius and selfless dedication, which is rarely seen these days. Kudos... and keep up the excellent work!

Tarun Gupta, Hyderabad
5 December 2012

Thank you very much for the successful surgery and valuable medication for my baby Nusaiba Fatima. We are grateful to you and your team. Yesterday, after 22 days in India, I took my baby to Dr Tariq Reza at Islamia Eye Hospital, Dhaka, for an eye check-up, as per your suggestion. Apart from the medications and eye drops, we are trying out light therapy, as per the advice of the rehab centre, and making her use glasses. Again, thank you for a fantastic job.

Krishibid Md Nurul Huda Almamun
Scientific Officer, Soil Resource Development
Institute, Regional Laboratory, Chandra, Jamalpur
19 October 2012

“When he said that he could help my daughter see again, there were tears in my eyes, tears of joy.”

Fatima, just 2 years old, was peering into a bowl of vegetables, while her mother Matluba was cooking. As Matluba poured some vinegar into the dish, it suddenly splattered and damaged both the eyes of little Fatima.

A despairing Gholam, Fatima’s father, a Russian fruit wholesaler based in Tashkent, Uzbekistan, took her to several doctors, but to no avail. Dr Akshay Khera, an Indian ophthalmologist

settled in Tashkent, suggested LVPEI in India and the family arrived in Hyderabad in June 2012. Gholam recalls, “After I met Dr Virender Sangwan and he said that he could help my daughter see again, there were tears in my eyes, tears of joy.” Fatima was operated upon and a Boston Keratoprosthesis lens was implanted in her left eye. The response was good. Back home in Tashkent, Dr Khera provided Fatima post-operative care.

Gholam and the family returned in January 2013 for a similar procedure to Fatima’s right eye. As she returned home with her parents, she waved cheerfully. And Gholam, who speaks very little English, managed to say, “I say a BIG thank you to all doctors in LVPEI.”



“I was blind, but now I can see. I can even drive a motorcycle now.”

Regaining sight after living in a world of darkness for decades seems nothing short of a miracle. But for the doctors at LVPEI, it is part of another day at work.

Rajiv Thareja was a victim of congenital glaucoma. An early operation at 11 days of age restored 10 to 15% of his sight. When older, he also underwent corneal transplantations at AIMS and at another private hospital in New Delhi. But each time, the corneal transplant was rejected by his body.

However, in February 2011, Rajiv underwent a corneal transplant at LVPEI, Hyderabad. He also had a complex combination surgery of cataract and glaucoma to control his intraocular pressure. Since then, he has enjoyed reasonably good vision. On a recent follow-up visit, he said, “I was blind, but now I can see. I can even drive a motorcycle now. Dr Muralidhar and Dr Anil Mandal have given me the vision that no other doctor could succeed in doing.”

Rajiv says he will continue to spread the message of eye donation, which has enabled him to see again.



She now persuades families with blind children to seek treatment.

Mrs. Veeramma from Tempalli village, near Gannavaram, visited the Kode Venkatadri Chowdary campus in Vijayawada on July 12, 2012, with her two children who were blind since birth. Someone had told her that the institute provided certificates to blind children to help them avail Government facilities.

An examination revealed that her 6 year old daughter Roja had total cataract in both eyes, which could be treated with a simple surgery, performed free of cost for those who could not afford it. But to the exasperation of the staff, Veeramma refused the treatment citing a prior experience involving her elder son who had been operated upon in the right eye for the same problem, but to no avail. Additionally, he had developed constant pain and watering from the operated eye.

Veeramma finally consented for Roja to be operated upon by Dr Niranjana Pehera in both the eyes. Now after surgery, Roja wears glasses. She plays around and goes to school. Though her vision is not as good as the other children, whatever new vision she now has, has changed her life significantly.

As for Veeramma, during the Support Group meeting for parents with children suffering from childhood cataract, she could not hold back her tears of gratitude. She is so enthused with her experience that she uses it to persuade families with blind children to seek treatment at LVPEI.



“She is the anchor to our lives; she is our eyes.”

Bonny Gideon and his wife Nagamani suffer from irreversible vision related problems; Bonny has cataract and several other vision related problems, and Nagamani suffers from night blindness. They hail from Pangidigudem village in Jangareddy mandal of West Godavari district where Bonny works as an assistant for an NGO. They have been regular clients at the Centre for Sight Enhancement at LVPEI's GMR Varalakshmi campus.

Three years ago, they became proud parents of a baby daughter who they named Smiley. But their joy turned to despair when they learned that the child had cataract; they feared that she would suffer the same fate as theirs. They brought the four month-old Smiley to LVPEI.

Dr Avinash Pathengay saw the couple at the OPD and enquired about their wellbeing. When he heard about Smiley, he reassured them about her vision. Sure enough, after her two surgeries in early 2013, Smiley now uses vision correcting glasses and goes to school. “She helps her mother around our home, reads the names of places and the numbers on the bus for us when we go out, talks incessantly about the posters on the walls, and tells us about whatever is happening around us all along our way. She is the anchor to our lives; she is our eyes,” says the happy father.



Vision Rehabilitation

The loss of vision has a number of adverse implications on a person's quality of life. The affected person has to overcome physical (reduced perception), functional (self care, mobility, and limitations in daily activities), social (interpersonal relationships), and psychological (emotional well-being and happiness) challenges as a consequence.

The aim of the Vision Rehabilitation Centres is to empower people with incurable vision loss so as to enhance their quality of life and enable them to live as independent a life as possible, through comprehensive low vision rehabilitation intervention. Since the inception of the Dr PRK Prasad Centre for Rehabilitation of the Blind and Visually Impaired on 4 June, 1992 and of the Meera and L B Deshpande Centre for Sight Enhancement on 18 February, 1997, the centres have helped change the lifestyle of numerous visually challenged persons, from all age groups and across all segments of the population.

The key components of intervention include psychological support, low vision care – assessment, training and prescription of devices, special skills training such as independent living skills and mobility, assistive software training for using computers, early intervention for children below 5 years of age with developmental problems, guidance and placement services for economic independence, self-help group meetings and peer support programs, advocacy and support services.



Unique I-Day Program by Rehabilitation Clients



The 66th Independence Day celebrations at LVPEI on 14 August 2012, saw a unique event, organized by families and children with visual impairment and multiple disabilities, facilitated by the rehab team.

The program was inaugurated by Ms Padmini, rehab client, who impressed the audience with her rendition of “Vande Mataram”. Master Raju and Ms Gayathri, both visually challenged since birth, recaptured the history of India’s independence struggle in their talks. Master Saikiran, blind since birth, spoke on the significance of the Indian tricolor flag. A skit by rehab clients and nursing students portrayed the nation’s freedom struggle, subsequent achievements and India’s progress, and the continuing responsibility of every citizen to raise India’s pride. The most moving part of the program was a fancy dress parade by multiple handicapped children, dressed up to reflect our history and patriotism, such as Netaji Subhash Chandra Bose, Pandit Jawaharlal Nehru, and the national flag. The young children received resounding applause from the gathering, and gifts from the Vision Rehabilitation Centres, LVPEI.



Mobility and Sensory Stimulation Park

LVPEI’s Rehabilitation Centres set up a ‘Mobility and Sensory Stimulation Park’ model at the Microsoft Corporate Office in Hyderabad from 10-12 October 2012, as part of Microsoft’s “Giving Campaign”. The objective was to build awareness among visitors by giving them a sense of visual impairment.

“Knowhow Practicum” on Assistive Technology

55 participants took part in the program on 9 June 2012 to explore various assistive devices. The objective was to create awareness among visually impaired persons on available technologies.

Fun Camp



The 15th Integrated Fun Camp for children with visual impairment organized by the Dr PRK Prasad Centre for Rehabilitation of the Blind and Visually Impaired on 1 December 2012 had 325 participants including visually challenged clients, their siblings and other family members. There were games, prizes and lots of fun, the entire experience helping the visually impaired children to be more confident and independent, while also creating a support group for the parents.



Workshops for Parents

Three workshops for parents were conducted on the upbringing of children with visual impairment and developmental delays. A total of 32 parents attended each workshop. Ms. Premalatha and Ms. Richa, special educator, were the resource faculty for the program. The workshops were conducted on 30 June (Daily Calendar), 11 July (Early Intervention Program) and on 21 July (Adaptive Devices).

Workshop for Rehab staff

A workshop was conducted for the rehabilitation staff on “Early intervention program for the visually impaired and multiple disabled children” from 11-13 July 2012 at the Patodia Auditorium. Ms. Sheela Sinha, from Voice and Vision, Mumbai, was the invited resource faculty for the program. Fifteen rehabilitation professionals from various campuses of LVPEI attended the program.

Team from Rehab visits BVRIT

Ms Beula, Ms Hemalatha and Mr Sai Sudha Sathu Desowja of our centre visited the assistive technology laboratory set up for people who are differently-abled at Padma Sri Dr B V Raju Institute of Technology (BVRIT) at Narsapur, Medak District on 12th July, 2012 and guided the students on their project work on assistive devices. Later the prototypes developed by these students were displayed in an exhibition organized by the Indian School of Business (ISB).

Digital Daisy Book Making

A workshop on “Digital daisy book making for the visually impaired” was conducted for the rehabilitation staff from 31 July – 4 August 2012. Mr. Prashant, Saksham Trust, New Delhi, was the invited resource faculty for the program. This training helped the team learn skills on producing digital books for the visually impaired in Daisy Form.

Experiences

The LVPEI Rehab has been very useful to me. The IT sessions over the past 3 months have been informative. Earlier I could use only 'MS Word' but now I can use e-mail too. Both the instructors helped us to understand easily and enabled us to learn new technologies. The English classes improved our communication skills. These sessions also gave me new friends. Thank you!

Molugu Pavitra
9 July 2012



My son, Master Sudheendra Rajan, did the basic computer program and also received mobility training from your esteemed organization. Since he is visually challenged, I was very worried about my son's job prospects, though he is a first class master's degree holder in MHRM. Because of the care and interest shown by you, my son is now working on the computer very efficiently. I am grateful for your dedicated and sincere efforts for the betterment of needy and challenged persons like my son. "Service to humanity is service to God" and your organization is following this in letter and spirit.

P Sankara Rao, Visakhapatnam
13 August 2012

I have completed my basic course in computer training at LVP rehab centre. The centre occupies a special place in my life. The IT services are a boon to visually challenged students. The faculty at the centre work incessantly to help the students. Sai sir and Siva sir are remarkable. They assess the competency of the student and teach accordingly.

The English classes were of great help in improving my grammar and communication skills. People come from different parts of India to do this course, but we gelled together as one unit. Sai sir always kept the competitive spirit up between us. I made many new friends and had a memorable time. With the support of the LVPEI rehab centre, we can not only face up to the competition in the present world but can also succeed in any chosen field.

Padmini Palaparthi
3 July 2012



Rehabilitation Faculty Participate in SERP

Mahalakshmi Mojjada, participated as a resource faculty for an orientation program conducted for Community Resource Persons of various districts of Andhra Pradesh by Society for Elimination of Rural Poverty (SERP) on 7 August 2012. The objective of the program was to train the participants on screening children with visual impairment and other additional disabilities as early as possible in their respective community. Overall, 25 members participated in the program.

Annual Meet of Volunteers

The annual meet of Rehabilitation Volunteers was held at Patodia Auditorium on 12 September 2012 and 9 volunteers took part in the event. The get together followed Braille Watch distribution to 30 visually impaired clients and a showcasing of the talent of four early intervention clients through a dance program. The Braille watches were procured with the benevolent support of a volunteer Ms. Kinnera Murthy.

Rehabilitation of the Blind & Visually Impaired (April 2012 - March 2013)

Rehabilitation Services	Hyderabad	Bhubaneswar	Visakhapatnam	Vijayawada	Total
New Client Visits	2957	881	1104	622	5564
Follow-up clients	8559	464	1042	1158	11,223
Service Delivery					
Special Skills Training	14,902	778	1214	771	17,665
Instruction in use of-Assistive devices (computers)-Low vision devices	5112	138 (computer) & 297 (low vision devices)	647	271	6465
Environmental modification	1940	823	636	482	3881
Educational guidance	1002	216	177	166	1561
Vocational guidance	583	160	131	47	921
Supportive guidance	2475	200	216	116	3007
Referral to other services	243	54	81	35	413
Audio Books & Large Print	2021	-	-	-	
Audio Pages & Large Print Pages	34, 376 (pages)	-	-	-	

Centres for Sight Enhancement (April 2012 - March 2013)

Campus/ Sight Enhancement	New client visits	Follow-up clients	Total	Low vision devices prescribed
Meera & L B Deshpande Centre, Hyderabad	2708	2083	4791	1236
NTPC Centre, Bhubaneswar	822	179	1001	296
Bob Ohlson Centre, Visakhapatnam	688	364	1052	650
Centre for Sight Enhancement and Visual Rehabilitation, Vijayawada	451	154	605	327
Total	4669	2780	7449	2509

The Ramayamma International Eye Bank

The Ramayamma International Eye Bank (RIEB) of L V Prasad Eye Institute, Hyderabad, offers hope to many people across all sections of the community through its services – providing high quality donor corneas, leading to a useful visual outcome. This year is particularly special for RIEB as it has achieved the following unique distinctions:

- RIEB becomes the First Eye Bank in the country to supply 2232 corneas in a single year
- It is the First Eye Bank in the Asia-Pacific region to process and supply pre-cut donor corneas to surgeons, enabling them to perform DSEKs

Highlights

- Initiated Hospital Cornea Retrieval Program (HCRP) at KIMS Hospital from Jan 2013 with the posting of a Counselor
- More than 50 awareness programmes conducted this year involving corporates, voluntary organizations, religious groups, educational institutions and hospitals.
- Started to process and supply pre-cut donor corneas to surgeons for performing DSEKs
- Bharat Heavy Electricals (BHEL) in collaboration with RIEB launched an initiative called “Vision to All – BHEL’s Call” aimed at creating greater awareness and propagating the message of “Gift of Sight”.



SightLife facilitates Corneal Transplant Centre

The SightLife Advanced Tissue Preparation Centre was inaugurated at LVPEI's Ramayamma International Eye Bank (RIEB) by Washington State Governor Ms Christine Gregoire on October 3, 2012. *(More details on page 13)*

First to supply pre-cut tissue

The RIEB is the first centre in the Asia Pacific region to make the pre-cut donor corneas available to corneal surgeons, enabling thousands of corneally blind patients in India to undergo Descemet's Stripping Endothelial Keratoplasty (DSEK), increasingly the standard treatment for corneal edema, offering better results, reduced risk of rejection and faster healing. This not only reduces the overall cost of the surgery for the patients, but also standardizes the procedure. Thus far, the Eye Bank has supplied more than 100 pre-cut tissues to surgeons at LVPEI and will soon supply them to surgeons outside LVPEI too.

27th National Eye Donation Fortnight

A simple generous act of eye donation can transform a life and help a blind person see. Keeping in line with this spirit, The Ramayamma International Eye Bank at LVPEI commemorated the 27th National Eye Donation Fortnight from 25 August to 8 September 2012.

In this context, The Ramayamma International Eye Bank (RIEB) organized eye donation awareness programs for educating various groups of people comprising students of the Nursing College of NIMS, associates of salesforce, nurses and nursing students of Mahavir and Gandhi Hospitals, teachers of Sacred Heart School, and residents of Rasoolpura and the Operation Eyesight Universal project in Fatehnagar. Live phone-in TV programs were anchored by Mr Kishan Reddy and Ms Brinda Ramachandran on DD Sapthagiri and Bol Radio, University of Hyderabad.

The Bharat Heavy Electricals (BHEL) in collaboration with RIEB launched an initiative called "Vision to All – BHEL's Call." The state-wide initiative aimed at creating more awareness and sensitizing the public on eye donation. The program also aimed at dispelling myths about eye donation, and propagating the message of the "Gift of Sight".



Health workers and hospital staff in Fatehnagar area listen to a talk on eye donation

Refresher Training

RIEB organized its 2nd Refresher Training program for Technicians of Eye Banks/ Eye donation centers in Andhra Pradesh on 25 August 2012 aimed at training technicians for better utilization of procured donor corneas. A total of 25 members participated from across 19 eye donation centers.



2nd Refresher Training for Technicians of Eye Banks / Eye donation Centers in Andhra Pradesh held on 25th August, 2012

Training Program for Community Health Workers

A One-day training programme was organized by the RIEB for the Community Health Workers of Operations Eyesight Universal & Vision Health Guardians of LVPEI City Centre to orient them to the facts of eye donation. Thirty three community health workers and the Project In-charge of OEU community projects attended the training programme.



Participants at the RIEB training program

Mohsin Eye Bank

Mohsin Eye Bank, a community eye bank located at LVPEI, Visakhapatnam, has maintained its growth in terms of the number of tissues harvested and transplanted. Having started as a small eye bank in 2001, Mohsin Eye Bank has now emerged as one of the leading Eye Banks in India. Apart from supplying quality tissues to GMRV and Vijayawada campuses, and local surgeons in Visakhapatnam, it is also meeting the demand of supplying tissues to about 25 eye hospitals in various parts of India.

During the year 2012 the following activities were taken up by Mohsin Eye Bank:

- 11th Eye Donation Fortnight was observed from 25 August - 8 September 2012.
- Eye Donation Awareness Walk was conducted on the Beach Road on 25 August 2012.
- 11th Anniversary of Mohsin Eye Bank was celebrated on 28 October 2012.
- Mohsin Eye Bank Information Centre inaugurated at CARE Hospitals on 8 November 2012.
- Received a Certificate of Appreciation from the Director of Public Health & Family Welfare, Government of Andhra Pradesh for strengthening the eye donation movement in Andhra Pradesh for the year 2011.
- Received Best Achievement Award for 2012 at the annual meeting of SightLife International in New Delhi on 2 March 2013.
- Memorandum of Understanding (MoU) with KGH, CARE Hospitals, Apollo Hospitals, Sevenhills, Indus, Queens NRI and Apoorva Hospitals in Visakhapatnam, and conducted Hospital Cornea Retrieval Programme (HCRP) in all these hospitals. According to available statistics, Mohsin Eye Bank is contributing its services in helping three corneally blind people, every two days, to see this beautiful world.

Drushti daan Eye Bank

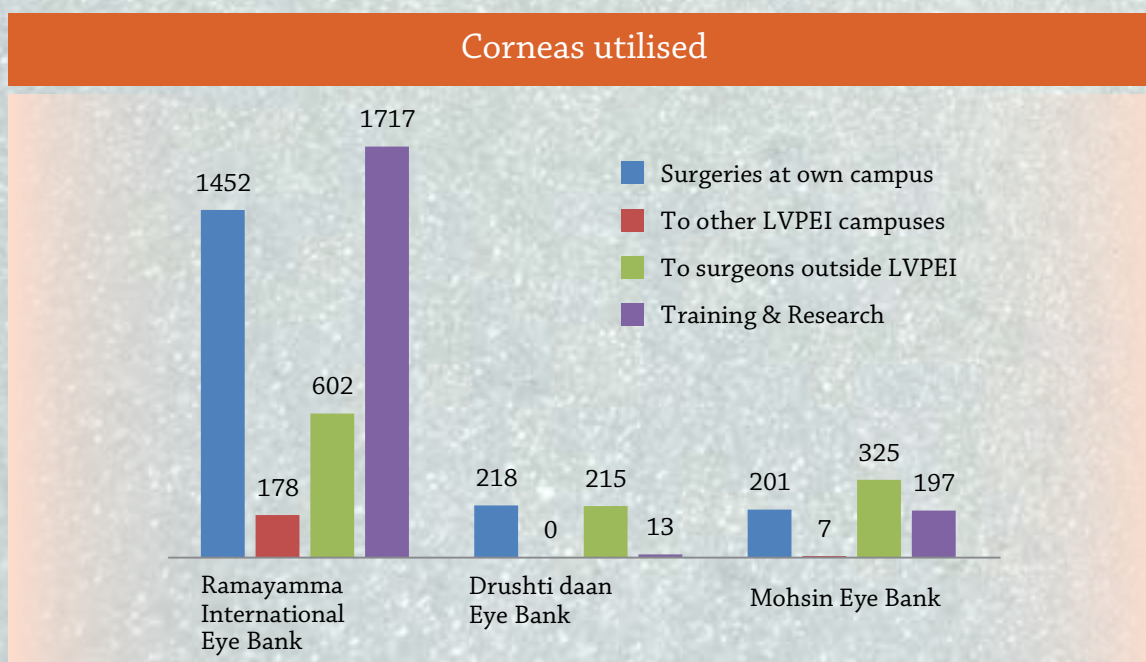
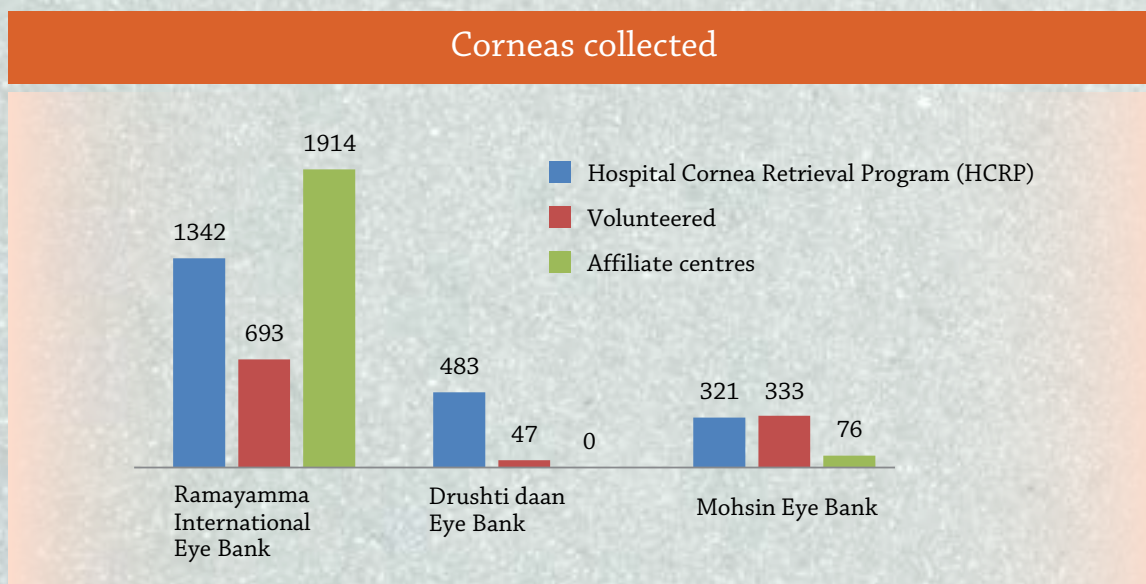
LVPEI Bhubaneswar's Drushti daan Eye Bank, the first community eye bank in Odisha, has shown remarkable growth over the last few years. It aims to function as a nodal eye bank in Odisha with eye collection centers all over the state.

Drushti daan eye bank has initiated Hospital Cornea Retrieval Program (HCRP) in major hospitals of the twin cities of Bhubaneswar - Cuttack in order to increase the volume of donor cornea collection. From a modest beginning, the recovery of donor corneas has gradually increased and at present, 50–60 corneas are being collected every month. The total number of corneas collected this year (2012 – 13) was 530 corneas out of which 433 corneas were utilized (a utilization rate of 82%). Drushti daan Eye Bank has now started supplying corneas beyond LVPEI Bhubaneswar - to surgeons located within and outside Odisha.

Eye Bank Statistics

Corneas collected	Ramayamma International Eye Bank, Hyderabad	*Drushti daan Eye Bank, Bhubaneswar	*Mohsin Eye Bank, Visakhapatnam	Total
Hospital Cornea Retrieval Program (HCRP)	1342	483	321	2146
Volunteered	693	47	333	1073
Affiliate Centers**	1914	0	76	1990
Total	3949	530	730	5209
Corneas Utilised				
Surgeries at own campus	1452	218	201	1871
To other LVPEI campuses	178	0	7	185
To surgeons outside LVPEI	602	215	325	1142
Training & Research	1717	13	197	1927

* Community eye banks on our campus, **RIEB affiliate centres at Nidadavolu, Tanuku, Suryapet & Madanapalle and other eye collection centres



McCarey Kaufman Medium for Corneal Preservation

The RIEB produced 28,440 vials of the McCarey Kaufman (MK) Medium during the year. 27,878 vials of the MK Medium were supplied to 226 national eye banks and 3 international eye banks.

National

Ahmedabad, Ahmednagar, Aizawl, Aligarh, Alipurduur, Aluva, Ambajipet, Ambala, Anand, Angamaly, Asansol, Aurangabad, Bagalkot, Bangalore, Bareilly, Bellary, Bhavnagar, Bhimavaram, Bhopal, Bhubaneswar, Bijapur, Borivali, Burdwan, Calicut, Chandigarh, Chennai, Chitrakoot, Chittoor, Coimbatore, Cuttack, Dahod, Davanagere, Dehradun, Dibrugarh, Dinazpur, Dombivli, Dondaicha, Durgapur, Eluru, Erode, Ghaziabad, Goa, Gondia, Gorakhpur, Gulbarga, Guntakal, Guntur, Gurgaon, Guwahati, Gwalior, Haldia, Hoshiarpur, Hubli, Hyderabad, Indore, Jabalpur, Jaipur, Jalandhar, Jalgaon, Jalna, Jamshedpur, Jodhpur, Jorhat, Kakinada, Kalyan, Kanpur, Karimnagar, Karnal, Katwa, Khammam, Kochi, Kolhapur, Kolkata, Kurnool, Latur, Lucknow, Ludhiana, Madanapalle, Manipal, Meerut, Miraj, Moradabad, Mumbai, Mysore, Nagercoil, Nagpur, Nalgonda, Nandyal, Narkatpally, Nashik, Navasari, Neemuch, Nellore, New Delhi, Nidadavole, Noida, Ongole, Palakkad, Palakol, Panvel, Perintalmana, Pondichery, Porur, Proddutur, Pune, Raichur, Raipur, Rajkot, Rampur, Ranchi, Rishikesh, Sangli, Secunderabad, Shantivan, Shimla, Siliguri, Shimoga, Sirsa, Sitapur, Sohana, Solapur, Sri Ganganagar, Surat, Suryapet, Tanuku, Thane, Thiruvananthapuram, Tirunelveli, Tirupati, Trichy, Udaipur, Udupi, Ujjain, Vadodara, Varanasi, Vellore, Veraval, Vijayawada, Visakhapatnam, Visnagar, Vizianagaram, Vuyyur, Warangal, Yamuna Nagar, Yanam.

International

Dhaka, Bangladesh; Kathmandu, Nepal; Yangon, Myanmar.

Amniotic Membrane for Ocular Surface Reconstructive Surgeries

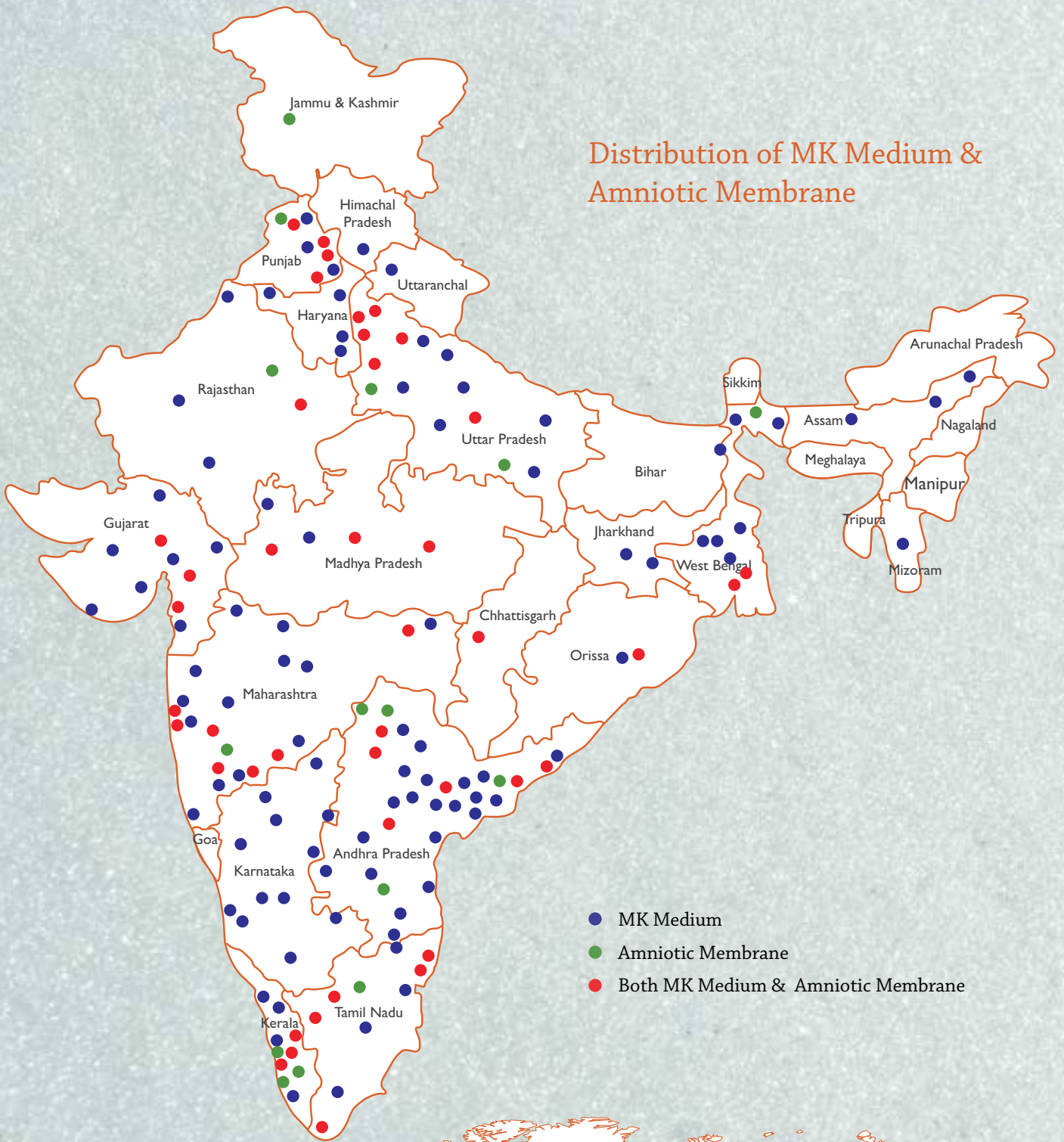
RIEB produced 1774 pieces of amniotic membranes this year. In addition to providing 940 amniotic membranes to all the LVPEI tertiary campuses and three secondary eye care centres, 637 surgeons outside LVPEI were also provided the AMG. A total of 99 membranes were provided for in-house research and training purposes.

National

Adilabad, Agra, Ahmedabad, Aligarh, Allahabad, Ambala, Amritsar, Angamaly, Bhopal, Bhubaneswar, Chandigarh, Chennai, Cochin, Coimbatore, Darjeeling, Delhi, Erode, Ghaziabad, Gwalior, Haldia, Hyderabad, Indore, Jabalpur, Jaipur, Jalandhar, Kadapa, Kakinada, Karad, Kochi, Kolkata, Kollam, Kottayam, Lucknow, Meerut, Miraj, Moradabad, Mudhole, Mumbai, Nagercoil, Nagpur, Nandyal, Noida, Palakkad, Panvel, Porur, Pune, Raipur, Rajahmundry, Salem, Sangli, Secunderabad, Sikar, Sohana, Solapur, Srinagar, Surat, Vadodara, Vijayawada, Visakhapatnam.



Distribution of MK Medium & Amniotic Membrane



Community Outreach

International Centre for Advancement of Rural Eye care (ICARE)

The International Centre for Advancement of Rural Eye Care (ICARE), the public health component of LVPEI, aims to reach out to the communities to deliver affordable and qualitative eye health care services, and conduct systematic research for the improvement and advancement of eye health care services. It bridges the community and eye health care delivery system thus comprising an indispensable link and an intersection between communities and ophthalmic professionals.

In the fourteen years since its inception, ICARE has gained immense experience in community service delivery by the means of its capable staff who are trained to patiently listen to the community eye health needs before they work to restore sight for many. To serve the under privileged communities and reach the unreached segment in the eye health value chain, ICARE has established eleven secondary centres and 93 Vision Centres.

A major milestone in our growth story was achieved this year in extending our VVC network to yet another state in India - Karnataka, thus establishing our eleventh secondary centre, the Y Mahablaeswarappa Memorial Eye Centre. This has been facilitated by the complete financial support received from Mr Y Satish and his brothers - grandsons of Sri Y Mahabaleswarappa. We continue to extend our footprint with the groundbreaking ceremony of our twelfth secondary centre at Sattenapalli, Guntur district - the Edward and Soona Brown Eye Centre - with the support of Mrs Soona and Mr Edward Brown of France. Five primary care vision centres were established, supported by the Latter-day Saint Charities, USA, and the Lavelle Fund for the Blind Inc., as also some major support from the local communities. ICARE along with its partners, provided comprehensive eye health examination services to about 285,000 people and performed about 41,000 surgeries. Our vision centres screened close to 150,000 people with about 60,000 school children screened this year.

Extending the Electronic Medical Records System to two of our secondary centres - Kuchukulla Ramachandra Reddy Eye Centre and Y Mahabaleswarappa Memorial Eye Centre - is good value addition by our technology experts. This will be extended to few more centres this year.

Our rehabilitation services continue to integrate with our community eye care services to help us serve the needy more comprehensively. The Ramachandra Pararajasegaram Community Eye Health Education Centre innovates new programs in education and training to build competent teams that play a crucial role in delivering the best. Customized and flexible curriculum are designed to enable us to produce the most versatile and talented outgoing students since the past few years. The first web based course on eye care management as a part of Masters in Community Eye Health was completed this year thus establishing another milestone in eye health education.



The Allen Foster Community Eye Health Research Centre witnessed the outcomes of the Andhra Pradesh Eye Disease Study dated thirteen years ago in the form of a follow up study initiated last year, which is ongoing. Aimed at preventing avoidable blindness caused by Diabetic Retinopathy, research projects aimed at screening and education of diabetics was initiated in Prakasam district of Andhra Pradesh. Mobile refraction Unit supported by Essilor was launched this year to complement these projects.

With eleven publications in national and international peer reviewed journals, nineteen papers and three poster presentations during various workshops and conferences, the ICARE team has made a mark of its expertise in disseminating research findings across the globe. Photovoice is another tool of our community engagement where community members are provided with cameras to take pictures that convey “images of the world”. Based on the inputs from these, the community members participate in a dialogue about promoters for better ways of accessing eye care by the local community.

Consultancy and capacity building is another arm of ICARE that has seen an organic growth of its experience and expertise in building and training new capacity for the rest of the world. This has resulted in continuing existing collaborations for capacity building and support of hospitals under the Centre for Community Ophthalmology; the Evaluation of Potential Partners for Operation Eyesight and Evaluation of the partners of the ORBIS Childhood Blindness Project. Our partnership with TOMS - One for One Giving Eye Sight Program in partnership with Seva Foundation is ongoing and has helped us to provide additional services of glasses, surgeries and medical treatment to all those in need.

With a motto to integrate primary eye care with primary health care, ICARE initiated the Sunethra-Hospital Based Community Eye Health Project in collaboration with Operation Eyesight Universal. Additional focus areas include a special drive on promoting environmental responsibility amongst our staff. Solar power units were made fully functional in a few of our secondary eye care centres which helped us to add an environment friendly edge to our service delivery component.

With all the support and enabling environment given by the Institute, Dr Srinivas Marmamula, Associate Public Health Specialist at ICARE was sent to Johns Hopkins to pursue his post doctoral studies. He reiterates, “I want to be a torchbearer in taking the vision and mission of the institute forward.”

We are indebted to all our donors and institutions spread across the globe for extending their support and contribution. It is always inspiring and motivating to serve and deliver our best to needy people.

Complemented by dynamic governance, motivated teams and sophisticated technology, ICARE aspires to evolve into a highly efficient eye health care service delivery component for LVPEI as we step into another year with a success driven manifesto given for the next 25 years.



Highlights

- Essilor Ltd donated a Mobile Screening Van for LVPEI's Mobile Refraction Screening Programme. This programme comprises mobile screening, refraction and spectacles dispensing for needy people.



- The web based course on eye care management as a part of Masters in Community Eye Health was completed. The UNSW team Dr Catherine Suttle, Dr Isabella Jalbert and Ms. Belinda Allen along with ICARE faculty reviewed the course requirements for the next academic year. (Details on Page 75).
- The graduation ceremony of LVPEI's Ramachandra Pararajasegaram Community Eye Health Education Centre was organized for students of Diploma in Eye Health Management, Diploma in Community Eye Health and Masters in Community Eye Health. (Details on page 75).
- World Sight Day was celebrated across the Village Vision Complex with the theme "Eye health is every one's business"



- Workshop on 'Operational Management for Effective Eye Care Services' for VISION 2020 India was organized at LVPEI.
- As a part of capacity building, quality enhancement program and skills transfer program of Vision 2020 India, Dr Rohit Khanna and Dr Padmaja Kumari Rani visited a few hospitals, and Dr Usha Gopinathan visited six ophthalmology institutes in the country for evaluation of quality practices and for providing recommendations for the improvement of basic minimum standards in both clinical and non clinical functions of these facilities.
- Board members from Lavelle Fund for the Blind, Inc., USA, visited ICARE to review the rural network
- Prof Al Sommer and Mrs Jill Sommer from Johns Hopkins Bloomberg School of Public Health visited Kuchukulla Ramachandra Reddy Eye Centre, a rural secondary level eye care facility in Thoodukurthy Village, NagarKurnool Mandal, Mahabubnagar District, Andhra Pradesh.
- TOMS - One for One service grant facilitated through SEVA foundation, USA, continues its support in providing additional services for surgical care, glasses and medical treatment to all those in need.

- Dr M Srinivas is with the Wilmer Eye Institute, Baltimore, USA, for his post doctoral studies
- World Glaucoma Week and World Diabetes Day was celebrated across the Village Vision Complex (VVC) network.



Village Vision Complex

Secondary Eye Care Centres

LVPEI's 11th secondary eye care centre, the Y. Mahabaleswarappa Memorial Eye Centre in Bellary, Karnataka, was inaugurated on February 13. This centre has come up with support from Y Mahabaleswarappa & Sons. Equipped with the EMR (Electronic Medical Records) System, this centre is the institute's first satellite centre in the state of Karnataka.

The groundbreaking ceremony of LVPEI's 12th satellite secondary eye care centre, the Edward and Soona Brown Eye Centre, Sattenapalli, Guntur district, took place on January 28, 2013. This centre is coming up with the support of Mrs. Soona and Mr. Edward Brown of France.



Primary Eye Care Centres (Vision Centres)

Five Vision Centres were inaugurated in Guntur, Krishna, Srikakulam and West Godavari districts of Andhra Pradesh. Equipped with the requisite infrastructure and trained Vision Technicians, they bring up the total number of vision centres to 93. The Latter-day Saint Charities, USA, and the Lavelle Fund for the Blind Inc., USA, support these vision centres, followed by the local communities.

Among the five Primary Eye Care Centres, three are connected to the tertiary centre Sri Kode Venkatadri Chowdary Campus, Vijayawada, and two are connected to one of our partner hospitals in Srikakulam district. (Details on page 14).

Cumbum Vision Centre

The Papireddy Ramireddy Vision Centre at Cumbum in Prakasam district has been re-located and inaugurated on 11th March. Present on the occasion were Smt BVS Ratna Kumari (donor), Sri BVR Mohan Reddy (Chairman & MD, Infotech, Hyderabad), Sri Anna Venkata Rambabu (MLA, Giddalur), and Sri Kolli Raghuram Reddy (IPS, Prakasam), among others.



First Solar Powered 'Green' VC

LVPEI's first 'green' Vision Centre was launched on 9th March. A 1.5 KW solar system was installed at the Pedapadu Vision Centre - with the generosity of HBL Power Systems - and the centre is now running completely on solar power.



Consultancy and Collaboration

Operation Eyesight Universal

LVPEI continued its partnership with Operation Eyesight Universal in India and assisted in evaluating its partner hospitals:

- Arogyavaram Eye Hospital, Sompeta, Andhra Pradesh
- Siliguri Greater Lions Eye Hospital, Siliguri, West Bengal
- Thakur Sitaram Seva Kendra Eye Hospital, Malda, West Bengal

- Udayagiri Lions Eye Hospital, Udgir, Maharashtra
- Dr Jawaharlal Rohatgi Eye Hospital, Kanpur, Uttar Pradesh
- Khairabad Eye Hospital, Kanpur, Uttar Pradesh
- Bansara Eye Centre, Shillong, Meghalaya

SEVA Centre for Community Ophthalmology

LVPEI is part of the Centre for Community Ophthalmology network which is Seva's Clinton Global Initiative - So one million eyes see again. The activities performed include evaluation of partner hospitals, training of their teams and infrastructure development. The eye hospitals partnered include:

- Rotary Eye Hospital, Udampur, Jammu and Kashmir
- Tejpur Eye Hospital, Tejpur, Assam
- Chandra Prabha Eye Hospital, Jorhat, Assam
- C L Gupta Eye Institute, Moradabad, Uttar Pradesh
- Sarat Laser Eye Hospital, Warangal, Andhra Pradesh
- D S Karad Eye Institute, Latur, Maharashtra

- Sewa Sadan Eye Hospital, Bhopal, Madhya Pradesh

Activities during the year include infrastructure development, strategic planning workshops and training of new recruits, and refresher courses for existing staff. Help was also extended to strengthen their community outreach activities.

Ms. Suzanne Gilbert and Mr. Nagarajan from Seva Foundation visited LVPEI as well as the CCO of the Moradabad hospital being mentored.

LVPEI along with Seva Foundation coordinated the Global Sight Capacity Building Initiative meeting.

ORBIS International

LVPEI partnered with ORBIS International to evaluate the ORBIS Childhood Blindness Project in India. 14 hospitals were evaluated as part of this program. The future strategy and direction is to be reviewed by Orbis India.

The IAPB and ICARE Connect

- A Series of guest lecture were organized. These include lectures by Prof David Friedman, Dr Silvio Mariotti, Mr Hasan Minto, Dr Ivo Kocur and Prof Sheila West
- The IAPB South East Asia (SEA) region meeting was held on 16 Jan 2013. A total of 17 participants from various nations attended the meeting. The objective of the meeting was to identify priorities for IAPB support towards the development of eye health services in the South-East Asia region and identify potential funding opportunities to support the priorities.



IAPB South East Asia Regional Meeting

9GA Delegates Tour VVC

Close to 200 delegates of the 9th General Assembly of the International Agency for the Prevention of Blindness (IAPB), co-organized by LVPEI in Hyderabad (17-20 September 2012) toured LVPEI's Thoodukurthy Village Vision Complex (VVC). The delegates were very appreciative of the model that provides eye care service delivery in rural areas at three interlinked levels comprising community, primary and secondary.



Service Delivery

The services at primary care vision centres are offered entirely free of cost. A total of 149,218 people were screened last year and 47,828 were prescribed spectacles for refractive errors.

Performance	Screening	Spectacles prescribed*	Spectacles dispensed*	Referred to service centre
Rural (91)				
Bhainsa, Kubeer, Nandipet, Navipet, Kallur, Lokeshwaram & Tannur, (Bhosle Gopal Rao Patel Eye Centre, Mudhole)	17,358	5367	4628	4313
Utnoor, Boath, Jainath, Bela, Narnoor, Jainoor, Jannaram, Medarpet, Talamadugu, Gudihathnoor, Echoda & Indervelly (Seshanna Chennawar Eye Centre, Adilabad)	17,393	6717	6506	3245
Wanaparthi, Achampet, Nagarkurnool, Kothakota, Kollapur, Ghanapuram, Bijnapally, Telkapally, Kalwakurthy, Lingala & Amangal, (Kuchukulla Ramachandra Reddy Eye Centre, Thoodukurthy)	23,611	7537	4896	6937
Parchuru, Panguluru, Pedanandipadu, Yeddapanudi, Marturu, Ballikuruva, Epurupalem, Chinnaganjam, Naguluppalapadu & Vetapalem, (Venkata Lakshmi Eye Centre, Karamchedu)	21,218	6145	4823	3735
Tripuranthakam, Yerragondapalem, Dornala, Cumbum, Bestavaripeta, Giddalur, Podili, Darsi, Kurichedu & Chimakurthi (Sudhakar & Sreekanth Ravi Eye Centre, Markapuram)	9285	2684	1372	2170
Tangutur, Kondapi, Lingasamudram, Chandrasekharapuram, Singarayakonda, Pamuru, Ulavapadu, Medarmet, Santhanuthalapadu & Kothapatnam (Sudhakar & Sreekanth Ravi Eye Centre, Kandukururu)	8082	2693	1337	2090
Nimmanapalle & B Kothakota, (Siloam Eye Centre, Madanapalle)	1022	203	148	367
Ravulapalem, (Paramahansa Yogananda Nethralaya, Rajahmundry)	1031	685	542	120
Chodavaram, Shrungavarapukota, Revidi, Gajapathinagaram, Govindapuram, Yelamanchili, Kailasapatnam, Kasimkota, K Kotapadu & Kothavalasa (LVPEI Visakhapatnam)	16,245	4711	3341	5676
Kovvali, Kapileswarapuram, Utukuru ¹ , Mylavaram ² & Pedapadu ³ (LVPEI Vijayawada)	8401	2581	1019	1667
Yellandu, Kallur, Manuguru, Ashwapuram, Dammamet, Tekulapally, Chandrugonda, Tallada & Cherla (Nava Bharat Eye Centre, Paloncha)	15,964	4803	3244	4346
Amrataluru & Bhattiprolu (Dr Kommareddy Raja Ram Mohan Rao Eye Centre, Gudavalli)	3197	1131	593	760
Mandasa ⁴ & Santhabommali ⁵ , (Arogyavaram Eye Hospital & Contact Lens Clinic, Sompeta, Srikakulam dist)	758	226	130	197
Urban (2)				
LVPEI-VST Vision Centre, Ramnagar; Vision Centre, Kismatpur	5653	2345	1774	1301
Total	149,218	47,828	34,353	36,924

Note: The affiliate service/ tertiary centres within brackets

*Includes spectacles sold to patients referred by service centres and non-prescription sunglasses, photochromatic glasses, etc.

¹Inaugurated April 23, 2012 • ²Inaugurated December 17, 2012 • ³Inaugurated January 4, 2013 • ⁴Inaugurated December 30, 2012 •

⁵Inaugurated March 8, 2013

Secondary Eye Care – Satellite and Partner Centres

During the year 285,321 people were seen at our secondary care centres.

Satellite Centres

Rural satellite & partner centres	Paying		Non-paying	
	Outpatient	Surgeries	Outpatient	Surgeries
Bhosle Gopal Rao Patel Eye Centre, Mudhole, Adilabad	15,507	1547	6669	1424
Kuchukulla Ramachandra Reddy Eye Centre, Thoodukurthy, Mahabubnagar	8101	459	5958	1187
Seshanna Chennawar Eye Centre, National Highway Road, Adilabad	1331	551	1485	1008
Siloam Eye Centre, Madanapalle, Chittoor	10,377	534	2240	594
Venkata Lakshmi Eye Centre, Karamchedu, Prakasam	5040	320	4875	857
Swarna Bharat Eye Centre, Venkatachalam, Nellore	1457	176	5097	861
Sudhakar & Sreekanth Ravi Eye Centre, Markapuram, Prakasam	6881	613	5143	1570
Sudhakar & Sreekanth Ravi Eye Centre, Kandukuru, Prakasam	3209	162	3281	528
Nava Bharat Eye Centre, Paloncha, Khammam	13,906	875	9508	1742
Dr Kommareddy Raja Ram Mohan Rao Eye Centre, Gudavalli, Cherukupalli Mandal, Guntur	6009	262	4691	482
Y Mahabaleswarappa Memorial Eye Centre, Talur Road, Bellary ¹ , Karnataka	57	-	62	-
Total	71,875	5499	49,009	10,253

¹ Inaugurated: February 13, 2013

Total outpatient visits: 120,884

Total surgeries: 15,752

Partner Centres

Rural satellite & partner centres	Paying		Non-paying	
	Outpatient	Surgeries	Outpatient	Surgeries
Mullapudi Venkatarayudu Eye Centre Tanuku, West Godavari	10,881	956	1329	149
Smt. Rajeshwari Ramakrishnan Lions Eye Hospital, Nidadavole, West Godavari	15,803	1434	11,258	3680
St. Gregorius Balagram Eye Hospital, Yacharam, Ranga Reddy District	6797	289	2880	1038
Lions Club of Suryapet Eye Hospital, Suryapet, Nalgonda	2654	407	1721	2137
The Rotary Eye Hospital, Proddutur, Kadapa	9630	1624	2979	1545
Paramahansa Yogananda Netralaya, Vemagiri, Rajahmundry	16,199	1660	11,328	2746
Urban partner centres in Hyderabad				
M S Reddy Lions Eye Hospital, Moula Ali	11,610	865	12,623	2934
Kishore Chand Chordia Eye Centre, Begum Bazaar	7044	423	25,875	3531
Balanagar Lions Eye Hospital, Balanagar	11,345	417	2481	739
Total	91,963	8075	72,474	18499

Total outpatient visits: 164,437

Total surgeries: 26,574

Anniversary Events

ICARE celebrates 14th Anniversary

The 14th Anniversary of the International Centre of Advancement of Rural Eye care (ICARE) was celebrated on 17 December 2012.

1st Anniversary of Gudavalli Centre

The first anniversary of LVPEI's 10th secondary centre, Dr Kommareddy Raja Ram Mohan Rao Eye Centre in Gudavalli village of Cherukupalli mandal, Guntur district, was celebrated on 24 August 2012.



Thoodukurthy Centre Celebrates 14th Anniversary

The Kuchukulla Ramachandra Reddy Eye Centre at Thoodukurthy, LVPEI's 2nd satellite centre, celebrated its 14th anniversary on 24 October 2012.



7th Anniversary of Adilabad Centre

The 7th Anniversary of Seshanna Chennawar Eye Centre, Adilabad (4th satellite centre) was celebrated on 9 June 2012.



Madanapalle Celebrates 5th Anniversary

6th anniversary of Siloam Eye Centre, Madanapalle, Chittoor District, was celebrated on 11 March 2013.



10th Anniversary of Karamchedu Centre

The 10th anniversary of Venkata Lakshmi Eye Centre in Karamchedu, LVPEI's 3rd satellite centre, was celebrated on 7 June 2012. The centre was established with the support of Dr D Rama Naidu. In 10 years, the centre has served close to 87,000 outpatients and has performed about 11,700 surgeries, 72% of them at no cost. An additional 100,000 patients have been screened at the 10 Vision Centres attached to it.

5th Anniversary of Nellore Satellite Centre

The Swarna Bharat Eye Centre, at Nellore (6th Satellite Centre) celebrated its 5th anniversary on 1 July 2012. In five years, the centre has seen more than 20,000 outpatients with 75% of them belonging to the non-paying category. Of the 2300 surgeries performed, 85% were done free of cost. Additionally, 115,000 people were screened in community eye care programs during the year 2011-12.



Markapuram Celebrates 5th Anniversary

5th anniversary of Sudhakar and Sreekanth Ravi Eye Centre, Markapuram, was celebrated on 3 January 2013. This is LVPEI's seventh satellite centre.



16th Anniversary of Mudhole Centre

The 16th anniversary of Bhosle Gopal Rao Patel Eye Centre, at Mudhole, LVPEI's very first satellite centre, was celebrated on 20 December 2012. Since its inception, the centre has seen 236,778 outpatients and performed 32,919 surgeries (up to 19 December 2012). The family of the main donor, Mr Narayan Rao Patel, graced the occasion.

Kandukuru Secondary Centre Celebrates 4th Anniversary

The Sudhakar and Sreekanth Ravi Eye Centre at Kandukuru in Prakasam district celebrated its 4th anniversary on 1 February 2013.



Paloncha Secondary Centre is Two Years Old

The 2nd anniversary of Nava Bharat Eye Centre, Paloncha, was celebrated on 19 February 2013. This is the institute's 9th secondary care satellite centre.

Photo Voice Pilot Launched

A Photo Voice pilot project was launched in Thoodukurthy Village Vision Complex by ICARE on 10 July 2012.

Photo Voice (PV) is a tool used to encourage participative action to address social and environmental issues for community development. Participants use photographs taken in real situations to highlight problems or desirable changes within the community to build a story for initiating social action at the grassroots level. Photo Voice has been used to better understand public health issues, formulate people empowerment strategies and behavioral modifications. Dr Nance Wilson from the University of Berkeley trained the ICARE team in March 2012.



World Diabetes Day 2012

The Institute commemorated World Diabetes Day from 14-20 November 2012 throughout its Village Vision Complex network in Andhra Pradesh, showcasing its comprehensive approach to eye care through various events focused on prevention, promotion, treatment and rehabilitation.

A symposium on 'Diabetes and its complications' was organized. GHMC Aasara Project Director Smt R Mamatha Bai, Chief Guest, assured support for such programs.



ICARE Launches its First Online Course

The Institute's International Centre for Advancement of Rural Eye care (ICARE) announced the commencement of its first online course in Eye Care Program Management, which is being offered as part of the Masters in Community Eye Health (MCEH) program, in collaboration with the University of New South Wales (UNSW), Sydney, Australia. The 9-week course was conducted from 14 May to 15 July 2012, with students participating from their homes by accessing the material online.

Ten students enrolled for the first batch, including 4 full-time MCEH students, 5 students pursuing Masters in Optometry and 1 student pursuing Masters in Public Health at UNSW. Of these 6 are from Australia, 1 each from Africa and Malaysia and 2 from India. ICARE plans to organize more online courses next year, and is working in a phased manner to offer the complete MCEH program online from the year 2014.

EMR in Tudukoorthy

Electronic Medical Record (EMR system) has been set up in Kuchukulla Ramachandra Reddy Eye Centre, Tudukoorthy, Mahabubnagar district. After the Navabharat Eye Centre, Paloncha, and Dr. Kommareddy Raja Ram Mohan Rao Eye Centre, Cherukupalli, this is the 3rd secondary centre to go for EMR.



Public Health Professionals Graduate

The graduation ceremony of ICARE's Ramachandra Pararajasegaram Community Eye Health Education Centre on 17 December 2012 saw 34 students graduate: 4 in Masters in Community Eye Health, 5 in Diploma in Community Eye Health, 12 in Diploma in Eye Health Management and 13 in the Certificate Course in Program Management & Evaluation.

Dignitaries who spoke included Dr R Pararajasegaram, former WHO Regional Advisor and former President, IAPB, (through Skype); Dr Prasanta Mahapatra, Additional Director General of Training, Dr Marri Channa Reddy HRD Institute of Andhra Pradesh; and Dr Catherine Suttle, University of New South Wales (UNSW), Australia (in a recorded message). Also present was Dr Sankariah, Joint Director, National Programme for the Control of Blindness.



At the Base of the Pyramid

Cataract Surgery Restores Shivakka's Vision

Kojolla Shivakka, 68, who hails from Bhainsa in Adilabad is a widow. She lives with her sister and grandson. Shivakka used to sell vegetables to support her family but had to give it up owing to her poor vision.

Krishna Leela, a Vision Health Guardian trained by ICARE at LVPEI, met Shivakka during a routine screening program and found cataract in both her eyes. Leela counselled Shivakka and accompanied her to the secondary centre in Mudhole, Adilabad, for treatment. Shivakka had cataract surgery performed in both her eyes with help from Leela and field supervisor Sayanna.

Today, Shivakka is back on her feet and is able to fend for herself and her family. With a big smile, she expresses her gratitude to LVPEI for all the help and support she has received during those difficult years. She is also grateful to Leela and Sayanna for their personal attention.



Surgery Restored Her Livelihood

Jaithunnisa Syed who lives in Kothagudem earns her livelihood grazing cattle. All of a sudden she noticed vision problems, and soon approached the local doctor for treatment but to no avail. Owing to the problem, she was losing her livelihood. It was then that one of LVPEI's vision technicians Nazma, Jaithunnisa's neighbor, referred her to the Nava Bharat Eye Centre at Paloncha. She was operated upon and her vision improved to 6/12. Jaithunnisa is now happy and sends her salutations to LVPEI!

Community Eye Care

Service Delivery: Screening Programs

	LVP VVC*	KVC*	GMRV*	HOUSE*	CLIP*	S2RS*	Total
Slums/villages surveyed	536	59	223	-	-	20	838
Population covered by door to door surveys	571,409	91,865	161,422	-	-	24,416	849,112
Identified with eye ailments	72,787	8,648	9086	-	-	4657	95,178
People identified with diabetes/ high risk for diabetes	1771	1361	818	-	-	956	4906
Community screening programs organized	960	7	71	114	28	20	1200
People screened	25,089	621	7452	9016	2303	1311	45,792
Prescribed spectacles	7532	171	1662	3082	1042	407	13,896
Referred for further management	6712	92	2695	1853	867	256	12,475
Dispensed spectacles	1291	3	588	1085	224	342	3533
Awareness programs conducted	124	-	-	-	746	20	890

	LVP VVC*	KVC*	GMRV*	HOUSE*	CLIP*	SFK*	Total
Children's screening programs							
Schools covered	127	15	114	12	52	153	473
Teachers trained	97	-	38	1	25	181	342
Children screened	20,035	3690	11,648	3177	3867	10,048	52,465
Identified with eye problems	1583	350	383	344	240	325	3225
Prescribed spectacles	565	15	213	115	11	26	945
Referred for further management	1477	83	128	117	121	45	1971
Anganwadi (crèche level) screening for children 0-5 years of age							
Programs organized	17	11	61	-	52	-	141
Children screened	418	500	1757	-	1221	-	3896
Identified with eye problems	19	4	2	-	41	-	66
Referred for further management	13	4	2	-	15	-	34

Service Delivery: Community Based Rehabilitation

Community based rehabilitation of visually challenged	LVP VVC*	KVC*	CLIP*	S2RS*	Total
Blindness/low vision	337	85	30	8	460
Counselled for rehabilitation	264	86	-	-	350
Base hospital certification	147	30	-	-	177
Medical board certification provided	189	81	15	8	293
Low vision service	28	8	-	-	36
Low vision devices	16	-	-	-	16
Orientation and mobility and activities of daily living skills training	352	83	12	-	447
Travel concession - Bus	99	54	-	-	153
Travel concession - Train	49	39	-	-	88
Pension - old age	56	5	15	-	76
Pension - handicapped	165	74	-	-	239
School admission facilitated	20	1	4	-	25
Scholarship facilitated	5	13	-	-	18

*LVP VVC: 10 secondary level satellite centres of LVPEI; *KVC: Kode Venkatadri Chowdary Campus; *GMRV: GMR Varalakshmi Campus;

*HOUSE: Hyderabad Urban Slums Eye Care Program; *CLIP: Community Linked Integrated Program, Jainath; *SFK: Sight For Kids; *S2RS: Sight to ReSight

Operations Research at ICARE

Project Title	Investigators	Supported by	Project Update
L V Prasad Eye Institute - Glaucoma Epidemiology and Molecular Genomics Study (LVPEI-GLEAMS) <i>September 2010 to August 2013</i>	Dr G Chandra Sekhar Dr Rohit Khanna Dr Harsha BL Rao Dr Padmaja K Rani Dr Subhabrata Chakrabarti Mr Uday Kumar Addepalli Mr Ganesh Babu Jonnadula	LVPEI	Ongoing in Pedanandipadu, Guntur district Recruited till date: (1489 male & 1953 female patients) Identified with eye ailments including primary glaucoma: 940 Referred for laser surgery: 49 (YAG PI) Cataract services: 521
Andhra Pradesh Eye Disease Study III (APEDS III)-Follow Up Study <i>June 2012 - ongoing</i>	Dr Rohit Khanna Dr Subhabrata Chakrabarti Dr Srinivas Marmamula Dr P Giridhar Ms Ashalatha ICEH: Dr Clare Gilbert Dr GVS Murthy	LVPEI	Ongoing in Thoodukurty, Mahboobnagar district Subjects examined: 1393 Referred for cataract surgery: 219 Spectacles prescribed & dispensed: 409
Rapid Assessment of Visual Impairment (RAVI) project in Warangal district, AP, India <i>April - June 2012</i>	Dr Srinivas Marmamula Mr S Narsaiah Mr Shekar Konegari	LVPEI	Undertaken in Warangal district Total enumerated: 2600 Total examined: 2438 (93.8%) Prevalence of blindness (visual acuity <6/60 in the better eye): 5.6% (95% Confidence interval: 4.7 - 6.6) Prevalence of moderate visual impairment (visual acuity <6/18 to 6/60 in the better eye): 8.6% (95% Confidence interval: 7.5 - 9.8) Leading causes of blindness: Cataract (82.5%), uncorrected refractive errors (10.2%) Leading causes of moderate visual impairment: Uncorrected refractive errors (66.5%) and cataract (28.7%)
INITIATIVES FOR CHILDREN			
Nimmagadda Prasad - LVPEI Children's Eye Health Initiative <i>July 2007 to June 2020</i>	Ms Korani Jyothi Ms S Sheela Devi Mr Jachin D Williams	Nimmagadda Foundation, India	Schools covered: 319 Teachers trained: 812 Children screened: 42,074 Referred for detailed eye examination: 2840 Outpatient screened: 27,529 Surgeries performed: 3447 Spectacles prescribed & dispensed: 3173 0-5 years children screening: Screening programmes: 178 Anganwadi teachers trained: 83 Anganwadi school children screened: 3901 Identified with eye problems: 51
Sight for Kids <i>(1 year - based on allocation of funds by Johnson & Johnson/ Lions Club International Foundation)</i>	Mr Jachin D Williams Ms Korani Jyothi Mr M Veeru	Lions Clubs International Foundation, USA	Schools covered: 153 Teachers trained: 181 Children screened: 10,048 Referred for detailed eye examination: 325 Spectacles prescribed & dispensed: 26

EMPOWERING RURAL COMMUNITIES			
Sight to Resight Vision Health Guardian Project <i>September 2010 – ongoing</i>	Dr Padmaja Kumari Rani Dr Suresh Kuruganti Mr Jachin D Williams Ms Korani Jyothi	Resight, USA	Population screened: 24,416 Eye problems identified: 4657 Examined at vision centre: 1706 Spectacles prescribed & dispensed: 418 Examined at secondary centre: 427 Operated for cataract: 197
Essilor – LVPEI Mobile Refraction Screening Programme <i>March 2013 - ongoing</i>	Dr Padmaja Kumari Rani Ms S Sheeladevi Ms Korani Jyothi	Essilor, India	Population screened: 1144 No. screened for diabetes: 249 Spectacles prescribed & dispensed: 157 Examined at secondary centre: 38
Community Linked Integrated Project (CLIP) <i>“Blindness free” Jainath, Jainath Mandal, Adilabad district</i>	Dr Suresh Kuruganti Mr Jachin David Williams Dr Padmaja Kumari Rani Mr Franklin Daniel	Operation Eyesight Universal, Canada	Mandals: 1 Vision Health Guardians: 22 Villages covered: 53 Population screened: 33,402 Eye problems identified: 4740 Examined at vision centre: 1354 Spectacles prescribed & dispensed: 799 Examined at secondary centre: 733 Operated for cataract: 293 Vision Health Committees formed: 19 Vision Gardens developed: 16
Photo Voice - tool used to encourage participative action to address social and environmental issues for community development <i>January 2012 - ongoing</i>	Dr Padmaja Kumari Rani Mr Jachin David Williams Ms Korani Jyothi	University of California, Berkeley School of Optometry	Ongoing in Thoodukurthy, Mahboobnagar district No. of staff trained: 16 No. of Photovoice sessions conducted: 20 No. of villages identified: 3 No. of group members selected: 36
DIABETIC RETINOPATHY			
Capacity building program to address diabetes and diabetic retinopathy in Prakasam district <i>September 2008 - ongoing</i>	Dr Padmaja Kumari Rani Ms S Sheeladevi Ms Korani Jyothi	World Diabetes Foundation, Denmark	Identified as diabetics: 6837 Known diabetics, received diabetes care: 18,498 Eye screening for diabetics: 14,511
Alcon – LVPEI diabetic retinopathy screening at primary eye care in rural India <i>December 2012 - ongoing</i>	Dr Padmaja Kumari Rani Ms S Sheeladevi Ms Korani Jyothi	Optometry Giving Sight, UK	Vision Health Guardians: 15 Villages covered: 10 Population screened: 8465 Eye problems identified: 1610 Identified at risk for diabetes: 25 Known diabetics: 79 Known hypertensive patients: 147
Integration of general health and eye screening at vision centre <i>March 2013 - ongoing</i>	Dr Padmaja Kumari Rani Ms S Sheeladevi Ms Korani Jyothi	Vision CRC, Australia	Vision centres - 17

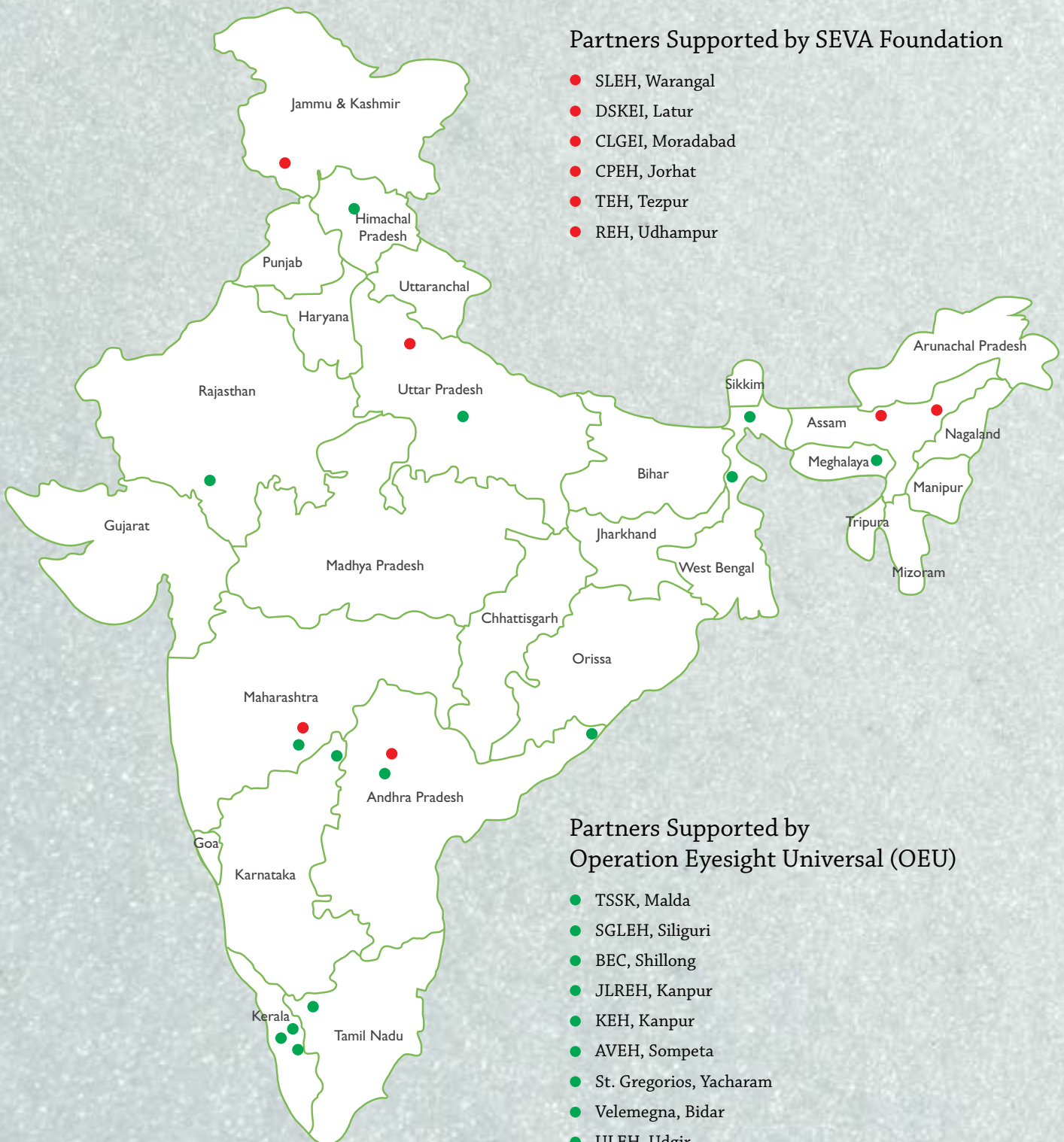
National Collaborating Centres

Partners Supported by SEVA Foundation

- SLEH, Warangal
- DSKEI, Latur
- CLGEI, Moradabad
- CPEH, Jorhat
- TEH, Tezpur
- REH, Udhampur

Partners Supported by Operation Eyesight Universal (OEU)

- TSSK, Malda
- SGLEH, Siliguri
- BEC, Shillong
- JLREH, Kanpur
- KEH, Kanpur
- AVEH, Sompeta
- St. Gregorios, Yacharam
- Velemegna, Bidar
- ULEH, Udgir
- ANM, Udaipur
- Assumption, Kanhirapuzha
- St. Josephs, Kothamangalam
- Little Flower, Angamaly
- GMEH, Mettupalayam
- MDSD, Kullu



Our institute is committed to high standards of education. LVPEI has successfully completed its first 25 years, and everyone has contributed to this success. Marking this milestone, we hosted a special series of educational programs and workshops throughout the year 2012-13.

To meet the shortage of trained eye care professionals, the training capacity has been almost doubled. Currently, we have training opportunities at:

- 1) Mark Nathaniel Thadikonda and Vijayamma Nannepaga Centre for Eye Care Education, Hyderabad
- 2) Ramachandra Pararajasegaram Community Eye Health Education Centre, ICARE, Hyderabad
- 3) Bausch & Lomb School of Optometry, Hyderabad
- 4) Pathak Centre for Eye Care Education, Bhubaneswar campus
- 5) Pathak Centre for Eye Care Education, GMR Varalakshmi campus, Visakhapatnam

Online education programmes are becoming increasingly common with many educational institutions. Masters in Community Eye Health program will be the first one among our education programs to follow this trend. The University of New South Wales team from Sydney was here to work with our group with the aim of making all modules available online by the end of 2013. This experience will also help us replicate this with some of our other education programs in future. This convergence of education and technology will certainly benefit many, through initial education and continuing education, covering multiple cadres of eye care professionals in future, as scarce human resources remains a major impediment for effective eye care delivery around the world.

For all cadres of eye care personnel access to written, published material is a major prerequisite for having a solid background for training and development. The library in our Hyderabad's Kallam Anji Reddy Campus owes its present status to the financial support from our long term friend and well wisher Mr B R Barwale of Mumbai.





Mr Labishetty Vivek receives the Gold Medal from Dr Gullapalli N Rao

Convocation for Optometry Graduates

The Bausch & Lomb School of Optometry (BLSO) celebrated its 8th Convocation Day on 11 August 2012, with 27 students graduating from the Bachelor of Science (Optometry) program, which is conducted in collaboration with BITS, Pilani. Mr Labishetty Vivek, the best outgoing student, is the first ever to score a perfect 10 out of 10 CGPA (Cumulative Grade Point Average). He won the Prof T Navaneeth Rao Gold Medal, instituted by Prof P K Sai Prakash, Principal, BLSO, in honour of his teacher.



23 students of the 2008 batch graduated with Bachelors of Science (Optometry) at the 9th convocation day of LVPEI's Bausch & Lomb School of Optometry (BLSO) on 30 October 2012. Mr Bandela Praveen Kumar won the Prof T Navaneeth Rao Gold Medal for best outgoing student, and Ms Peguda Rajini received a certificate for securing the highest marks.



29 Optometry Fellows Begin their Careers

The graduation ceremony of the 2011-2012 batch of optometry fellows was conducted on 28 August 2012. The diverse group, including 2 from Ghana and 27 from across India, completed their clinical training in optometric and ophthalmic subspecialties. The group was special for several reasons: Firstly, it was our silver jubilee batch and, as a testimony to our world-class training, every fellow's performance was exemplary. Secondly, the fellows were trained under a new model of evaluation that maps each person's growth on a monthly basis and rewards good performance by offering them an opportunity to attend graduate level courses conducted by our research optometry faculty. Eight fellows attended these classes, along with the Bachelor of Science (BS) optometry interns from the Bausch & Lomb School of Optometry.



The outgoing optometry fellows

Indian Contact Lens Education Program (ICLEP)

The 48th (ICLEP), 30 June – 2 July 2012, aimed at training students and practitioners on the basics of contact lens practice and management. A team of contact lens faculty from the Kallam Anji Reddy campus of LVPEI, Hyderabad, and the Bausch and Lomb School of Optometry conducted the lectures and workshops. Guest faculty Mr Jerome Ozkan from Australia presented several talks. The program was attended by 69 delegates from all over India.



A hands-on training session

EyePEP Draws a Good Response

The 5th EyePEP Post-Graduate Education Program (30 September - 7 October 2012) was attended by over 250 postgraduates. The sessions ranged from lectures in basic eye examination techniques to subspecialty talks, with the focus on both ophthalmology and career orientation. Hands-on courses were conducted in various subspecialties. The program included objectively structured clinical examinations (OSCE) and case presentations, with exciting prizes for the winners. The live telecast of EyePEP was seen by more than 1100 online viewers, with live interaction during the Q&A sessions.

The EyePEP Icon for the year, Prof Amod Gupta, Professor of Ophthalmology, Post Graduate Institute of Medical Education and Research, Chandigarh, gave an inspirational address to the participants. Dr Gullapalli N Rao presented the Golden Apple to him. The Polished Apple award for best teacher was won by Dr Pravin V Krishna. The DNB residents of LVPEI walked away with a rich haul of prizes with Maneck Nicholson, Shail A Vasavada and Sayali S Sane coming in first, second and third, respectively, in the quiz. Anupam Bagdi stood first, Shail stood second and Sayali received a special prize in the PG Grand Rounds competition. Shail was also awarded a special prize at the iPeppy cultural evening.



Dr Gullapalli N Rao presents the EyePEP Icon 2012 award to Prof Amod Gupta

Group from Carey Business School visits LVPEI

A group of interns from Carey Business School, Johns Hopkins University, Baltimore, USA, visited LVPEI from 6-18 January 2013 as part of their International Interns Program. They were working on an "Innovations for Humanity Project". The team, led by Prof Bonnie Robeson and Program Manager Mr Dan Sheats included Ms Hye Jin (Sally) Choi, Mr Sungmoon Jung, Mr Joe Marcino and Mr Eric Yockey.



The Carey Business School team with the staff of LVPEI's secondary care Kuchukulla Ramachandra Reddy Eye Centre at Thoodukurthy.

World Sight Day

The Institute's Bausch & Lomb School of Optometry (BLSO) commemorated World Sight Day 2012 by conducting a vision screening program for school children at Nalanda Grammar High School in Bonguluru village in Ranga Reddy district, on 11 October 2012. BLSO faculty and students screened 417 school children, of whom 45 were identified with vision problems and eye disorders, 39 for the first time. LVPEI provides free spectacles to children in Andhra Pradesh under the Nimmagadda Prasad LVPEI Children's Eye Health Initiative, supported by the Nimmagadda Foundation. Children with complex conditions were referred to LVPEI Hyderabad, or our partner Gregorious Balagram Eye Hospital at Yacharam.



Schoolchildren line up for an eye examination on World Sight Day

World Optometry Day Celebrations

World Optometry Day 2013 was celebrated at the Bausch & Lomb School of Optometry (BLSO) with great enthusiasm. The six day celebrations began on 23 March 2013. Industrial vision screening was organized at Pebs Pennar Industries, Kondapur. A total of 108 employees were comprehensively screened, twenty were recommended further evaluation and a survey was conducted during the assessment to look at their visual demands versus visual functions. Games were also conducted from 23-27 March. On the last day of the event, quiz and debate were organized on subjects of Optometry and on general knowledge. Students and faculty equally participated in sports and the celebrations ended with a prize distribution ceremony.

Bausch & Lomb School of Optometry students also attended the World Optometry Day (WOD) - 'Reflektionz 2013' celebrations at Sankara Eye Hospital, Bengaluru, 27-28 March 2013. BLSO students won a total of 7 awards for activities including debate, pick-and-speak, just-a-minute, art from waste, and face painting. The highlight of the participation was BLSO winning the prize for "maximum prizes"; Ms Tran Minh Anh, BLSO final year optometry student was 'Super Star of the Reflektionz'.



The 49th (ICLEP) Basic and Advanced Course was held from 5-9 December 2012. The program included theoretical as well as practical training and was supported by Bausch+Lomb Eyecare India. LVPEI faculty enriched the sessions with didactics and workshops. The three-day Basic Course was attended by 77 delegates and the two-day Advanced Course by 92 delegates.



Global Leaders' Lecture

Prof Peter Dolman, Clinical Professor, University of British Columbia, Vancouver, Canada, delivered a talk on 'Dysthyroid Optic Neuropathy' (May 8, 2012).

Guest Lectures

LVPEI's linkages with institutions and organizations the world over helps in drawing upon an international resource base of senior consultants and experts in every field of eye care. The Global Leaders Lecture Series commenced three years ago to engage with learning and knowledge sharing on a global platform. The series brings the best minds in ophthalmology and vision sciences in interaction with the faculty, fellows and trainees at LVPEI's four campuses (Hyderabad, Bhubaneswar, Visakhapatnam and Vijayawada) through real-time videoconferencing. We were also privileged to host eminent researchers and change-makers from many walks of life who gave lectures and engaged in discussions with our faculty, fellows and a distinguished invited audience.



Dr W Selvamurthy, Distinguished Scientist & Chief Controller Research & Development, DRDO, New Delhi - "Science in the service of the soldier" (April 11,

2012).



Dr Shivalingappa Swamynathan, Assistant Professor, Department of Ophthalmology, University of Pittsburgh School of Medicine Eye & Ear Institute, Pittsburgh, PA, USA - "Role of Krüppel-like factors in maturation and maintenance of the ocular surface" (April 27, 2012).



Mr Anirudh Sharma, Co-founder, Ducere Technologies Pvt Ltd - "Le Chal: Haptic Shoe for the Blind" (May 9, 2012).



Dr Steven E Feldon, Director - Flaum Eye Institute University of Rochester Medical Center New York, USA - "Thyroid Eye Disease" (May 29, 2012).



Prof Bruce E. Spivey, President, International Council of Ophthalmology, conducted the "Bruce Spivey Course" focussed on training and development of budding ophthalmologists (May 30, 2012).



Prof Pradeep Y Ramulu, Assistant Professor, Johns Hopkins University School of Medicine, Baltimore, MD, USA - "The Implications of Vision Loss for the Patient: Why What We Do is Important" (July 31, 2012)



Prof Ramanjit Sihota, Head, Glaucoma Research Facility & Clinical Services, Dr R P Centre for Ophthalmic Sciences, All India Institute of Medical Sciences, New Delhi -

"The role of imaging in glaucoma" (July 24, 2012) at LVPEI Bhubaneswar.



Prof Sheila West, El-Maghraby Professor of Preventive Ophthalmology, Wilmer Eye Institute, The Johns Hopkins Hospital, Baltimore, MD, USA Director, Trachoma Research

Program, Dana Center for Preventive Ophthalmology and the Center for Global Health, Johns Hopkins University - "Visual Impairment: What Does It Mean and How Is It Tied to Disability?" (September 18, 2012).



Dr David Hunter Cherwek, Medical Director-Strategic Markets Alcon Laboratories, Beijing, China - "Importance of global participation and perspectives in one's career" (September 18, 2012).

(September 18, 2012).

Dr Silvio Mariotti, Prevention of Blindness and Deafness, World Health Organization, Geneva - "Neglected Diseases and Blindness" (September 19, 2012).



Dr Geoffrey Tabin, Professor of Ophthalmology and Visual Sciences and Director of the Division of International Ophthalmology, John A. Moran Eye Center, University of Utah, Salt Lake City, USA - "Impossible Dreams- Everest and Eradicating World Blindness" (September 19, 2012) & "Lamellar Keratoplasty 2012" (September 21, 2012).



Dr Ivo Kocur, VISION 2020 Global Coordinator, WHO Prevention of Blindness and Deafness, Chronic Diseases and Health Promotion Geneva, Switzerland - "Raising the Profile of Eye Health – the Role of WHO" (September 20, 2012).



Dr David S. Friedman, Alfred Sommer Professor of Ophthalmology, Wilmer Eye Institute, Johns Hopkins University School of Medicine; Professor, Department of International Health, Johns Hopkins Bloomberg School of Public Health; and Director, Dana Center for Preventive Ophthalmology - "How to be a public speaker" (September 20, 2012).

Dr Hasan Minto, - "Child Eye Health" (September 21, 2012)



Dr Ken K. Nischal, Chief, Pediatric Ophthalmology, Strabismus, and Adult Motility; Director, Pediatric Program Development, UPMC Eye Center; Professor of Ophthalmology, University of Pittsburgh School of Medicine, PA, USA - "Pediatric Keratoplasty: A Paradigm Shift" (September 29, 2012).



Dr Joel S. Schuman, Chairman and Director, UPMC Eye Center, University of Pittsburgh School of Medicine, PA, USA - "OCT in Glaucoma" (September 29, 2012).



Dr Ted Bianco, Director, Technology Transfer Division, Wellcome Trust, London, UK - "Walking in the footsteps of Sir Henry Wellcome: a perspective on the Wellcome Trust's translational research agenda" (November 1, 2012).



Dr Catherine Birt, Associate Professor, Department of Ophthalmology and Vision Sciences, University of Toronto, Canada - "Preservative Exposure and Surgical Outcomes in Glaucoma Filtering Surgery: The PESO Study" (November 14, 2012).

Drs. Henk Weeber and Marrie van der Mooren, Abbott Medical Optics (AMO), The Netherlands - "Introduction to AMO, IOL light scatter" and "Mechanics of human accommodation and Presbyopia" (November 20, 2012).



Dr Amy Nau, Assistant Professor, Dept of Ophthalmology and the McGowan Institute for Regenerative Medicine, University of Pittsburgh School of Medicine, PA, USA - "Telerehabilitation: Leveraging the Internet to care for the Visually Impaired" (December 12, 2012).



Dr Carlos G. Arce, Department of Ophthalmology, Paulista School of Medicine, Federal University of Sao Paulo, Brazil - "Early detection of keratoconus Premium IOL selection based on total corneal wavefront" (January 17, 2013).



Dr Richard L. Abbott, Professor of Clinical Ophthalmology, Co-Director, Cornea & Refractive Surgery Service, University of California San Francisco, CA, USA - "Clinical Pearls in the Management of Corneal Trauma" (January 18, 2013).



Dr Paul Lichter, Professor and Immediate Past Chair, Department of Ophthalmology and Visual Sciences, University of Michigan Kellogg Eye Centre, MI, USA; and Founding Director, W K Kellogg Eye Center - "Industry's Influence on Drug Research" (January 18, 2013).



Dr Shigeru Kinoshita, Professor and Director, Department of Ophthalmology, Kyoto Prefectural University of Medicine, Japan - "Therapeutic Strategy for Severe Corneal Diseases" (January 19, 2013).

Dr KV Chalam, Chairman and Tenured Professor, Department of Ophthalmology, University of Florida College of Medicine, Jacksonville, FL, USA - "Noninvasive Live Histology" (Spectral Domain OCT) of Retina in Different Retinal Conditions" (January 21, 2013).



Dr Geunyoung Yoon, Associate Professor at the Institute of Optics, The Centre of Visual Science, and The Flaum Eye Institute of The University of Rochester, Rochester NY - "Optics of the eye and vision" (January 21, 2013).



Dr Hemant Khanna, Assistant Professor, Ophthalmology, University of Massachusetts Medical School, MA, USA - "Retinal ciliopathies: Mechanisms and treatment paradigms" (January 23, 2013).



Prof Uday Kompella, Professor, Department of Pharmaceutical Sciences, University of Colorado School of Pharmacy, CO, USA - "Nano science applications in drug delivery" (January 23, 2013).



Dr Erich Sutter, President & CEO, Electro-Diagnostic Imaging, Inc., CA, USA - "Multifocal Electrophysiology in Diagnosing and Managing Diseases Affecting Vision Development, Sample Data, Prospects for the Future" (January 25, 2013).



Dr Lea Hyvärinen, Hon Professor, Rehabilitation Sciences, University of Dortmund, Germany; Sr. Lecturer, Developmental Neuropsychology, University of Helsinki, Finland - "Assessment of vision in children with multiple disabilities" (January 28, 2013).



Dr Davide Bottari, Department of Biological Psychology and Neuropsychology University of Hamburg, Hamburg, Germany - "Sensory Deprivation and Brain Plasticity: The Cognitive Science Perspective" (February 13, 2013).

T Lalhriattira, Eye Bank Technician trainee at the Ramayamma International Eye Bank from Aizawl, Mizoram.

T Lalhriattira, or Tira in short, has a B Sc in Physics, and is an ophthalmic assistant at the eye bank in the Civil Hospital in Aizawl. He has been sent to LVPEI to be trained as an eye bank technician. Now two months into his training, he says, "With this kind of quality training, I will not be able to forget what I learned here at LVPEI even after 10 years!"

He is confident of applying the practical hands-on training right away: screening potential donors, retrieving the corneas from the deceased, processing and evaluating the corneas, distribution of suitable corneas to needy surgeons, and ensuring quality for the cornea meant for transplantation, besides taking care of laboratory and equipment maintenance, cleaning and sterilization of equipment, and proper documentation of the donor corneas.

He also had the opportunity to work with eye donation counselors trained by LVPEI. The counselors spend time at multispecialty hospitals, approaching bereaved

families and motivating them to donate the eyes of the departed person. This forms part of the HCRP (Hospital Cornea Retrieval Program), a unique, first of its kind program started by LVPEI way back in 1990 that has been responsible for remarkably bringing down the number of patients waiting for corneal transplantation

Tira is grateful and proud of this exposure. He looks forward to coming back for the one week refresher training. He aspires to work for the people of Mizoram in particular, and India at large.

Fatma Omar, MCEH trainee

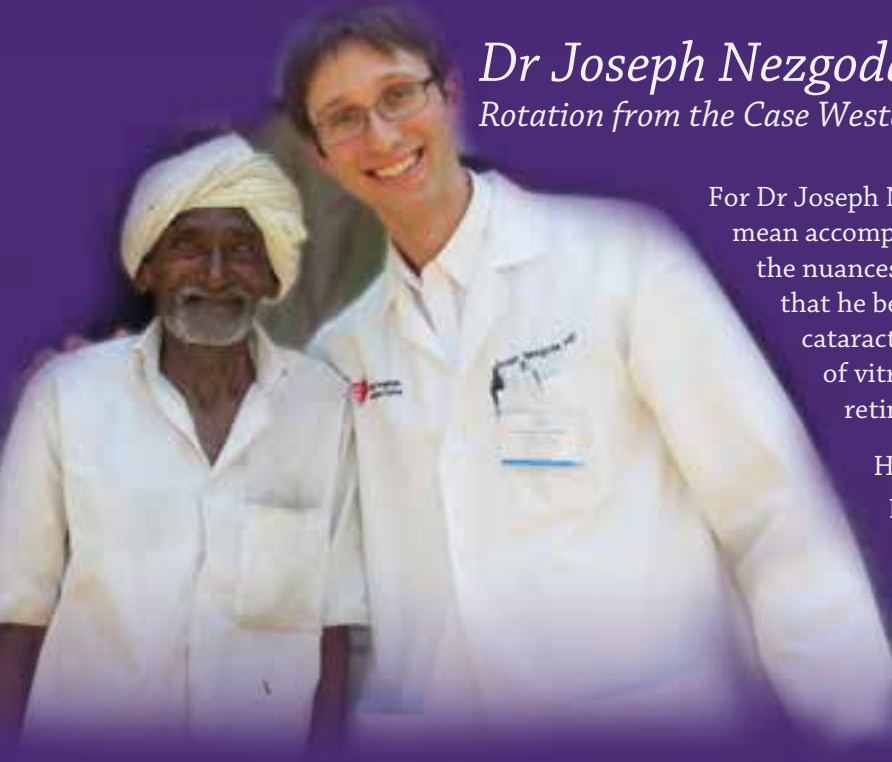
at ICARE from Pemba, Zanzibar Island, Republic of Tanzania.

Fatma is a cataract surgeon with a postgraduate diploma in community eye health. She is married, has a son, and works with the Ministry of Health as a national eye care coordinator for the Zanzibar Islands and mid level eye care worker. But despite all her commitments and engagements, Fatma seized the opportunity to obtain a Masters' in Community Eye Health (MCEH) offered by the LVPEI/UNSW program.

At LVPEI, the impressive work environment and the sizeable exposure contributed immensely to her skills and knowledge. Thanks to the training, she has upgraded her capability in areas such as community assessment, planning, project management, epidemiology, biostatistics and research. She is so enthused with the experience that she plans to continue with her studies and pursue a PhD.



Dr Joseph Nezgoda, Short-term Fellow on Clinical Rotation from the Case Western Reserve University, Cleveland, Ohio, USA.



For Dr Joseph Nezgoda, completing his fellowship training would mean accomplishing two personal goals: being able to understand the nuances and perform Small Incision Cataract Surgery (SICS) that he believes is the most cost-effective treatment for cataract, and being able to pursue his main area of interest of vitreoretinal disease thanks to the exposure to the retina service at LVPEI.

He feels that the diversity and numbers of India's population provides a host of cases that can only further his education. He has seen many cases of Macular Telangiectasia (MacTel), VKH, Behcet's disease, FEVR, Retinoblastoma, among other rare conditions, and finds it exciting that LVPEI's research includes Idiopathic Juxtafoveal Macular Telangiectasia (MacTel), a blinding condition of the retina.

He also finds India vastly interesting with good food and people "as warm as the heat in Hyderabad". He is very happy to interact with other international fellows from countries such as Nigeria, and looks forward to working with the Shiley Eye Centre, University of California, San Diego, after he returns to the US.

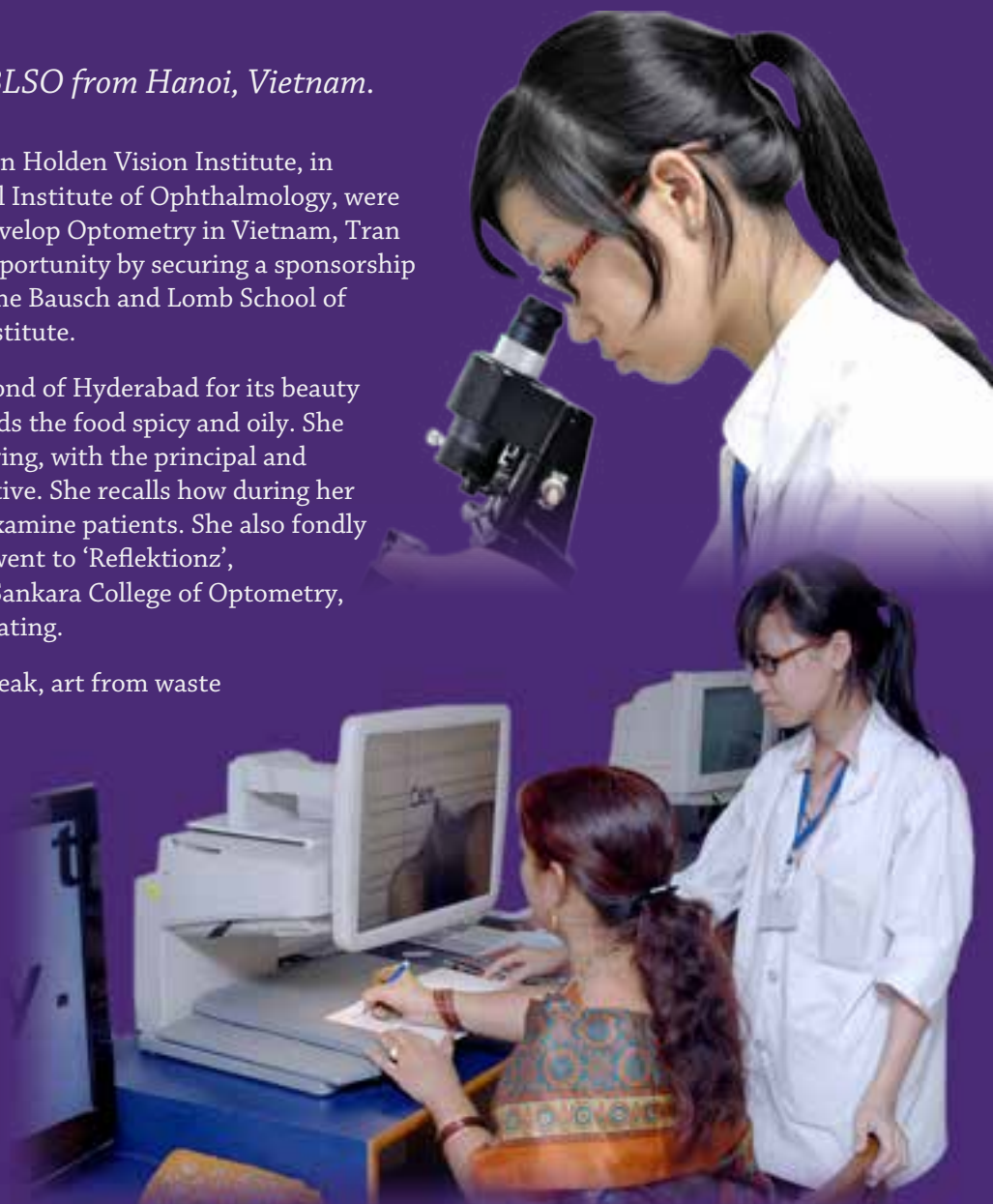
Miao, Optometry student at BLSO from Hanoi, Vietnam.

When the Eye Care Foundation and Brien Holden Vision Institute, in collaboration with the Vietnam National Institute of Ophthalmology, were scouting for avenues to establish and develop Optometry in Vietnam, Tran Minh Anh, Miao for short, seized the opportunity by securing a sponsorship for a 4 year undergraduate program at the Bausch and Lomb School of Optometry (BLSO) at L V Prasad Eye Institute.

Now in her final year, Miao has grown fond of Hyderabad for its beauty and diversity of cultures, though she finds the food spicy and oily. She found her education at BLSO very inspiring, with the principal and faculty being always helpful and supportive. She recalls how during her internship, she could herself clinically examine patients. She also fondly recalls how she and her mates at BLSO went to 'Reflektionz', a two-day intercollegiate festival at the Sankara College of Optometry, Bangalore, that had 8-9 colleges participating.

Miao won awards in debate, pick-and-speak, art from waste and face painting categories. She even won a special prize for winning the highest number of prizes. She became noted on campus as the Vietnamese student studying Optometry in India and winning awards for BLSO, beating students from other institutes!

Miao hopes to become an Optometry practitioner with focus in Contact Lens and Pediatrics. She is also ambitious of becoming a good teacher to inspire the minds of aspiring Optometrists.



Trainees trained in 2012 - 2013

Ophthalmology

Hyderabad

Cornea & Anterior Segment

Long Term Fellowships (National-24 months; International 15 months)

Charuta Jayant Puranik, Solapur, Maharashtra
Archana Singh, Kanpur, Uttar Pradesh
Magie Mathew, Pondicherry
Alok Sati, Yousuf Guda, Hyderabad
Anil Raj KS, Davangere, Karnataka
Rajat Jain, Shalimar Bagh, New Delhi

Short Term Fellowships (3 months)

Sonal Shah, Mumbai, Maharashtra
Chandana Sultana, Dhaka, Bangladesh
Vrinda Raikar, Chenbun, Mimba

Observerships

Jatin Sachdeva, New Delhi
Abhay Subramanian, Mumbai
Jyotsna Parihar, Muskat, Oman
Jayesh Nissar, Mumbai
Sourabh Patwardhan, Bangalore, Karnataka
Gopal Prasad Gupta, Alwar, Rajasthan
Nitin Mittal, GMRV Campus
Naila Al-Harthy, Oman

Glaucoma

Long Term Fellowships (National-24 months; International 15 months)

Paaraj Rajendra Dave, Baroda, Gujarat
JJ Praveen, Kurnool, Andhra Pradesh

Short Term Fellowships(3 months)

Nandini Vyas, Rajkot, Gujarat
Kajal Patel, Rajkot, Gujarat
Sudhir Tambile, Pune, Maharashtra
Awoyesuku Elizabeth, Rivers State, Nigeria
Ajite Kayode, State University Teaching Hospital, Nigeria

Observerships

Mohd Himam, Hyderabad, Andhra Pradesh
K Gopal, Hyderabad, Andhra Pradesh
Pronob Kolita, Kolkata
Prakash Kumar Chudhury, Bangladesh

Retina and Vitreous

Long Term Fellowships (National-24 months; International 15 months)

Jyotsna Myneni, Hyderabad, Andhra Pradesh
Mudit Tyagi, Meerut, Uttar Pradesh
Manish Kumar Sinha, Aurangabad, Bihar
Kshitiz Kumar, Old Rajendra Nagar, Delhi
Sanjoy Kumer Das, Dhaka, Bangladesh
Olubayo U. Kolawole, Osobogo, Nigeria

Short Term Fellowships (3 months)

Manoharan Shunmugham, Malaysia
A Srihari, Hyderabad, Andhra Pradesh
Ankur Agarwal, Jabalpur, Madhya Pradesh

Observerships

Hussein Ali, Iraq
Meha Kantha, New Delhi

Pediatric Ophthalmology

Long Term Fellowships (National-24 months; International 15 months)

Sumit Monga, New Delhi
Bhamy Hariprasad Shenoy, Bantwal, Karnataka

Short Term Fellowships (3 months)

Ruchi Sethiya, Gwalior, Madhya Pradesh
Madhu Uddaraju, Bhimavaram, Andhra Pradesh

Observerships

Samphana Yogi, Kathmandu, Nepal
Saroj Derkola, Kathmandu, Nepal
Soumya Nambiar, Kannur, Kerala
Carmen Chan, Hong Kong
Saraswati Shrestha, Tilganga Eye Inst, Nepal
Ramita Maharjan, Tilganga Eye Inst, Nepal

Oculoplasty

Long Term Fellowships (National-24 months; International 15 months)

Fairooz PM, Cannanore, Kerala
Kruti Mody, Mumbai, Maharashtra
Bashar Jaber, Jerusalem, Israel

Short Term Fellowships (3 months)

Preeti Somavarapu, Guntur, Andhra Pradesh
Sulyman Zubair, Abuja, Nigeria
Joseph Wachira, Nairobi, Kenya

Observerships

C Aparna Reddy, Warangal, Andhra Pradesh
Chinmayee Sukhvasi, Hyderabad, Andhra Pradesh
Raghu Raj Hegde, Bangalore, Karnataka
Manisha Madhab Choudhary, Siliguri, West Bengal
Shivani Bidaye, Dharampeth, Nagpur
Neha Mithal, Meerut, Uttar Pradesh

Comprehensive Ophthalmology

Long Term Fellowships (National-24 months; International 15 months)

Shaista Parveen, Hyderabad, Andhra Pradesh
Kantumuchu Madhavi Latha, Visakhapatnam, Andhra Pradesh
Kadam Trupti Suresh, Nagpur, Maharashtra
Anthony Vipin Das, Tarnaka, Hyderabad

Observerships

Kavita Gupta, Bhopal, Madhya Pradesh
Neetika Bansal, Karnal, Haryana
Surendra Reddy, Chennai

DNB

Primary (36 months)

Neha Bharti, Delhi
Ratnesh Sharma, Bharatpur, Rajasthan
Priyanka Gogate, Kachiguda, Hyderabad
Maneck D Nicholson, Mumbai, Maharashtra

Secondary (24 months)

Siddharth Dikshit, Bokaro, Jharkhand
Devaprasad G, Karnataka
Shail Vasavada, Ratnagari, Maharashtra
Riddhima Deshpande, Bhopal, M.P

Retinopathy of Prematurity

Jayshree Pradhan, Bhilai, Chattisgarh
Pratap Karki, Biratnagar, Nepal
Prachi Ambardekar, Mumbai, Maharashtra
Shivanand Sheth, Mumbai, Maharashtra
Nuzhat Choudhury, Dhaka, Bangladesh
D Venkat Swamy, Warangal, Andhra Pradesh
B Karunakar, Hyderabad, Andhra Pradesh

Retina Laser Program

Gunay Aliyeva, Baku, Azerbaijan
C Madhavan, Madras
Sudhanshu Vaishali, Bihar
Asamere Tsegaw Woredekal, Gondar, Ethiopia
Ajay Kumar Gupta, Jamsheedpur, Jharkhand
Swapna C, Adarshnagar, Andhra Pradesh
Prashant Aroskar, Mumbai, Maharashtra

Phacoemulsification Training

Shabnam Singh, Vellore
Ajay Shankar Kar, Hyderabad, Andhra Pradesh
Madhu Uddaraju, West Godavari, Andhra Pradesh
Kashinath Choudhary, Aurangabad, Maharashtra
Manoj Kumar Yadav, Udhampur, Jammu & Kashmir
A Bhagwati, Assam
Sye Zia Ullah, Hyderabad, Andhra Pradesh
Basheer Ahmed Shaik, Hyderabad, Andhra Pradesh
B Karunakar, Hyderabad, Andhra Pradesh
KG Choudhry, Aurangabad
Manoj Kumar Yadav, Udhampur, Jammu & Kashmir

SICS Training

Murlidhar, Hyderabad, Andhra Pradesh
Deepti Mehta, Hyderabad, Andhra Pradesh
Sneha Dikshit, Bokaro, Jharkhand
Jyoti Puri, Hyderabad, Andhra Pradesh
Viral Juthani, Cleveland, USA

ZEISS Training Program

Sindhu Bhimavarapu, Guntur, Andhra Pradesh
Kavitha Yandra, Guntur, Andhra Pradesh
G Vijayalakshmi, Guntur, Andhra Pradesh
Aparna Dwivedy, Cuttack, Odisha
Tirthajit Maitra, Patna, Bihar
S Soni, Odisha
Deepti Prabha Ekka, Odisha
Palla Swetha, Visakhapatnam
S Sarita, Visakhapatnam
D Aparna Shaffer, Ongole
Revathy Yerramneni, Visakhapatnam, Andhra Pradesh
Diksha Prakash, Varanasi, Uttar Pradesh
Manju Singh, Bijnor, Uttar Pradesh
Nandini C, Kolar, Karnataka
Ishan Yadav, Varanasi, Uttar Pradesh
Vipul Kant Keshari, Chandauli, Uttar Pradesh
Surya Joseph, Ernakulam, Kerala
Asra ambreen, Gulbarga, Karnataka
Isha Gulati, Bangalore, Karnataka
Rakesh kumar, Bokaro, Jharkhand
K Gayatri, Padmanabha Nagar, Chennai
Kaustubh Thakur
Ratna Chennamaneni, Karimnagar, Andhra Pradesh
Swarnima Basu, Visakhapatnam, Andhra Pradesh
Rahul Surthi, Bhairuch, Gujarat
Pallavi Patil, Pune, Maharashtra
B Satya Prasad, Hyderabad, Andhra Pradesh
Johnseena Abraham, Kullam, Kerala
Binita Verma, Ranchi, Jharkhand
Vaishali Khanna, New Delhi
Shreshthi Shanker, Kishanganj, Bihar
Srinivas Karampuri, Karimnagar, Andhra Pradesh
Haemoglobin, Bhubaneswar, Odisha
Banaja Singh, Cuttack, Odisha
Pradeep Nandi, Cuttack, Odisha
Sigrid Bregman, The Hague, Netherlands
Vijay P Kinikar, Mumbai, Maharashtra
Anant Shenker, Bihar
Asmita Ray, Siluhar, Assam
Smrita Sandhu, Kolkata
Ike Schouten, Netherlands
Rajvin Ponraj, Coimbatore
Sanjay Chanda, Guwahati
Jagjit Singh, Guwahati
Ranjita Borkotoky, Guwahati
Pavani Kurra, Hyderabad, Andhra Pradesh

Advanced Diagnostics

Neelam Atri, New Delhi

Shivanand Seth, Nagpur, Maharashtra
Sandip Tiwari, Bilaspur, Chhattisgarh

Clinical Rotations

Priya Gupta, New York, USA
Sarah Jampel, Maryland, USA
Millicent Bore, Eldoret, Kenya
Kareko Katherine, Eldoret, Kenya
Kahaki Kimani, Nairobi, Kenya
Michael Geary, New York, USA
Karen Michelle Rudo, Case Western, USA
Seth Pantanelli, University of Rochester, USA
Reena Vasawani, Uni of Case Western, USA
Palma Victoria Camille, Uni of Case Western, USA
Sigrid Bregman, The Hague - Netherlands

Bhubaneswar

Cornea & Anterior Segment

Short Term Fellowships(3 months)

Natasha Kajmina, Bangladesh

Retina and Vitreous

Long Term Fellowships (National-24 months;

International 15 months)

Dr Munkhzaya Tsengerbayar

Ulan Bator, Mongolia

Short Term Fellowships (3 months)

Shriprakash, Bihar
Karamjit Singh, Punjab
Pushpalata, Haryana
Nuzhat Choudhury, Bangladesh
V P Sindhanai, Andhra Pradesh

Comprehensive Ophthalmology

Long Term Fellowships (National-24 months;

International 15 months)

Sushant Chatterjee, West Bengal
Sameera Nayak, Bhubaneswar
Vivek Warkad
Samir Mohapatra, Bhubaneswar, Orissa

Phacoemulsification Training

Nyamori Maina Joseph, Nairobi, Kenya
Mita Mishra, Odisha
Shayana Lamin, Meghalaya

SICS Training

Asha Negi, Himachal Pradesh
Harender Prasad Singh, Bihar
Ram Milan, Allahabad, UP

Observerships (Microbiology)

Lucy Dash (6 months), Orissa
Purabi Baral (1 week), Pune

Cornea & Anterior Segment

Short Term Fellowships (3 months)

Ashutosh, Dhanbad, Jharkand

Visakhapatnam

Comprehensive Ophthalmology

Long Term Fellowships (National-24 months;

International 15 months)

Jay Goyal, Mumbai, Maharashtra
N Phaneendra Reddy, Andhra Pradesh

Phacoemulsification Training

Ahmad Ali, Lalitpur, Uttar Pradesh
Suda Srikumar, Hyderabad, Andhra Pradesh
Puppala sai Perumalla Ravindra,
Visakhapatnam, Andhra Pradesh
Surjani Lylys, University of Sumatera Utara,
Medan, Indonesia

SICS Training

Rajkumar Stephen Lucas, Belgium

Vision Technician Rotation

Rachawar Bhagyashree, Adilabad, Andhra Pradesh
Karipe Sai Kiran, Adilabad, Andhra Pradesh
Malkan G Kumar, Adilabad, Andhra Pradesh

Optometry

Hyderabad

BSC in Optometry

Duguntla Ravi Kumar, Nalgonda, Andhra Pradesh
Jennifer Jayaraj, Daleya, Kuwait
Anaparthi Anusha, Hyderabad, Andhra Pradesh
Sunaina Mary Alex, Tumkur, Karnataka
Medam Manjusha, Kurnool, Andhra Pradesh
Nagamodi Jayalaxmi, Kamareddy, Andhra Pradesh
Shaik Mahammed Irfan, Kurnool, Andhra Pradesh
Avula Giridhar, Hyderabad, Andhra Pradesh
Mohammed Salman Uddin, Hyderabad,
Andhra Pradesh
Syed Waheeduddin, Hyderabad, Andhra Pradesh
Sai Sathya Nandyala, Hyderabad, Andhra Pradesh
Viquar Unnisa Begum, Hyderabad, Andhra Pradesh
Pottipocharla Sravani, Hyderabad, Andhra Pradesh
M M Menaka S M, Bulathkohupitiya, Sri Lanka
Y Vidya P J, Bulathkohupitiya, Sri Lanka
Kalmuri Shankar, Mahaboob Nagar, Andhra Pradesh
Geedla Bichappa, Hyderabad, Andhra Pradesh
Nilgiri Vinay Kumar, Hyderabad, Andhra Pradesh
Peguda Rajini, Hyderabad, Andhra Pradesh
Pullaiah Gudimi, Kadapa, Andhra Pradesh
G Utham, Adilabad, Andhra Pradesh
Bandela Praveen Kumar, Nalgonda, Andhra Pradesh
D Gouthami, Hyderabad, Andhra Pradesh
Ushasree Beniya, Guntur, Andhra Pradesh

Internship in Optometry

Nending Pampi, Arunachal Pradesh
Arti Sharma Nepal, East Sikkim, Gangtok
Pallerla Madhurima Reddy, Hyderabad,
Andhra Pradesh
Nithya S R, Calicut, Kerala
Passang Doma Bhutia, East Sikkim, Gangtok
Preethi Naik, Udupi, Karnataka
Radhika, Udupi, Karnataka

Bhubaneswar

Internship in Optometry

Dhirendra Kumar Sah, Nepal
Sanjay Kumar Shah, Nepal
Abhishek Singh, Bihar
Swet Kiran, Jharkhand
Navin Kumar, Jharkhand
Himansu Kumar, Bihar

Fellowship in Low Vision (3 Months)

Nutan V Shinde, Ghatkopar, Mumbai
K Chandra Sekhar, Prakasam, Andhra Pradesh
Paras Shah, Ahmedabad, Gujarat

Fellowship in Ocularistry (24 Months)

Shaik Saleem, Observership in Low Vision

M Samantha, Khammam, Andhra Pradesh

Sussane T Tuebingen, Germany

Observership

Neetu Soni, Mumbai
S Akshay, Hyderabad, Andhra Pradesh
B Abhinav, Hyderabad, Andhra Pradesh
Anirudha S Bhat, Hyderabad, Andhra Pradesh
R Mani Sravani, Hyderabad, Andhra Pradesh
D V Gayatri, Hyderabad, Andhra Pradesh
J Mounica, Hyderabad, Andhra Pradesh
Apoorva Masunuri, Hyderabad, Andhra Pradesh
Aditi Nangia, Hyderabad, Andhra Pradesh
Mohammad Shahinoor Rahman, Bangladesh
Saraswati Shrestha, Nepal
Ramita Maharjan, Nepal

Student Placements/ Preceptorship

Radhika Patel, England, UK
Bhavna Rambhai, England, UK
Harpreet Sheergill, West Midlands, UK
Chandni Thakkar, Leicester, UK
Nishma Shah, Aston University, Birmingham, UK
Iain Shepherd, Aston University, Birmingham, UK
Jaanvi Vadher, Aston University, Birmingham, UK
Natasha Gilani, Aston University, Birmingham, UK
Marlene E Long, Nairobi, Kenya

Other Training Programs

Ophthalmic Nurses

A Aparna, Hyderabad, Andhra Pradesh
Bhagyamma, Hyderabad, Andhra Pradesh
Ramadevi, Hyderabad, Andhra Pradesh
Rose mary, Hyderabad, Andhra Pradesh
Swapna, Hyderabad, Andhra Pradesh
Lavanya.B, Hyderabad, Andhra Pradesh
A Madhur, Hyderabad, Andhra Pradesh
K Suneetha, Hyderabad, Andhra Pradesh

Preethi Chhanda Das, Hyderabad, Andhra Pradesh
Syamali Routara, Hyderabad, Andhra Pradesh
Manini Das, Hyderabad, Andhra Pradesh
Ganga Bhavani, Hyderabad, Andhra Pradesh

Support Staff

Narendra Patel, Hyderabad, Andhra Pradesh
Sandeep B, Hyderabad, Andhra Pradesh
G Phani Hanu Ram, Hyderabad, Andhra Pradesh

Bapdan Kalita, Assam
Kubalem Haile, Ethiopia
Anela Sahle, Ethiopia
Pasupuleti Umasankar, Nellore, Andhra Pradesh

Eye Bank Trainees from April 1, 2012 to March 31, 2013

Eye Bank Technicians

Duration: Three Months

Ms Karuna Yadav
Mahatme Eye Bank, Nagpur

Mr Mahendra Kumar Yadav
Eye Bank Society of Rajasthan, Jaipur, Rajasthan

Mr Chandrakant Ashokrao Patil
Bharati Vidyapeeth Deemed University Medical College and Hospital, Sangli, Maharashtra

Mr Ajeet Peter
Dr Shroff's Charity Eye Hospital, New Delhi

Mr Narender Bhutani
Dr Shroff's Charity Eye Hospital, New Delhi

Mr Pascal Lumwachi Musoka
Lion Dr. Kanubhai Babla Eye Bank, Nairobi

Mr A V Ramakrishna
Mohsin Eye Bank, Visakhapatnam, AP

Dr Rai ChandraShekhar Singh
Indian Medical Association Eye Bank, Varanasi, UP

Mr Ishwar Singh
Eye Bank Society of Rajasthan, Jaipur, Rajasthan

Mr Bijay Bal
Drushti daan Eye Bank, Bhubaneswar, Odisha

Mr V Kamal Kumar
C U Shah Eye Bank, Sankara Nethralaya, Bangalore

Mr Paidi Venugopal
RIEB, LVPEI, Hyderabad

Mr J Balarju
RIEB, LVPEI, Hyderabad

Mr S Kiran Mohan chary
RIEB, LVPEI, Hyderabad

Eye Donation Counsellors

Duration: 1 week

Mr Deepak,
Dr. Shroff's Charity Eye Hospital, New Delhi

Mr Suresh,
Dr. Shroff's Charity Eye Hospital, New Delhi

Mr B Madhusudana Reddy
Dr. Y. V. Lakshmi Devi Eye Bank, Proddutur, Kadapa Dist. AP

Mr D Saravanan, *Aravind Eye Hospital, Madurai.*

Ms Pinky, *SightLife India, New Delhi*

Ms. Pooja, *SightLife India, New Delhi*

Ms. Grace Saihupuii Sailo,
Mizoram Eye Bank, Mizoram

Mr. Melkamu Adinew Miso
Eye Bank of Ethiopia, Ababa, Ethiopia

Ms K Glory, *Mohsin Eye Bank, Visakhapatnam*

Mr. K. Saravanan
Rotary Aravind International Eye Bank, Madurai

Mr M Ponangan,
Rotary Aravind International Eye Bank, Madurai

Mr. Satyabrata Rout
Drushti daan Eye Bank, Bhubaneswar, Odisha

Ms. Jyotsna Rani Behera
Drushti daan Eye Bank, Bhubaneswar, Odisha

Sis. Birknesh Garoma Ararso,
Eye Bank of Ethiopia, Ababa, Ethiopia

Mr. Shankar Gurjar,
Eye Bank Society of Rajasthan, Jaipur, Rajasthan

Mr. Sankula Chandra Sekhar,
District Blindness Control Society, Vijayawada, Krishna District.

Mr. V. Dinesh Kumar
RIEB, LVPEI, Hyderabad

Mr. M. Naga Prasad
RIEB, LVPEI, Hyderabad

Mr. P. Praveen,
RIEB, LVPEI, Hyderabad

Ms. Geethanjali V. S
Eye Bank Association of Kerala, Little Flower Hospital, Angamaly, Kerala

Ms. Mereena Jacob
Eye Bank Association of Kerala, Little Flower Hospital, Angamaly, Kerala

Eye Bank Observers/ Managers

Duration: 1 week

Dr. Tarannum Shakeel
SGRRIMHS, Dehradun, Uttarakhand

Mr. Vithal Appanna Chavan
Nandadeep Eye Bank, Sangli, Maharashtra

Mr. A. Velu
SRM Medical College Hospital and Research Centre, Chennai

Dr Ranjana Pandeya,
Bokaro General Hospital, Jharkhand

ICARE

Diploma in Community Eye Health (1 year)

Gaurav Kumar Saxena, *Moradabad, Uttar Pradesh*

Ananta Kalita, *Jorhat, Assam*

Raghunandhan, *Nizamabad, Andhra Pradesh*

Ramesh, *Medak, Andhra Pradesh*

Mahendra Chary, *Medak, Andhra Pradesh*

Diploma in Community Eye Health (1 year)

Swarna Prava Samal, *Bhubaneswar, Orissa*

Kirtee Mayee Roul, *Bhubaneswar, Orissa*

Shaik Shaheda, *Guntur, Andhra Pradesh*

Chaitanya Voleti, *Guntur, Andhra Pradesh*

Janeela Surampalli, *Khammam, Andhra Pradesh*

Ramesh Daggumati, *Prakasam, Andhra Pradesh*

Siva Krishna K, *West Godavari, Andhra Pradesh*

Ramesh V, *Adilabad, Andhra Pradesh*

Sandeep Rao Dayal, *Adilabad, Andhra Pradesh*

Ram Babu M, *Hyderabad, Andhra Pradesh*

Raju D, *Hyderabad, Andhra Pradesh*

Venkat Rao A, *Hyderabad, Andhra Pradesh*

Eye Care Program Management

Norina Gofar Abdul, *Kuala Lumpur, Malaysia*

Rama Krishna Marlapati
Hyderabad, Andhra Pradesh

ChenJen Wu, *Yunlin, Taiwan*

Narsimha Chary Veeravelli, *Hyderabad, AP*

Fatma Juma Omar, *Zanzibar, Tanzania*

Anna Lyn Morse, *Darwin, Australia*

Yu-Hsiang Chen, *Taichung, Taiwan*

Bjarne Lolk Lohmann Madsen, *Oslo, Norway*

Azuwan Musa, *Kauntang Pahang, Malaysia*

Hirdeshavan Nair, *Sydney, Australia*

Master's in Community Eye Health (1 year)

Azuwan Bin Musa Terengganu, *Malaysia*

Fatma Omar Zanzibar, *Tanzania*

Ramakrishna, *A P Right to Sight Society*

Narasimha Chary, *A P Right to Sight Society*

Community Eye Health and Community Based Rehabilitation (3 Months)

Narasimhulu Jeripti, *Madanapally, Andhra Pradesh*

Community Eye Health and Community Based Rehabilitation (6 Months)

Nageswara Babu Alluri, *Kapileswarapuram, Andhra Pradesh*

Chinnabbai Ankula, *Kapileswarapuram, Andhra Pradesh*

Internship in Public Health

Amogh Koranmath, *Pune, Maharashtra*

Rajashekar Marchety, *Hyderabad, Andhra Pradesh*

Jhansi Dosapati, *Hyderabad, Andhra Pradesh*

Subba Rayudu M, *Hyderabad, Andhra Pradesh*

Ramanjaneya Reddy D, *Hyderabad, Andhra Pradesh*

Sarah Jampel, *Yale University, USA*

Kamran Taqdis, *RAK Hospital UAE*

Beverly Cope, *Massachusetts Institute of Technology, Cambridge*

Certificate Course in Program Management and Evaluation (2 weeks)

Dr Syed Samiul Hassan,
Operation Eyesight Universal, Hyderabad

Mr. Mohammed Liyakhath Ali,
Operation Eyesight Universal, Hyderabad

Ms. Korani Jyothi, *Hyderabad, Andhra Pradesh*

Mr Mohammed Chand Pasha, *Hyderabad, Andhra Pradesh*

Mr. Sessa Sai Srinivasa Rao Baratam,
Arogyavaram Eye Hospital, Sompeta, Srikakulam, AP

Mr. Gaurav Kumar Garg,
Operation Eyesight Universal, New Delhi

Ms Anuradha Mogilicharla, *Warangal, Andhra Pradesh*

Mr. Santosh Kumar Nooka, *Warangal, Andhra Pradesh*

Ms. Srilatha Gunda, *Warangal, Andhra Pradesh*

Mr. Prakash Elangovan, *Coimbatore, Tamil Nadu*

Mr. Varun Negi, *Kullu, Himachal Pradesh*

Mr. Robin Son, *Bidar, Karnataka*

Mr. Robin Chamuah, *Jorhat, Assam*

Central Audio-Visual Unit

Highlights

- Live surgery relay to the Hyderabad International Convention Centre from the L V Prasad Eye Institute during conferences commemorating 25 years of LVPEI.
- EURETINA Milan, 2012 International Award for a video produced by L V Prasad Eye Institute was won by Dr

Mudit Tyagi, Dr Rajeev R Pappuru, Dr Vivek Dave and Dr Divya Balakrishnan.

National Awards for videos produced by L V Prasad Eye Institute were won by 3 groups:

Dr Paaraj Dave and Dr Sirisha Senthil; Dr Bhamy Hari Prasad Shenoy and Ramesh Kekunnaya; Dr Aditi Pujari and Dr Mohammad Javed Ali

Video Awards

- Inverted Internal Limiting Membrane (ILM) Flap technique for large macular holes

Third prize at the 12th European Society of Retina Specialists (EURETINA), 2012 Video Competition, 6-9 September 2012, Milan, Italy.

Author: Dr Mudit Tyagi

Co-authors: Dr Rajeev R Pappuru, Dr Vivek Dave, Dr Divya Balakrishnan

The award was presented to Dr Mudit Tyagi by Dr Gisbert Richard, President, EURETINA.

- Tube Extender for Retracted Tube in a Child with Aniridia
- First Prize in Video Category, 22nd Annual Meeting of Glaucoma Society of India – Glaucons 2012, Coimbatore, Tamil Nadu, India, 5-7 October 2012.

Authors: Dr Paaraj Dave, Dr Sirisha Senthil

- Management of Challenging Paediatric Cataracts: Pearls and Pitfalls

Best Video at APOC 2012, 36th Andhra Pradesh Ophthalmological Society (APOS) meeting at Guntur, October 12-14, 2012

Swarup Competitive Video Session, Swarup Medal

Presenting Author: Dr Bhamy Hari Prasad Shenoy

Authors: Dr Ramesh Kekunnaya, Dr Bhamy Hari Prasad Shenoy,

Dr Amit Gupta, Dr Pravin Krishna Vaddavalli

- Dacryology: Thinking beyond Dacryocystorhinostomy

Best Video Prize at 23rd Annual Conference of Oculoplasty Association of India (OPAI) 'Balle OPAI 2012', Amritsar, 26-28 October 2012

Authors: Dr Aditi Pujari, Dr Mohammad Javed Ali

Translation and voice over recordings

Some regional language versions were done for an animation video film on cholera produced by the website Global Health Media Project. Completed in Hindi, Bengali and Telugu: <www.globalhealthmedia.org/story-of-cholera/videos/>

A total of 100 videos were produced for the period April 2012 – March 2013 and the highlights are listed here:

- Dacryology: Thinking beyond Dacryocystorhinostomy

Authors: Dr Aditi Pujari, Dr Mohammad Javed Ali, Dr Milind N Naik, Dr Santosh G Honavar

- Re-implantation of Ahmed Glaucoma Valve™ (AGV™) in a case of AGV™ Extrusion

Authors: Avik Kumar Roy, Sirisha Senthil, Paaraj Dave, Chandra Shekhar Garudadri

- Doctor, Why can't my child see? Evaluation of the visually inattentive child

Authors: Dr Sumit Monga, Dr Ramesh Kekunnaya, Dr Amit Gupta, Dr Subhadra Jalali

- LVPEI Runs Deep: A documentary

Authors: Dr Pravin Krishna Vaddavalli, Dr Gullapalli N Rao

- Chorioretinal Biopsy Made Easy

Author: Dr Deepa Muthugaduru Jagadish, Dr Jay Chhablani

- Pull it together: Modified loop myopexy technique for high myopic strabismus fixus
- Author:** Dr Gangaprasad M Amula

- Resolution of bilateral chronic hypotonous maculopathy following fortuitous management of bleb leak with autologous and heterologous donor tissue
- Author:** Dr Vanita Pathak-Ray

- Eyelid Sparing Orbital Exenteration
- Author:** Dr Aditi Pujari

- Retinoblastoma – They live & see (*Edited by Gangadhar Jalli*)

Authors: Dr Fairouz P Manjandavida and Dr Santosh Honavar

- Prof Amod Gupta: A Tribute

A video film on the Eye-PEP Icon 2012, Postgraduate Education Program in Ophthalmology, September 30 October 7, 2012

Authors: Dr Jayesh Vazirani, Dr Swapnil Bhalekar, Dr Virender Sangwan

- Have you been NISE today

Author: Dr Anupam Bagdi
Co-Authors: Mohan Kumar Bhogiseti, Dr Pravin Krishna Vaddavalli

- Limbal Stem Cell Transplantation: Surgical Techniques

Author: Dr Virender S Sangwan

- Subhyaloid hemorrhage: A misnomer

Authors: Dr Raja Narayanan, Dr Riddhima Deshpande, Dr Anuj Soni, Dr Sameera Nayak, Dr Odarosa Uhumwangho

- Air Descemetopexy: A Simple and Effective Technique

in Managing Descemet's Membrane Detachment After Cataract Surgery
Authors: Dr Shiji Ummer, Dr Sunita Chaurasia, Dr Muralidhar Ramappa

- Processing Donor Sclera in the Eye Bank

Author: Dr Sirisha Senthil, Dr Kumar Ravi

- Vision Health Guardians

Author: Jachin D Williams

- Assistive Technology – A Boon for the Visually Impaired

Author: Hemalatha Arunachalam, Beula Christy

- The L V Prasad Eye Institute Glaucoma Epidemiology And Molecular Genetics Study: The Methodology

Author: Dr Garudadri Chandra Sekhar, Ganesh Jonnadula and Uday K Addepalli

Professor Brien Holden Eye Research Centre

The various components of the centre are:

- Champalimaud Translational Centre for Eye Research
- Kallam Anji Reddy Molecular Genetics Laboratory
- Sudhakar & Sreekanth Ravi Stem Cell Biology Laboratory
- Jhaveri Microbiology Centre & Saroja A Rao Immunology Laboratory
- Biochemistry Laboratory
- Ophthalmic Pathology Laboratory
- Clinical Research
- Visual Optics and Psychophysics Laboratory

Hyderabad Eye Research Foundation (HERF) is the research arm of L V Prasad Eye Institute and a not-for-profit trust, recognized by the Department of Scientific and Industrial Research (DSIR) of the Government of India as a Scientific and Industrial Research Organization (SIRO). This allows it to compete for and obtain research grants from various Indian, as well as international, research agencies. Research at HERF encompasses a variety of themes, namely basic, translational, and clinical. Research in genomics and functional biology has played a pivotal role in identifying & characterizing various genes involved in inherited and complex eye diseases. In addition, it is engaged in research in the area of visual neurosciences, instrumentation, public health research with focus on epidemiology (clinical and molecular) and health economics, and research on low vision devices and rehabilitation skills. Work is also actively being conducted on the microbiology of eye infections, and in the area of ophthalmic pathology. In the area of translational biology, particular mention must be made of the use of stem cell technology to treat certain eye disorders, an area in which LVPEI has taken remarkable leadership.



Developments During the Year

There have been some new developments this year. One of them has to do with the cross-modal sensitization of children who are born blind, both during their period of blindness and after they have been helped to recover their vision (particularly in the case of children with congenital cataract). This element of the plasticity of the brain and the visual system is of immense interest, given the fact that a large number of children in India are congenitally blind and could be offered some level of vision restoration. We have also continued to work in the area of the development of vision in infants – eye movements, coordination and binocular vision. Apart from Dr Shrikant Bharadwaj, we have also added two more researchers, namely, Dr Premnandhini Satgunam, and Mr Ashutosh Richhariya, with particular interest in the electrophysiology of the growing child's visual system, biomedical engineering and ophthalmic instruments and adaptive optics, respectively. The Department of Biotechnology, India, has helped us in some dream projects in genetic epidemiology of eye diseases, gene therapy work, and stem cell therapy in chosen areas of retinal blindness.

Support and Recognition

HERF has been receiving competitive grants from the Department of Biotechnology (DBT), Department of Science and Technology (DST), Council of Scientific & Industrial Research (CSIR), and the Indian Council of Medical Research (ICMR) – all from India, and from the Wellcome Trust of UK, Champalimaud Foundation of Portugal, International Atomic Energy Agency (IAEA) of Austria, as well as the National Eye Institute (NEI, National Institutes of Health), USA.

Collaborative research is also in progress with colleagues in Australia, Canada, Japan, Brazil and Tunisia through the DBT-sponsored bilateral Indo-Australian and Indo-Canadian programs and the DST-sponsored Indo-Japan, Indo-Tunisian and Indo-Brazilian programs. In addition, HERF is one of the four pillars of the multinational research and development group called Vision Cooperative Research Centre (operating from Sydney, Australia), and conducts research on its behalf on a series of clinical studies, such as antibacterial contact lenses and corneal onlays. Most recently, LVPEI has teamed up with Abbott Medical Optics, Netherlands, on a joint project to understand how well the peripheral retina can support vision in patients with age-related macular degeneration (AMD).

The Institute is recognized as an external research centre by the University of Hyderabad, Hyderabad; Birla Institute of Technology & Science (BITS), Pilani; and the University of New South Wales, Sydney, Australia. This enables research scholars from LVPEI to register with and obtain their PhD degrees from these universities. Collaborative research has also been forged with colleagues at the Centre for Cellular & Molecular Biology (CCMB), Centre for DNA Fingerprinting & Diagnostics (CDFD), Indian Institute of Technology (IIT) Hyderabad and the University of Hyderabad – all in Hyderabad, and the Indian Institute of Science, Bengaluru, and the National Institute of Biomedical Genomics, Kalyani, West Bengal. These have allowed researchers at LVPEI to access state-of-the-art equipment and sophisticated facilities at these institutions.

Clinical Research

LVPEI's multidisciplinary clinical research is of international standards and is sponsored by Indian funding agencies and multinational companies from USA and France. The group conducts not only intramural clinical research, but also participates in multicenter clinical trials. Each clinical research project and trial goes through a rigorous examination by an independent Institutional Review Board (IRB), for its scientific and ethical aspects and only those that are approved are taken up. A list of clinical research projects currently being conducted at HERF is given later in the section.

Champalimaud Translational Centre

The Champalimaud Translational Centre for Eye Research was set up at LVPEI in January 2008. The Champalimaud Foundation, based in Lisbon, Portugal, was set up on the bequest of the late Portuguese entrepreneur and philanthropist, António de Sommer Champalimaud. The Foundation has a long-term commitment to support medical research, in particular neurology, oncology and the vision sciences. The Champalimaud Foundation and L V Prasad Eye Institute have agreed on the development of a vast program of translational research, through the establishment of the Champalimaud Translational Centre for Eye Research or C-TRACER.

Research at C-TRACER focuses on the following areas:

- Advanced molecular and functional genomics;
- Research and therapy through the utilisation of stem cells in vision-related illnesses;

- Translational research utilising existing and novel clinical methodologies for furthering the knowledge of vision in ways that can be readily applied to patients;
- Exchange programs involving scientists chosen by LVPEI and the Champalimaud Foundation;
- Introduction of capacity building programs for developing Lusophone countries such as Mozambique, Angola, Timor and others; and
- The organization of the Antonio Champalimaud Symposium on January 30th of every year in which leaders in ophthalmology from across the world, as well as distinguished scientists from India, are invited to lecture.

The Sixth Annual Champalimaud Research Symposium

The sixth Annual Champalimaud Research Symposium was held on 30th January 2013. The keynote oration, denoted as the Champalimaud Lecture, was given by Professor David Williams of the University of Rochester, Rochester, NY, USA, who spoke on functional imaging of single cells in the living eye. In addition, we had lectures by Professor Brigitte Roeder of the University of Hamburg, Germany (functional recovery after cataract surgery shows age-dependent neural plasticity in humans), Dr. Chetan Chitnis of the International Centre for Genetic Engineering & Biotechnology, New Delhi (understanding host cell invasion by malaria parasites: from basic biology to vaccine development), Dr. Imran Siddiqi of the Centre for Cellular & Molecular Biology, Hyderabad (engineering clonal seeds in plants), Professor Jose Gomes and Denise de Freitas, both of Universidade Federal de Sao Paulo (UNIFESP), Brazil (on cell therapy for corneal diseases: the UNIFESP experience; and corneal ulcers, acanthamoeba and microbacteria, respectively), Dr. Luisa Ribeiro of the Association for Innovation and Biomedical Research on Light and Image (AIBILI), Coimbra, Portugal (biomarkers of diabetic retinopathy in type 2 diabetes: an observational and prospective study) and the final lecture was by Professor Adrian Lee of Sydney, Australia, on serendipity, science, a willingness to challenge the dogma and a Prize at the end: the helicobacter story.

Hyderabad Eye Research Foundation

Institutional Review Board

Chair

Justice T N C Rangarajan
Former Judge
High Court of Madras and
Andhra Pradesh, Hyderabad

Member Secretary

Dr Harsha B L Rao
Ophthalmologist
L V Prasad Eye Institute, Hyderabad

Members

Dr Padmaja Kumari Rani
Ophthalmologist
L V Prasad Eye Institute, Hyderabad

Dr Subhabrata Chakrabarti
Scientist
L V Prasad Eye Institute, Hyderabad

Dr Usha Raman
Associate Professor and Head
University of Hyderabad
Hyderabad

Dr B R Shamanna
Director and Senior Public Health
Specialist, Hyderabad

Dr Nuzhat Aziz
Obstetrician
Fernandez Hospital Pvt.Ltd
Hyderabad

Mr Paul N Balasundaram
Starfish India Partnerships
Hyderabad

Dr Kalpana Kannabiran
Professor and Director Council for
Social Development
(An ICSSR Research Institute)
Hyderabad

Research Advisory Board

Chair
Prof Dipankar Chatterji
Scientist, Indian Institute of Science
Bengaluru

Members

Prof Anuradha Lohia
Professor
Bose Institute, Kolkata

Dr Ghanshyam Swarup
Scientist, Centre for Cellular &
Molecular Biology
Hyderabad

Partha P Majumder
Director
National Institute of Biomedical
Genomics, Kalyani, West Bengal

Prof D Balasubramanian
Director of Research
L V Prasad Eye Institute, Hyderabad

Institutional Committee for Stem Cell Research and Therapy

Chair

Justice T N C Rangarajan
Former Judge, High Court of Madras
and Andhra Pradesh
Hyderabad

Member Secretary

Dr Harsha B L Rao
Ophthalmologist
L V Prasad Eye Institute, Hyderabad

Members

Prof D Balasubramanian
Director of Research
L V Prasad Eye Institute, Hyderabad

Dr Alka Sharma
Joint Director
Department of Biotechnology,
New Delhi

Prof B S Ramakrishna
Head, Department of Medical
Gastroenterology
Christian Medical College
Vellore

Dr Satish Kumar
Centre for Cellular & Molecular
Biology
Hyderabad

Research Projects

- Program Support on translational research on eye diseases

Investigators: D Balasubramanian, Chitra Kannabiran, Geeta K Vemuganti, Subhabrata Chakrabarti, Inderjeet Kaur

Support: Department of Biotechnology, India (Program Support Grant)

Kallam Anji Reddy Molecular Genetics Laboratory

• Genomics of familial exudative vitreoretinopathy

Investigators: Inderjeet Kaur, Ganeswar Rao Musada, Hameed, Subhadra Jalali, Anupama Reddy, Pramod Reddy, Subhabrata Chakrabarti

Support: Department of Biotechnology, India

• Genetic and phenotypic comparison of primary congenital glaucoma in India and Brazil

Investigators: Subhabrata Chakrabarti, Anil K Mandal, Ivan M Tavares,¹ Jose P C Vasconcellos,² Monica Mello²

Support: Department of Science and Technology, India (Indo-Brazil collaborative program)

¹Vision Institute, Federal University of Sao Paolo, Brazil ♦ ²Campinas State University, Sao Paolo, Brazil ♦ ³University of Heidelberg, Mannheim, Germany ♦ ⁴Suraj Eye Institute, Nagpur ♦ ⁵Institut Salah Azaiz, Tunis, Tunisia ♦ ⁶Service d'Ophthalmologie, Habib Thameur Hospital, Tunis, Tunisia ♦ ⁷Service de Biologie Clinique, Institut Salah Azaiz, Tunis, Tunisia

• Runs of homozygosity for identification of new genes in Primary congenital glaucoma

Investigators: Subhabrata Chakrabarti, Sriparna Ganguly¹, Inderjeet Kaur, Anil K Mandal, Sirisha Senthil, Partha P Majumder¹

Support: Indo-Australia Biotechnology Fund, Department of Biotechnology, India

• Functional genomics of primary open angle glaucoma

Investigators: Subhabrata Chakrabarti, Kollu N Rao, Meha Kabra, Farheen Amman, Anil K Mandal, Sirisha Senthil, Harsha BL Rao, Garudadri Chandra Sekhar, Muralidhara Ramappa, Virender S Sangwan, Rohit C Khanna, Inderjeet Kaur

Support: Department of Biotechnology, India

• Identification of biomarkers for risk prediction and disease progression in Retinopathy of prematurity (ROP): a potentially blinding neonatal disorder

Investigators: Inderjeet Kaur, Sonika Rathi, Subhadra Jalali, T Ramakrishna Murthy², Ramesha Kekunaya, Sonika Rathi, Shahana,

¹National Institute of Biomedical Genomics, Kalyani, West Bengal, ♦ ²University of New South Wales, Australia, ♦ ³Centre for Cellular and Molecular Biology, Hyderabad

• Analysis of the molecular properties of mutant human β -crystallins associated with congenital cataract.

Investigators: D. Balasubramanian, Venkata Pullarao Vendra, Garima Agarwal¹, N. Srinivasan¹, Sushil Chandani², VenuTalla³

Support: Department of Biotechnology, India

¹Molecular Biophysics Unit, Indian Institute of Science, Bangalore ♦ ²Novarus Discoveries Pvt Ltd, Hyderabad 500073 ♦ ³University of Miami Miller School of Medicine, Miami, FL, USA

• Identification of genes causing autosomal recessive retinitis pigmentosa

Investigators: Chitra Kannabiran, Nishika Sahini, Lakshmi Palavalli, Subhadra Jalali, R Narayanan

Support: Champalimaud Foundation, Portugal, Department of Biotechnology, Govt of India

• Central India Eye and Medical Diseases Study

Investigators: Subhabrata Chakrabarti, Jonas Jost,³ Vinay Nangia,⁴ Kollu N Rao, Meha Kabra, Inderjeet Kaur

Support: University of Heidelberg, Germany

• Genetic comparison of primary congenital glaucoma in India and Tunisia – understanding the possible founder effects

Investigators: Subhabrata Chakrabarti, Anil K Mandal, Guemira Fethi⁵, E A Mhd Ali⁶, Douik Hayet⁶, G Abderraouf⁷, Harzallah Latifa⁷, Jihene Bouassida⁷

Support: Department of Science and Technology, India (Indo-Tunisia collaborative program)

Hameed, Subhabrata Chakrabarti, Ch Mohan Rao²

Support: Department of Biotechnology, India

• Identification of genomic regions for the detection and prediction of high risk tumors in uveal melanoma

Investigators: Inderjeet Kaur, Debodipta¹, Santosh Honavar, Mhd Javed Ali, Subhabrata Chakrabarti, Partha P Majumder¹

Support: National Institute of Biomedical Genomics, Kalyani, India

• Genetic susceptibility to contact lens-related adverse events

Investigators: Subhabrata Chakrabarti, Nagaraju Konda³, Nerida Cole³, Inderjeet Kaur, Fiona Stapelton³, Mark Willcox³

Support: Vision CRC, Australia

• Molecular mechanism of pathogenesis of glaucoma caused by mutations in optineurin

Investigators: D Balasubramanian, Ghanshyam Swarup², Subhabrata Chakrabarti

Support: Department of Biotechnology, India

• Genetics of Lebers Congenital Amaurosis (LCA)

Investigators: Chitra Kannabiran, Rachna Shukla, Lakshmi Palavalli, Subhadra Jalali

Support: Champalimaud Foundation, Portugal, Department of Biotechnology, Govt of India

• Molecular genetics of congenital cataract

Investigators: Chitra Kannabiran, Surya Prakash G Ponnam

Support: Council of Scientific & Industrial Research, India Hyderabad Eye Research Foundation

Sudhakar & Sreekanth Ravi Stem Cell Biology Laboratory

- Development of a synthetic bio-degradable cell carrier membrane for the transplantation of cultured cells or freshly excised autologous tissue (limbal segments) for diseases of the cornea

Investigators: Virender S Sangwan, D Balasubramanian, Sheila Macneil¹, Indumathi Mariappan, Charanya Ramachandran

Support: Wellcome Trust, United Kingdom

- Generation of disease specific induced pluripotent stem cells from dermal fibroblasts of patients with retinal dystrophy

Investigators: Indumathi Mariappan, Chitra Kannabiran, Subhadra Jalali, Milind Naik

Support: Department of Biotechnology, India

- Derivation of retinal neurons from ciliary pigmented epithelium of the human eye

Investigators: Indumathi Mariappan

Support: Department of Science & Technology, India

- Generating corneal endothelium from the trabecular meshwork stem cells

Investigators: Charanya Ramachandran, D Balasubramanian, Virender S. Sangwan

Support: Department of Science and Technology, India

- Preservation and use of adult stem cells and the use of biomaterial scaffolds for clinical applications

Investigators: Virender Sangwan, José Domingos dos Santos,² D Balasubramanian, Indumathi Mariappan, Livia Santos,² Ascensão Lopes,³ Ana Colette Mauricio¹

Support: Department of Science & Technology, India

¹University of Sheffield, UK ♦ ²Biosclin-Rua Eng, Portugal ♦ ³University of Porto, Portugal

Visual Optics and Psychophysics Laboratory

- The accommodative performance of the unocular visual system

Investigators: Shrikant R Bharadwaj, Geeta Sravani

Support: Fast-Track Grant, Department of Science & Technology, Government of India

- Uncorrected astigmatism as a low-cost Strategy for improving unaided near vision after cataract surgery

Investigators: Shrikant R Bharadwaj, Veerendranath Pesala, Prashant Garg

Support: Ramalingaswami Fellowship, Department of Biotechnology, India, Hyderabad Eye Research Foundation.

Ocular Microbiology Service, LVPEI, Bhubaneswar

- Investigation of epidemic keratoconjunctivitis in Odisha and Andhra Pradesh: Epidemiological profile, clinical spectrum and molecular characterization of causative agents

Investigators: Savitri Sharma, Sujata Das, Srikant K Sahu, Somasheila Murthy, BNR Subudhi²

Support: Department of Biotechnology, India

¹Institute of Life Sciences, Bhubaneswar ♦ ²MKCG Medical College, Berhampur, Odisha

- A multicentric masked randomized clinical study to assess the efficacy of 1% voriconazole eye drops compared to 5% natamycin eye drops in the treatment of mycotic keratitis

Investigators: Savitri Sharma, Sujata Das, Srikant K Sahu, Prashant Garg, Merle Fernandes

Support: Hyderabad Eye Research Foundation, India

- Diagnostic potential of loop mediated isothermal amplification (LAMP) versus real-time PCR for ocular tuberculosis

Investigators: Soumyava Basu, Savitri Sharma, Praveen K Balne, Manas R Bari

Support: Dept. of Science and Technology, India

Ophthalmic Biophysics and Mechanobiology Laboratory

- Finite element modeling of the cornea and penetrating keratoplasty

Investigators: Ashutosh Richhariya, Geunyoung Yoon¹, R. Peruchhio

Support: Hyderabad Eye Research Foundation

- Automated algorithm for blood vessel count and area measurement in 2-D choroidal scan images

Investigators: Ashutosh Richhariya, Sumohana Chanappaya², Jay Chhablani

Support: Hyderabad Eye Research Foundation

- Infra-red Imaging System for Dry Eye and Ocular Surface examination

Investigators: Ashutosh Richhariya, Sumohana Chanappaya², Siva Vanjari, Mukesh Taneja

Support: Hyderabad Eye Research Foundation

- Three dimensional imaging and reconstruction of facial and orbital region

Investigators: Ashutosh Richhariya, Soumya Jana², Milind Naik

Support: Hyderabad Eye Research Foundation

- Evaluation of image enhancement as a vision rehabilitation tool

Investigators: PremNandhini Satgunam, Cyril Sara Babukutty

Support: Hyderabad Eye Research Foundation

¹University of Rochester, USA ♦ ²IIT, Hyderabad

- Validation of mechanized tangent screen kinetic perimeter for mapping visual fields

Investigators: PremNandhini Satgunam, Ashutosh Richhariya

Support: Hyderabad Eye Research Foundation

- Critical brain changes – development and plasticity of multisensory functions to study the principles of age dependent learning plasticity in humans

Investigators: Ramesh Kekunnaya, Bhamy H. Shenoy, Pia Ley, Davide Bottari, Brigitte Röder

Support: European Research Council (ERC) Grant

Patient-Reported Outcomes Research

1. Glaucoma

Investigators: Vijaya K. Gothwal, Shailaja P. Reddy, Seelam Bharani, Deepak K. Bagga, Rebecca Sumalini, Chandra S. Garudadri, Harsha L. Rao, Sirisha Senthil, Vanita Pathak-Ray, Anil K. Mandal

Support: Hyderabad Eye Research Foundation

2. Keratoconus

Investigators: Vijaya K. Gothwal, Shailaja P. Reddy, Asma Fathima, Seelam Bharani, Rebecca Sumalini, Deepak K. Bagga, Preeji M. Sudharman

Support: Hyderabad Eye Research Foundation

3. Effectiveness of low vision rehabilitation (LVR) in children in India

Investigators: Vijaya K Gothwal, Rebecca Sumalini, Seelam Bharani

Support: Hyderabad Eye Research Foundation

4. Effectiveness of low vision rehabilitation (LVR) in adults in India

Investigators: Vijaya K Gothwal, Seelam Bharani, Rebecca Sumalini, Deepak K Bagga

Support: Hyderabad Eye Research Foundation

5. Health-related quality of life of adults with strabismus with or without amblyopia in India

Investigators: Vijaya K Gothwal, Seelam Bharani, Ramesh Kekunnaya, Niranjana Pehera, Virender Sachdeva, Asa Narasaiah, Rekha Gunturu

Support: Hyderabad Eye Research Foundation

6. Health-related quality of life of children with intermittent exotropia and their parents

Investigators: Vijaya K Gothwal, Seelam Bharani, Ramesh Kekunnaya, Niranjana Pehera, Virender Sachdeva, Asa Narasaiah, Rekha Gunturu

Support: Hyderabad Eye Research Foundation

7. Diabetic Retinopathy

Investigators: Vijaya K Gothwal, Seelam Bharani, Divya Balakrishnan, Annie Mathai, Ajit Babu Majji, Jay Chabblani, Padmaja Kumari Rani, Mudit Tyagi

Support: Hyderabad Eye Research Foundation

8. Visual Functioning outcomes following Cataract Surgery: An Item Bank approach

Investigators: Vijaya K Gothwal, Seelam Bharani, Sirisha Senthil, Somasheila Murthy, Anil K Mandal, Virender Sangwan, Mukesh Taneja, Bhupesh Bagga, Jagadeesh Reddy

Support: Hyderabad Eye Research Foundation

9. Health-related quality of life in children with eye diseases: Assessing the psychometric properties of PedsQL inventory and KIDSCREEN-52

Investigators: Vijaya K Gothwal, Shailaja P Reddy, Seelam Bharani, Deepak K Bagga, Rebecca Sumalini, Subhadhra Jalali, Ramesh Kekakunya, Anil K Mandal, Santosh Honavar

Support: Hyderabad Eye Research Foundation

10. Stress, anxiety, quality of life and coping strategies of parents of children with disabilities

Investigators: Vijaya K Gothwal, Shailaja P Reddy, Seelam Bharani, Rebecca Sumalini, Sri Konkapaka

Support: Hyderabad Eye Research Foundation

11. Measuring participation and contextual factors in children with vision impairment

Investigators: Deepak K Bagga, Vijaya K Gothwal, Jill Keeffe¹, Serge Resnikoff²

Support: Vision CRC, Sydney, Australia

¹Centre for Eye Research Australia, Melbourne, Australia ♦ ²University of New South Wales, Sydney, Australia

Research scholars at Prof Brien Holden Eye Research Centre

BASIC RESEARCH

Kallam Anji Reddy Molecular Genetics Laboratory

Kollu Nageswara Rao, Rachna Shukla, Ganeswara Rao, Sonika Rathi, Meha Kabra, Priyanka Chevour, Santvana G, Shaika Shanbag, Ramadevi .CH Almas Shamaila, Shahna

Sudhakar & Sreekanth Ravi Stem Cell Biology Laboratory

Subhash Gaddipati, Shubha Tiwari, Mangalangi U, Savitri Maddileti, Santosh Kacham, Praveen Joseph, Praveen M

Research Biochemistry Laboratory

Venkata Pulla Rao, Srinivasu

Post-doctoral Research Associates

Charanya Ramachandran, Rupa Koneni, Ramesh Babu K, Jamila Siamwala

LVPEI, Bhubaneswar: Ocular Microbiology

Sarita Kar, Praveen Kumar Balne

CLINICAL RESEARCH

Kallam Anji Reddy Campus

Director Clinical Research: Dr. Virender Singh Sangwan

Manager Operations: Sridevi Rayasam

Study Optometrists: Ms Bidula Das

Study Coordinators: Kiran Kunaparaju, Sateesh Kumar Kondla, Ms. Archana Digumarti, Ms. Savitha Narayan, Luke Swaroop,


Data Entry Operators: Rupasree Edelly, E. Shoba Laxmi.

Bhubaneswar Campus

Study Optometrists: Krushna Gopal Panda, Debasis Mohapatra

Clinical Research Coordinators: Bibhudatta Mohanty (Excel Life Sciences), Preeti Semwal

Support Staff: Susant Kumar Sahoo



Clinical Research Projects (KAR Campus)

S.No	Name of the trial/Duration	Principal Investigator	Collaborator
1.	New ophthalmic solution in the treatment of adenoviral conjunctivitis/Jan 2013 to Jan 2014	Dr Prashant Garg	Novobay, US
2.	ACSIKS, Asia Cornea Society's Infective keratitis study/June 2013 to Dec 2014.	Dr Prashant Garg	Asia Cornea Society
3.	SAKURA, Intra-vitreous injections for treating non-infectious posterior uveitis/ Dec 2011 ongoing	Dr Somasheila Murthy	Santen, US
4	Merck 2452, (Medication for lowering intra-ocular pressure)/ Oct 2012 to Apr 2013	Dr Sirisha Senthil	Merck and Co. Inc USA
5.	CAVNAV, A Double-Masked, Randomized, Active-Controlled Study of the Clinical Efficacy of Intravitreal Administration of Anti-VEGF combined with Navigated Laser Treatment in Patients with Clinically Significant Macular Edema(CSME)/ Jan 2013 to Jan 2014	Dr Jay Kumar Chhablani	OD-OS Inc
6.	Brinz-Brim, Brinz-Brim (Fixed dose combination of brinzolamide and brimonidine for lowering intra-ocular pressure/April 2012 to Mar 2013	Dr Harsha B.L. Rao	Alcon Labs
7.	BRANVO, Study of the Efficacy, Safety, and Tolerability of Repeated Intravitreal Administration of Ranibizumab versus Bevacizumab in Subjects with Macular Edema Secondary to Branch Retinal Vein Occlusion/Jan 2012 to Dec 2013	Dr Raja Narayanan	Novartis
8.	EWES, clinical trial to investigate daily, morning cleaning of silicone hydrogel contact lenses worn during extended wear as a strategy for reducing adverse events associated with contact lens wear in neophyte and experienced lens wear/ Aug 2012 to Dec 2013	Dr Varsha Rathi	Brien Holden Vision Institute, Sydney
9	Nanotome, feasibility clinical evaluation of a method of removing anterior stromal corneal scars and correcting irregular astigmatism.	Dr Pravin Krishna Vaddavalli	Gebauer Medizintechnik GmbH
10	LUMINOUS, Study to observe the effectiveness and safety of LUCENTIS through individualized patient treatment and associated outcomes /Jan 2012 to Jan 2017	Novartis Pharma AG	
11	IOL-TECh/Comparative, trial on the anti-inflammatory efficacy of diclofenac released from an intraocular lens versus administration of 0.1% diclofenac eye-drops in the prevention of post-operative inflammatory manifestations after cataract surgery. Feb 2008 to Nov 2012	Carl Zeiss Meditec, France	

Clinical Research Projects (Bhubaneswar Campus)

Name of the project	project investigators	supported by	Duration
A Phase III, multinational, multicentre, Randomized, double-masked study assessing the safety and efficacy of intravitreal injections of DE-109 (three doses) for the treatment of active, non-infectious uveitis of the posterior segment of the eye	Dr Soumyava Basu	Santen, USA	2012-2015
LUMINOUS: Study to observe the effectiveness and safety of LUCENTIS through individualized patient treatment and associated outcomes	Dr Taraprasad Das	Novartis	2013 onwards

Scaling up Clinical Research by Expansion of Infrastructure

L V Prasad Eye Institute Hyderabad, which has proven its standard by providing advanced medical care for over 13 million people covering all geographical locations in India and making it the largest centre of its kind, expanded its set up making the Silver Jubilee year all the more memorable. The extended office is about 200m away from the current location and has dedicated space for Clinical Research.

In order to meet the present challenges in Clinical Research and provide excellent services to its clients across the globe, the clinical research department has now expanded in terms of Medical Expertise Advisory members, Trained Clinical Research Staff and Infrastructure.

The extended office spreads over an area of 4,500 square feet

Expert Advisory Committee members (medically qualified doctors) to safeguard subject safety in addition to the IRB

Dr Virender Singh Sangwan (Over 20 years of clinical Experience), Director, Clinical Research

Dr Somasheila Murthy (Cornea and Uvea)

Dr Raja Narayanan (Macular diseases)

Dr Rajeev Kumar Reddy Pappuru (Retina and uvea)

Dr Harsha B.L.Rao (Glaucoma)

Experienced, dedicated and full-time Clinical Research Department with different hierarchy levels to provide better services to sponsor, with superior quality and within timelines.

Dr Sridevi Rayasam Manager Clinical Research Operations heading a team of 10 Clinical Research Coordinators.

Dedicated, full-time, GCP-trained and experienced Clinical Research Coordinators and Clinical Research Optometrists.

Central Laboratories Procedures	Central Reading Centers	EDC
• Covance Laboratories	• DARC	• Datalabs
• Quest etc	• VRC	• Ascopharm
	• EMMES etc	• Medidata Rave

Infrastructure with standard & varied facilities

- Nine examination rooms equipped with slitlamps with complog monitors, diagnostic labs spread over an area of 400 square feet that include Zeiss Cirrus OCT, B-scan, A-scan keratometer, Zeiss Visulas, photo slitlamp and Zeiss HVF.
- NABH-accredited LVPEI local diagnostic lab.
- Drug storage facility at any desired temperature
- Fireproof cabinets for document storage for both ongoing and completed trials
- All diagnostic equipment to meet with the sponsor requirements
- Qualified support staff including certified optometrists, physicians, phlebotomists.
- Conference hall for protocol presentations and study-specific trainings
- Dedicated room for multiple monitoring visits
- High speed intranet for EDC and data transfer.

The extended world class facility is expected to enhance the capabilities to conduct clinical research by:

- Increased the ability to scale up research operations
- Separate facility gives more focus
- Special attention to subjects, their schedules and retention,
- Hosts sophisticated diagnostic equipment for research
- Assured confidentiality of patient data
- Increased safety of the IP and the documentation

Proximity to the main campus assures the services of the senior faculty with an added advantage of better infrastructure.

Achievements

L V Prasad Eye Institute is a premier eye research organization and a recognized WHO collaborating center for prevention of blindness.

- Experience in various global clinical trials in all phases with high patient enrollments
- Site audited by EMEA for Luminate Uveitis Study, data validated for analysis.
- Received accreditation from the National Accreditation Board for Hospital and Health Care providers (NABH).

Basic Research Projects

Name of the Project	Principal Investigator	Supported By	Duration
Identification of biomarkers for risk prediction and disease progression in Retinopathy of Prematurity: a potentially blinding neonatal disorder	Dr Inderjeet Kaur	Department of Biotechnology, India	2012 -2015
Derivation of retinal neurons from ciliary pigmented epithelium of the human eye	Dr Indumathi Marriappan	Science & Engineering Research Board (SERB), India	2010-2013
Investigation of Epidemic Keratoconjunctivities in Orissa and Andhra Pradesh: Epidemiological profile, clinical spectrum and molecular characterization of causative agents	Dr Savitri Sharma	Department of Biotechnology, India	2010-2013
Control of Focusing and eye alignment during Human visual development	Dr Shrikant Bharadwaj	Department of Science and Technology, India	2012 -2015
Molecular mechanism of pathogenesis of glaucoma caused by mutation in optineurin	Dr Subhabrata Chakrabarti	Department of Biotechnology, India	2010-2014
Establishing a risk assessment chip for the eye disease age related macular degeneration	Dr Subhabrata Chakrabarti	Department of Biotechnology, India	2009-2013
National Retinoblastoma Registry	Dr Swati Kaliki	Indian Council of Medical Research, India	2012 - 2014
Genetic and phenotypic comparison of primary congenital glaucoma in India and Brazil	Dr Subhabrata Chakrabarti	Department of Science and Technology	2009-2013
Genetic comparison of primary congenital glaucoma in India and Tunisia - Understanding the possible founder effects	Dr Subhabrata Chakrabarti	Department of Science and Technology, India	2009-2013
Optics of the growing crystalline lens	Dr V S Sangwan	NIH	2012 onwards
Genetic Studies on Stevens Johnson Syndrome	Dr Chitra Kannabiran	ICMR	2012-2015
Development of a synthetic biodegradable cell carrier membrane for the transplantation of cultured cells or freshly excised autologous tissue (limbal segments or oral mucosa) for diseases of the cornea	Prof D Balasubramanian Dr V S Sangwan	Wellcome Trust	2010 onwards
Centre of Excellence (CoE)	Prof D Balasubramanian Dr Subhabrata Chakrabarti Dr Chitra Kannabiran Dr Indumathi Marriappan	Department of Biotechnology, India	2013 onwards

Publications

1. Augusteyn RC, Mohamed A, Parel JM. Letter to the editor: Lens thickness growth in humans. *Clin Exp Ophthalmol* 2012 Dec 25; [Epub ahead of print] PMID: 23279631.
2. Agrawal R, Laude A, Taneja M. Fish-hook injury of the eye. *Int Ophthalmol*. 2012 Jun;32(3):269-71
3. Ahmed Y, Pathengay A, Flynn HW Jr, Isom R. Delayed-onset endophthalmitis associated with Ex-PRESS mini glaucoma shunt®. *Ophthalmic Surg Lasers Imaging*. 2012 Jul 12;43 Online:e62-3.
4. Aldave AJ, Sangwan VS, Basu S, Basak SK, Hovakimyan A, Gevorgyan O, Kharashi SA, Jindani MA, Tandon R, Mascarenhas J, Malyugin B, Padilla MD, Maskati Q, Agarwala N, Hutauruk J, Sharma M, Yu F. International Results with the Boston Type I Keratoprosthesis. *Ophthalmology*. 2012 Aug;119(8):1530-8.
5. Ali MJ, Gupta H, Naik MN, Honavar SG. Endoscopic guided single self-linking silicone stent in pediatric external dacryocystorhinostomy. *Minim Invasive Ther Allied Technol*. 2013 Feb 19. [Epub ahead of print] PMID: 23418934.
6. Ali MJ, Naik MN, Honavar SG. Balloon dacryoplasty: ushering the new and routine era in minimally invasive lacrimal surgeries. *Int Ophthalmol*. 2013 Apr;33(2):203-10.
7. Ali MJ. Re: 'Endoscopic transcanalicular diode laser dacryocystorhinostomy. Is it an alternative method to conventional external dacryocystorhinostomy?' *Ophthal Plast Reconstr Surg* 2013 Mar-Apr; 29(2):145.
8. Ali MJ, Mohapatra S, Mulay K, Naik MN, Honavar SG. Incomplete punctal canalization: The external and internal punctal membranes. Outcomes of membranotomy and adjunctive procedures. *Br J Ophthalmol* 2013 Jan; 97(1):92-5.
9. Ali MJ, Naik MN, Honavar SG. External Dacryocystorhinostomy: Tips and tricks. *Oman J Ophthalmol* 2012 Sep; 5(3):191-5.
10. Ali MJ, Honavar SG, Naik MN. Retinal Astrocytic Hamartoma and Bourneville's disease. *Oman J Ophthalmol*. 2012 Sep;5(3):198-9
11. Alok Sati, Virender S Sangwan, Sayan Basu, Parthasarathi Kalaiselvan. Boston keratoprosthesis for visual rehabilitation in porphyria cutanea tarda. *BMJ Case Rep*. 2013 Feb 1; 2013.
12. Ashar JN, Pahuja S, Vaddavalli PK. Repeat keratoplasty for keratoconus. *Ophthalmology*. 2012 May;119(5):1088; author reply 1088-9.
13. Ashar JN, Ramappa M, Chaurasia S. Endothelial keratoplasty without Descemet's stripping in congenital hereditary endothelial dystrophy. *J AAPOS*. 2013. Feb; 17(1): 22-4.
14. Ashar JN, Pahuja S, Ramappa M, Vaddavalli PK, Chaurasia S, Garg P. Deep Anterior Lamellar Keratoplasty in Children. *Am J Ophthalmol*. 2013 Mar;155(3):570-574.e1.
15. Ashar JN, Latha M, Vaddavalli PK. Phototherapeutic keratectomy versus alcohol epitheliectomy with mechanical debridement for superficial variant of granular dystrophy: A paired eye comparison.. *Cont Lens Anterior Eye*. 2012 Oct;35(5):236-9
16. Ashar JN, Madhavi Latha K, Vaddavalli PK. Descemet's stripping endothelial keratoplasty (DSEK) for children with congenital hereditary endothelial dystrophy: surgical challenges and 1-year outcomes. *Graefes Arch Clin Exp Ophthalmol*. 2012 Sep;250(9):1341-5.
17. Bagga B, Pahuja S, Murthy S, Sangwan VS. Endothelial failure after collagen cross-linking with riboflavin and UV-A: case report with literature review. *Cornea*. 2012 Oct; 31(10):1197-200.
18. Balne PK, Reddy AK, Kodiganti M, Gorli SR, Garg P. Evaluation of three PCR assays for the detection of fungi in patients with mycotic keratitis. *Br J Ophthalmol*. 2012 Jun;96(6):911-2.
19. Barteselli G, Chhablani J, El-Emam S, Wang H, Chuang J, Kozak I, Cheng L, Bartsch DU, Freeman WR. Choroidal volume variations with age, axial length, and sex in healthy subjects: a three-dimensional analysis. *Ophthalmology*. 2012 Dec;119(12):2572-8.
20. Basu S, Nayak S, Padhi TR, Das T. Progressive ocular inflammation following anti-tubercular therapy for presumed ocular tuberculosis in a high-endemic setting. *Eye (Lond)*. 2013 May;27(5):657-62
21. Basu S, Fernandez MM, Das S, Gaddipati S, Vemuganti GK, Sangwan VS. Clinical outcomes of xeno-free allogeneic cultivated limbal epithelial transplantation for bilateral limbal stem cell deficiency. *Br J Ophthalmology*. 2012 Dec; 96(12):1504-9.
22. Basu S, Reddy JC, Vaddavalli PK, Vemuganti GK, Sangwan VS. Long-term outcomes of penetrating keratoplasty for keratoconus with resolved corneal hydrops. *Cornea*. 2012 Jun;31(6):615-20.
23. Basu S, Mittal R, Rath S, Balne PK, Sharma S. Disseminated tuberculosis presenting as irido-ciliary granuloma in an immunocompetent patient. *J Ophthalmic Inflamm Infect*. 2012 Sep;2(3):173-5.
24. Basu S, Ali H, Sangwan VS. Clinical outcomes of repeat autologous cultivated limbal epithelial transplantation for ocular surface burns. *Am J Ophthalmol*. 2012 Apr;153(4):643-50, 650.e1-2.
25. Basu S, Mittal R, Balne PK, Sharma S. (Letter to the Editor). Intra-retinal tuberculosis. *Ophthalmology*. 2012 Oct;119(10):2192-2193.e2.
26. Basu S, Taneja M, Narayanan R, Senthil S, Sangwan VS. Short-term outcome of Boston Type 1 keratoprosthesis for bilateral limbal stem cell deficiency. *Indian J Ophthalmol*. 2012 Mar-Apr;60(2):151-3.
27. Basu S, Vaddavalli PK, Vemuganti GK, Ali MH, Murthy SI. Anterior Segment Optical Coherence Tomography Features of Acute Corneal Hydrops. *Cornea*. 2012 May;31(5):479-85.
28. Basu S, Mukhopadhyay S. Acute corneal hydrops. *Ophthalmology*. 2012 Oct;119(10):2197-2197.e1; author reply 2198.
29. Bhalekar S, Basu S, Sangwan VS. Successful management of immunological rejection following allogeneic simple limbal epithelial transplantation (SLET) for bilateral ocular burns. *BMJ Case Rep*. 2013 Mar 14;2013.
30. Carnt NA, Willcox MDP, Hau S, Keay L, Dart JKG, Chakrabarti S, Stapelton F. Immune defense single nucleotide polymorphisms and recruitment strategies associated with contact lens keratitis. *Ophthalmology* 2012 Oct;119(10):1997-2002.
31. Carnt NA, Willcox MDP, Hau S, Garthwaite LL, Evans VE, Radford CF, Dart JKG, Chakrabarti S, Stapelton F. Association of single nucleotide polymorphisms of interleukins-1 β , -6, and -12B with contact lens keratitis susceptibility and severity. *Ophthalmology*. 2012 Jul;119(7):1320-7.

32. Chhablani JK, Narula R, Narayanan R. Intravitreal bevacizumab monotherapy for treatment-naïve polypoidal choroidal vasculopathy. *Indian J Ophthalmol*. 2013 Mar;61(3):136-8.
33. Chhablani J, Barteselli G, Wang H, El-Emam S, Kozak I, Doede AL, Bartsch DU, Cheng L, Freeman WR. Repeatability and reproducibility of manual choroidal volume measurements using enhanced depth imaging optical coherence tomography. *Invest Ophthalmol Vis Sci*. 2012 Apr 24;53(4):2274-80.
34. Chhablani J, Nieto A, Hou H, Wu EC, Freeman WR, Sailor MJ, Cheng L. Oxidized porous silicon particles covalently grafted with daunorubicin as a sustained intraocular drug delivery system. *Invest Ophthalmol Vis Sci*. 2013 Feb 1;54(2):1268-79.
35. Chhablani J, Kim JS, Freeman WR, Kozak I, Wang HY, Cheng L. Predictors of visual outcome in eyes with choroidal neovascularization secondary to age related macular degeneration treated with intravitreal bevacizumab monotherapy. *Int J Ophthalmol*. 2013;6(1):62-6.
36. Chhablani JK, Narayanan R. Fundus autofluorescence patterns in type 2A idiopathic juxtafoveolar retinal telangiectasia. *Eur J Ophthalmol*. 2012 May-Jun;22(3):398-403.
37. Chhablani J, R Kozak I, Mojana F, Cheng L, Morrison VL, Wang H, Kim JS, Dustin L, Azen S, Freeman WR. Fundus autofluorescence not predictive of treatment response to intravitreal bevacizumab in exudative age-related macular degeneration. *Retina*. 2012 Sep;32(8):1465-70.
38. Chhablani J, Jalali S. Intravitreal bevacizumab for choroidal neovascularization secondary to Best vitelliform macular dystrophy in a 6-year-old child. *Eur J Ophthalmol*. 2012 Jul-Aug;22(4):677-9.
39. Chhablani JK, Kim JS, Cheng L, Kozak I, Freeman W. External limiting membrane as a predictor of visual improvement in diabetic macular edema after pars plana vitrectomy. *Graefes Arch Clin Exp Ophthalmol*. 2012 Oct;250(10):1415-20.
40. Chakrabarti S, Ramappa M, Chaurasia S, Kaur I, Mandal AK. FOXC1-associated phenotypes in humans may not always exhibit corneal neovascularization. *Proc Natl Acad Sci U S A*. 2012 Jun 12; 109 (24): E1509;author reply E1510.
41. Chatterjee S, Rao A. Intraocular pressure following combined routes of bevacizumab-augmented trabeculectomy for refractory neovascular glaucoma *Semin Ophthalmol*. 2013 Mar;28(2):72-4.
42. Chaurasia S, Ramappa M, Sangwan V, Vemuganti GK, Nalmada S. Chronic unilateral conjunctivitis. *Lancet Infect Dis*. 2012 Apr; 12(4): 354.
43. Chaurasia S, Murthy S, Ramappa M, Mohamed A, Garg P. Outcomes of Descemet's stripping endothelial keratoplasty in eyes with failed therapeutic penetrating keratoplasty. *Acta Ophthalmol*. 2013 Feb 7. [Epub ahead of print] PMID: 23387367.
44. Chaurasia S, Ramappa M, Sangwan V. Cataract surgery after Descemet stripping endothelial keratoplasty. *Indian J Ophthalmol*. 2012 Nov-Dec;60(6):572-4.
45. Chaurasia S, Ramappa M, Sangwan VS. Clinical outcomes of non-Descemet stripping automated endothelial keratoplasty. *Int Ophthalmol*. 2012 Dec;32(6):571-5.
46. Chaurasia S, Ramappa M, Rao HL, Bansal P. Descemet's stripping automated endothelial keratoplasty. *Ophthalmology*. 2012 Jul; 119(7): 1498-9; author reply 1499.
47. Chaurasia S, Ramappa M, Garg P. Outcomes of air descemetopexy for Descemet membrane detachment after cataract surgery. *J Cataract Refract Surg*. 2012 Jul; 38(7): 1134-9.
48. Chaurasia S, Ramappa M, Sangwan VS, Vemuganti GK, Nalmada S. Chronic unilateral conjunctivitis. *Lancet Infect Dis*. 2012 Apr;12(4):354.
49. Chan CK, Chhablani J, Freeman WR. Prognostic indicators for no light perception after open-globe injury: eye injury vitrectomy study. *Am J Ophthalmol*. 2012 Apr;153(4):777; author reply 778.
50. Das T, Hussain A, Naduvilath T, Sharama S, Jalali S, Majji AB. Case control analyses of acute endophthalmitis after cataract surgery in South India associated with technique, patient care, and socio economic status. *J Ophthalmol* 2012;2012:298459.
51. Das S, Sharma S, Sahu SK, Nayak SS, Kar S. Diagnosis, clinical features and treatment outcome of microsporidial keratoconjunctivitis. *Br J Ophthalmol*. 2012 Jun;96(6):793-5.
52. Dave V, Chhablani JK, Narayanan R. Different treatment modalities for choroidal neovascularization in two eyes of one patient with bilateral type 2A parafoveal telangiectasia. *Indian J Ophthalmol*. 2013 Apr 10 [Epub ahead of print] PMID: 23571237.
53. Dave VP, Mathai A, Gupta A. Combined anterior and posterior scleritis associated with central retinal vein occlusion: a case report. *J Ophthalmic Inflamm Infect*. 2012 Sep; 2(3):165-8.
54. Dave TV, Javed Ali M, Sravani P, Naik MN. Reply re: "Subciliary incision for external dacryocystorhinostomy". *Ophthal Plast Reconstr Surg* 2013 Jan;29(1):71-2.
55. Dolman PJ, Rath S. Orbital radiotherapy for thyroid eye disease. *Curr Opin Ophthalmol*. 2012 Sep;23(5):427-32.
56. Dutta D, Rao HL, Addepalli UK, Vaddavalli PK. Corneal Thickness in Keratoconus: Comparing Optical, Ultrasound, and Optical Coherence Tomography Pachymetry. *Ophthalmology*. 2013 Mar;120(3):457-63.
57. Falk MJ, Zhang Q, Nakamura-Ogiso E, Kannabiran C, Fonesca-Kelly Z, Chakarosa E. Audo I, Mackay DS, Zeitz C, Borman AD, Staniszewska M, Shukla R, Palleralli L, mohand-said S, Waseem NH, Jalali S et al. NMNAT1 mutations cause Lebers' Congenital Amaurosis. *Nat Genet*. 2012 Sep;44(9):1040-5.
58. Gaddipati S, Muralidhar R, Sangwan VS, Mariappan I, Vemuganti GK, Balasubramanian D. Oral epithelial cells transplanted on to corneal surface tend to adapt to the ocular phenotype. *Indian J Ophthalmol*. 2013 Apr 10. [Epub ahead of print] PMID: 23571256.
59. Garudadri CS, Rao HL, Parikh RS, Jonnadula GB, Selvaraj P, Nutheti R, Thomas R. Effect of optic disc size and disease severity on the diagnostic capability of glaucoma imaging technologies in an Indian population. *J Glaucoma*. 2012 Sep;21(7):475-80.
60. Gothwal VK, Reddy PS, Bharani S, Bagga DK, Sumalini R, Garudadri CS, Rao HL, Senthil S, Pathak-Ray V, Mandal AK. Impact of glaucoma on visual functioning in Indians. *Invest Ophthalmol Vis Sci* 2012; Sep 12;53(10):6081-92.
61. Gothwal VK, Sumalini R, Bharani S, Reddy PS, Bagga DK. The second version of the L V Prasad-Functional Vision Questionnaire. *Optom Vis Sci* 2012 Nov;89(11):1601-10.
62. Gothwal VK, Reddy PS, Sumalini R, Bharani S, Bagga DK. National Eye Institute Visual Function Questionnaire or Indian Vision Function Questionnaire for Visually Impaired: A Conundrum. *Invest Ophthalmol Vis Sci* 2012 Jul 18;53(8):4730-8.

63. Gothwal VK, Reddy SP, Bharani S, Bagga DK, Sumalini R, Garudadri CS, Rao HL, Senthil S, Pathak-Ray V, Mandal AK. Glaucoma symptom scale: is it a reliable measure of symptoms in glaucoma patients? *Br J Ophthalmol*. 2013 Mar;97(3):379-80.
64. Gothwal VK, Bagga DK, Sumalini R. Rasch analysis of the Indian Vision Function Questionnaire. *Br J Ophthalmol* 2012 May;96(5):619-23.
65. Gothwal VK, Bagga DK. Andhra Pradesh Eye Disease Study - Visual Function Questionnaire: further improvements in psychometric properties using Rasch analysis. *Ophthalmic Epidemiol*. 2012 Oct;19(5):306-16.
66. Gupta A, Kekunnaya R, Sachdeva V, Rao HL. Strabismus surgery hemostasis. *Ophthalmology*. 2012 Mar; 119(3):649-650.
67. Gupta V, Ov M, Rao A, Sharma A, Sihota R. Long-term structural and functional outcomes of therapy in juvenile-onset primary open-angle glaucoma: a five-year follow-up. *Ophthalmologica*. 2012;228(1):19-25.
68. Gupta A, Ramappa M, Kekunnaya R, Vaddavalli PK, Ray D, Chaurasia S, Rao HL, Garudadri CS. Comparing the astigmatic outcome after paediatric cataract surgery with different incisions. *Br J Ophthalmol*. 2012 Mar;96(3):386-9.
69. Gupta A, Morini C, Sachdeva V, Kekunnaya R. Superior limbic keratoconjunctivitis causing chronic ocular irritation in a child. *J AAPOS*. 2012 Dec;16(6):579-81.
70. Haque MN, Basu S, Padhi TR, Kesarwani S. Acute idiopathic frosted branch angitis in an 11-month-old infant treated with intravitreal triamcinolone acetonide. *J AAPOS*. 2012 Oct;16(5):487-8.
71. Henry CR, Canto AP, Galor A, Vaddavalli PK, Culbertson WW, Yoo SH. Epithelial Ingrowth After LASIK: Clinical Characteristics, Risk Factors, and Visual Outcomes in Patients Requiring Flap Lift. *J Refract Surg*. 2012 Jul;28(7):488-92.
72. Hurmeric V, Vaddavalli P, Galor A, Perez VL, Roman JS, Yoo SH. Single and multiple injections of subconjunctival ranibizumab for early, recurrent pterygium. *Clin Ophthalmol*. 2013;7:467-73.
73. Jain R, Basu S, Garg P. Corneal collagen cross-linkage in keratoconus. *Br J Ophthalmol*. 2013 Jan;97(1):108-9.
74. Jindal A, Bhawdekar A, Pathengay A. Subfoveal triamcinolone acetonide following macular hole surgery. *Nepal J Ophthalmol*. 2013 Jan;5(9):114-6.
75. Jindal A, Moreker MR, Pathengay A, Khera M, Jalali S, Majji A, Mathai A, Sharma S, Das T, Flynn HW Jr. Polymicrobial endophthalmitis: prevalence, causative organisms, and visual outcomes. *J Ophthalmic Inflamm Infect*. 2013 Jan 7;3(1):6.
76. Kaliki S, Shields CL, Mashayekhi A, Ganesh A, Furuta M, Shields JA. Influence of age on prognosis of young patients with uveal melanoma: a matched retrospective cohort study. *Eur J Ophthalmol*. 2012 Oct 4:0. [Epub ahead of print] PMID: 23065853.
77. Kannabiran C, Palavalli L, Jalali S. Mutation of SPATA7 in a family with autosomal recessive early-onset retinitis pigmentosa. *J Mol Genet Med*. 2012;6:301-3.
78. Kannabiran C, Singh H, Sahini N, Jalali S, Mohan G. Mutations in TULP1, NR2E3, and MFRP genes in Indian families with autosomal recessive retinitis pigmentosa. *Mol Vis* 2012; 18 1165-1174.
79. Kekunnaya R, Gupta A, Sachdeva V, Rao HL, Vaddavalli PK, Om Prakash V. Accuracy of intraocular lens power calculation formulae in children less than two years. *Am J Ophthalmol*. 2012 Jul;154(1):13-19.e2.
80. Kesarwani S, Sahu SK, Basu S. Bilateral response after unilateral subconjunctival bevacizumab injection in a child with Stevens-Johnson syndrome. *J AAPOS* 2012 Jun;16(3):309-11.
81. Khadka J, McAlinden C, Gothwal VK, Lamoureux EL, Pesudovs K. The importance of rating scale design in the measurement of patient-reported outcomes using questionnaires or item banks. *Invest Ophthalmol Vis Sci* 2012 Jun 26;53(7):4042-54.
82. Khadka J, Gothwal VK, McAlinden C, Lamoureux EL, Pesudovs K. The importance of rating scales in measuring patient-reported outcomes. *Health Qual Life Outcomes*; 2012 Jul 13;10:80.
83. Khanna RC, Pallerla SR, Eeda SS, Gudapati BK, Cassard SD, Rani PK, Shantha GP, Chakrabarti S, Schein OD. Population based outcomes of cataract surgery in three tribal areas of Andhra Pradesh, India: risk factors for poor outcomes. *PLoS One*. 2012;7(5):e35701.
84. Khanna RC, Kaza S, Palamaner Subash Shantha G, Sangwan VS. Comparative outcomes of manual small incision cataract surgery and phacoemulsification performed by ophthalmology trainees in a tertiary eye care hospital in India: a retrospective cohort design. *BMJ Open*. 2012 Oct 10;2(5).
85. Khanna RC, Foster A, Krishnaiah S, Mehta MK, Gogate PM. Visual outcomes of bilateral congenital and developmental cataracts in young children in south India and causes of poor outcome. *Indian J Ophthalmol*. 2013 Feb;61(2):65-70.
86. Khanna RC, Marmamula S, Krishnaiah S, Giridhar P, Chakrabarti S, Rao GN. Changing trends in the prevalence of blindness and visual impairment in a rural district of India: systematic observations over a decade. *Indian J Ophthalmol*. 2012 Sep-Oct;60(5):492-7.
87. Kim JS, Chhablani J, Chan CK, Cheng L, Kozak I, Hartmann K, Freeman WR. Retinal adherence and fibrillary surface changes correlate with surgical difficulty of epiretinal membrane removal. *Am J Ophthalmol*. 2012 Apr;153(4):692-7, 697.e1-2.
88. Kozak I, Kim JS, Oster SF, Chhablani J, Freeman WR. Focal navigated laser photocoagulation in retinovascular disease: clinical results in initial case series. *Retina*. 2012 May;32(5):930-5.
89. Krishnaiah S, Subba Rao B, Lakshmi Narasamma K, Amit G. A survey of severe visual impairment in children attending schools for the blind in a coastal district of Andhra Pradesh in South India. *Eye (Lond)*. 2012 Aug;26(8):1065-70
90. Kumar M, Das T, Kesarwani S. Spectral domain optical coherence tomography finding in posterior microphthalmos. *Clin Exp Optom*. 2012 Nov;95(6):651-2.
91. Kumar M, Kesarwani S, Rao A, Gar naik A. Macular folds: an unusual association in topiramate toxicity. *Clin Exp Optom*. 2012 Jul;95(4):449-52.
92. Kumar M, Kesarwani S, Rao A, Gar naik A. Macular folds -an unusual association in topiramate toxicity. *Clin Exp Optom* 2012 Jul;95(4):449-52.

93. Kumar Sahu S, Das S, Sharma S, Sahu K. Clinico microbiological profile and treatment outcome of infectious scleritis: Experience from a tertiary eye care centre of India. *Int J Inflam*. 2012;2012:753560.
94. Kumbhar T, Shyam Sunder T, Swati J, Fathima A, Addepally UK, Rao HL, Rathi VM. Correlation of Back Optic Zone Radius measurement of rigid contact lenses with radiuscope and keratometer. *Cont Lens Anterior Eye*. 2012 Dec; 35(6):282-4.
95. Lee BW, Galor A, Feuer WJ, Pouyeh B, Pelletier JS, Vaddavalli PK, Lemelman BT, See C, Yoo SH. Agreement Between Pentacam and IOLMaster in Patients Undergoing Toric IOL Implantation. *J Refract Surg*. 2013 Feb;29(2):114-20
96. Leite MT, Weinreb RN, Zangwill LM, Rao HL, Alencar LM, Medeiros FA. Structure-Function relationships using the Cirrus Spectral Domain Optical Coherence Tomograph and Standard Automated Perimetry. *J Glaucoma* 2012 Jan;21(1):49-54.
97. Lindfield R, Vishwanath K, Ngounou F, Khanna RC. The challenges in improving outcome of cataract surgery in low and middle income countries. *Indian J Ophthalmol*. 2012 Sep-Oct;60(5):464-9.
98. Marmamula S, Ravuri CS, Boon MY, Khanna RC. A cross-sectional study of visual impairment in elderly population in residential care in the South Indian state of Andhra Pradesh: a cross-sectional study. *BMJ Open* 2013 Mar 15;3(3).
99. Marmamula S, Narsaiah S, Shekhar K, Khanna RC. Visual Impairment among Weaving Communities in Prakasam District in South India. *PLoS One*. 2013;8(2):e55924.
100. Marmamula S, Madala SR, Rao GN: Prevalence of uncorrected refractive errors, presbyopia and spectacle coverage in marine fishing communities in South India: Rapid Assessment of Visual Impairment (RAVI) project. *Ophthalmic Physiol Opt* 2012, Mar;32(2):149-55.
101. Marmamula S, Keeffe JE, Rao GN. Rapid assessment methods in eye care: an overview. *Indian J Ophthalmol*. 2012 Sep-Oct;60(5):416-22.
102. Mandal S, Basu S. Giant macular hole with Best's disease in a young boy. *Clin Exp Optom*. 2012 Nov;95(6):643-5.
103. Mathur A, Ashar J, Sangwan V. Mooren's ulcer in Children. *Br J Ophthalmol* 2012 Jun;96(6):796-800.
104. Meena M, Mittal R, Saha D. Trichilemmal cyst of the eyelid: masquerading as recurrent chalazion, Case Rep *Ophthalmol Med*. 2012; 2012:261414.
105. Mekala SR, Vauhini V, Nagarajan U, Maddileti S, Gaddipati S, Mariappan I. Derivation, characterization and retinal differentiation of induced pluripotent stem cells. *J Biosci*. 2013 Mar;38(1):123-34.
106. Mittal V, Fernandes M. Cotrimoxazole-resistant Nocardia sclerokeratitis: effective therapy with fourth-generation fluoroquinolones. *Can J Ophthalmol*. 2012 Dec;47(6):e58-60.
107. Mittal V, Gupta A, Sachdeva V, Kekunnaya R. Duane retraction syndrome with posterior microphthalmos: a rare association. *J Pediatr Ophthalmol Strabismus*. 2012 Aug 7;49 Online:e48-51.
108. Mohamed A, Sangwan VS, Augusteyn RC. Growth of the human lens in the Indian adult population: Preliminary observations. *Indian J Ophthalmol*. 2012 Nov-Dec;60(6):511-5.
109. Monga S, Ramappa M, Kekunnaya R, Chaurasia S, Rao H. Intraocular lenses in children. *Ophthalmology*. 2012 Jul; 119(7): 1503-4; author reply 1504-5.
110. Monga S, Gupta A, Kekunnaya R, Goyal S, Vemuganti GK, Sachdeva V. Childhood pterygium: a descriptive study of 19 cases presented to a tertiary eye care center. *Am J Ophthalmol*. 2012 Nov;154(5):859-864.e2.
111. Morini C, Gupta A, Kekunnaya R, Sachdeva V. Optic disc crescent and tilt. *Ophthalmology*. 2012 Sep;119(9):1942-3; author reply 1943.
112. Mulay K, Ali MJ, Reddy VA, Honavar SG. Orbital Plasmablastic Lymphoma: a clinico-pathological correlation of a rare disease and review of literature. *Clin Ophthalmol* 2012;6:2049-2057.
113. Murthy SI, Sati A, Sangwan V. Infectious scleritis mimicking severe ocular inflammation: atypical initial presentation. *BMJ Case Rep*. 2013 Feb 20;2013.
114. Nadig S, Velusamy N, Lalitha P, Kar S, Sharma S, Arakere G, Staphylococcus aureus eye infections in two Indian hospitals: emergence of ST772 as a major clone. *Clin Ophthalmol*. 2012;6:165-73.
115. Narayanan R, Chhablani J, Sinha M, Dave V, Tyagi M, Pappuru RR, Kuppermann BD. Efficacy of anti-vascular endothelial growth factor therapy in subretinal neovascularization secondary to macular telangiectasia type 2. *Retina*. 2012 Nov-Dec;32(10):2001-5.
116. Narayanan R, Tibra N, Mathai A, Chhablani J, Kuppermann BD. Sutureless 23-gauge versus 20-gauge vitrectomy with silicone oil injection in rhegmatogenous retinal detachment. *Retina*. 2012 May;32(5):1013-6.
117. Ozkan J, Willcox MD, de la Jara PL, Mandathara PS, Rathi VM, Thomas V, Holden BA. The effect of daily lens replacement during overnight wear on ocular adverse events. *Optom Vis Sci*. 2012 Dec; 89(12):1674-81.
118. Padhi TR, Samal B, Kesarwani S, Basu S, Das T. Optic disc doubling. *J Neuro Ophthalmol*. 2012 Sep;32(3):238-9.
119. Parke DW 3rd, Pathengay A, Flynn HW Jr, Albin T, Schwartz SG. Risk factors for endophthalmitis and retinal detachment with retained intraocular foreign bodies. *J Ophthalmol*. 2012;2012:758526.
120. Pathengay A, Flynn HW Jr, Isom RF, Miller D. Endophthalmitis outbreaks following cataract surgery: causative organisms, etiologies, and visual acuity outcomes. *J Cataract Refract Surg*. 2012 Jul;38(7):1278-82.
121. Pathengay A, Miller DM, Flynn HW Jr, Dubovy SR. Curvularia endophthalmitis following open globe injuries. *Arch Ophthalmol*. 2012 May;130(5):652-4.
122. Pothireddy R, Reddy KP, Senthil S, Rao HL. Posterior chamber toric phakic intraocular lenses for myopic astigmatism: First experience in India. *J Cataract Refract Surg*. 2012 Sep; 38(9):1583-9.
123. Puranik C, Chaurasia S, Ramappa M, Sangwan V, Balasubramanian D. Corneal chalcosis following blast injury. *Br J Ophthalmol*. 2012 May; 96(5):762.
124. Pujari A, Ali MJ, Mulay K, Naik MN, Honavar SG. The black lacrimal sac: a clinicopathological correlation of a malignant melanoma with anterior lacrimal crest infiltration. *Int Ophthalmol*. 2013 Mar 1. [Epub ahead of print] PubMed PMID:23456510.
125. Qureshi BM, Mansur R, Al-Rajhi A, Lansingh V, Eckert K, Hassan K, Ravilla T, Muhi M, Khanna RC, Ismat C. Best practice eye care models. *Indian J Ophthalmol*. 2012 Sep-Oct;60(5):351-7.

126. Ramappa M, Murthy SI, Chaurasia S, Singhla R, Rathi VM, Vemuganti GK, Sangwan VS. Lens-preserving excision of congenital hyperplastic pupillary membranes with clinicopathological correlation. *JAAPOS*. 2012 Apr;16(2):201-3.
127. Ramappa M, Pehere NK, Murthy SI, Chaurasia S, Rao HL, Sangwan VS. Rotational autokeratoplasty in pediatric patients for nonprogressive paracentral corneal scars. *Ophthalmology*. 2012 Dec;119(12):2458-62.
128. Ramappa M, Ashar J, Vaddavalli PK, Chaurasia S, Murthy SI. Endothelial keratoplasty in children: surgical challenges and early outcomes. *Br J Ophthalmol*. 2012 Aug; 96(8): 1149-51.
129. Rao A. Cataract Surgery in Primary Angle Closure: Can it Replace Iridectomy? *J Glaucoma* 2012 Apr-May;21(4):274; author reply 274-5.
130. Rao A, Padhi TR, Jena S, Mandal S, Das T. Atypical features of nonophthalmic malcula-a spectral domain OCT study. *BMC Ophthalmol*. 2012 Jun 6;12:12.
131. Rao A. Clear Lens Extraction in Plateau Iris with Bilateral Acute Angle Closure in Young. *J Glaucoma*. 2012 Jun 4. [Epub ahead of print] PMID: 22668984.
132. Rao A, Rao HL, Senthil S, Garudadri CS. Varied clinical course in plateau iris syndrome: a case series. *Semin Ophthalmol*. 2013 Jan;28(1):28-31.
133. Rao A. Normotensive pseudoexfoliation glaucoma-a new phenotype. *Semin Ophthalmol* 2012 May-Jul;27(3-4):48-51.
134. Rao A. Plateau Iris in Open-angle Glaucoma? *J Glaucoma*. 2012 Aug;21(6):431; author reply 431-2.
135. Rao A, Rao HL, Kumar AU, Babu JG, Madhulata U, Arthi J, Tukaram M, Senthil S, Garudadri CS. Outcomes of laser peripheral iridotomy in angle closure disease. *Semin Ophthalmol*. 2013 Jan;28(1):4-8.
136. Rao A, Sihota R, Srinivasan G, Gupta V, Gupta A, Sharma A. Prospective evaluation of optic nerve head by confocal scanning laser ophthalmoscopy after intraocular pressure control in adult glaucoma. *Semin Ophthalmol*. 2013 Jan;28(1):13-8.
137. Rao A, Sahoo B, Kumar M, Varshney G, Kumar R. Retinal Nerve Fiber Layer Thickness in Children <18 Years by Spectral-domain Optical Coherence Tomography. *Semin Ophthalmol*. 2013 Mar;28(2):97-102.
138. Rao A, Kumar M, B P, Varshney G. Relationship of Central Corneal Thickness and Intraocular Pressure by iCare Rebound Tonometer. *J Glaucoma*. 2012 Dec 3. [Epub ahead of print] PMID: 23221904.
139. Rao A. Clinical and Optical Coherence Tomography Features in Unilateral versus Bilateral pseudoexfoliation Syndrome. *J Ophthalmic Vis Res*. 2012 Jul;7(3):197-202.
140. Rao HL, Mungale SC, Kumbar T, Parikh RS, Garudadri CS. Evaluation of blotchy pigments in the anterior chamber angle as a sign of angle closure. *Indian J Ophthalmol*. 2012 Nov-Dec;60(6):535-9.
141. Rao HL, Babu JG, Addepalli UK, Senthil S, Garudadri CS. Retinal nerve fiber layer and macular inner retina measurements by spectral domain optical coherence tomograph in Indian eyes with early glaucoma. *Eye (Lond)* 2012 Jan;26(1):133-9.
142. Rao HL, Addepalli UK, Jonnadula GB, Kumbar T, Senthil S, Garudadri CS. Relationship Between Intraocular Pressure and Rate of Visual Field Progression in Treated Glaucoma. *J Glaucoma*. 2012 May 16 [Epub ahead of print] PMID: 22595936.
143. Rao HL, Yadav RK, Addepalli UK, Senthil S, Garudadri CS. Corneal birefringence measurements in normal Indian eyes. *Eye (Lond)* 2012 Dec;26(12):1589-91.
144. Rao HL, Jonnadula GB, Addepalli UK, Senthil S, Garudadri CS. Effect of Cataract Extraction on Visual field Index in Glaucoma. *J Glaucoma* 2013 Feb;22(2):164-168.
145. Rao HL, Senthil S, Choudhari NS, Mandal AK, Garudadri CS. Behavior of visual field index in advanced glaucoma. *Invest Ophthalmol Vis Sci*. 2013 Jan 14;54(1):307-12.
146. Rao HL, Venkatesh CR, Vidyasagar K, Yadav RK, Addepalli UK, Jude A, Senthil S, Garudadri CS. Retinal Nerve Fiber Layer Measurements by Scanning Laser Polarimetry With Enhanced Corneal Compensation in Healthy Subjects. *J Glaucoma*. 2013 Feb 19. [Epub ahead of print] PMID: 23429619.
147. Rao GN, Khanna RC, Athota SM, Rajshekar V, Rani PK. Integrated model of primary and secondary eye care for underserved rural areas: The L V Prasad Eye Institute experience. *Indian J Ophthalmol*. 2012 Sep-Oct;60(5):396-400.
148. Rathi VM, Sudharman Mandathara P, Vaddavalli PK, Dumpati S, Chakrabarti T, Sangwan VS. Fluid-filled scleral contact lenses in vernal keratoconjunctivitis. *Eye Contact Lens*. 2012 May;38(3):203-6.
149. Rath S, Sharma S, Mohapatra S, Roy A, Vemuganti GK, Balne P, Reddy A. Mixed Nocardia cyriacigeorgica and Staphylococcus aureus Infection in the Periocular Skin and Orbit in an Immunocompetent Adult. *Orbit*. 2012 Dec; 31(6):428-30.
150. Rathi VM, Mandathara PS, Vaddavalli PK, Srikanth D, Sangwan VS. Fluid filled scleral contact lens in pediatric patients: Challenges and outcome. *Cont Lens Anterior Eye*. 2012 Aug;35(4):189-92
151. Ravi K, Senthil S, Pesala V. Refractive surprise following implantation of correct powered intraocular lens-a real surprise! *Int Ophthalmol*. 2012 Dec;32(6):603-5.
152. Reddy JC, Basu S, Saboo US, Murthy SI, Vaddavalli PK, Sangwan VS. Management, clinical outcomes, and complications of shield ulcers in vernal keratoconjunctivitis. *Am J Ophthalmol*. 2013 Mar;155(3):550-559.e1.
153. Relhan N, Jalali S, Nalamada S, Dave V, Mathai A. Traumatic endophthalmitis presenting as isolated retinal vasculitis and white centered hemorrhages. Report of a case and review of literature. *Indian J Ophthalmol*. 2012 Jul;60(4):317-9
154. Rishi P, Rishi E, Gupta A, Swaminathan M, Chhablani J. Vitreous hemorrhage in children and adolescents in India. *J AAPOS*. 2013 Feb;17(1):64-9.
155. Roy A, Das S, Sahu SK, Rath S. Ultrasound Biometry vs. IOL Master. *Ophthalmology*. 2012 Sep;119(9):1937.e1-2.
156. Roy A, Sahu SK, Padhi TR, Das S, Sharma S. Clinico-microbiological characteristics and treatment outcome of sclera-corneal tunnel infection. *Cornea*. 2012 Jul;31(7):780-5.
157. Sachdeva V, Kekunnaya R, Gupta A, Bhoompally VR. Surgical management of bilateral esotropic Duane syndrome. *J AAPOS*. 2012 Oct;16(5):445-8.

158. Sachdeva V, Mittal V, Reddy PN, Rao HL, Kekunnaya R, Gupta A. Dose-effect relationship of medial rectus muscle advancement for consecutive exotropia. *J AAPOS*. 2012 Jun;16(3):314; author reply 314-5.
159. Somaraju Chalasani ML, Muppirla MG Ponnamp SP, Kannabiran C, Swarup G. A cataract-causing connexin 50 mutant is mislocalized to the ER due to loss of the fourth transmembrane domain and cytoplasmic domain *FEBS Open Bio* 2012 Nov 27;3:22-9.
160. Sahu C, Kumar K, Sinha MK, Venkata A, Majji AB, Jalali S. Review of endogenous endophthalmitis during pregnancy including case series. *Int Ophthalmol*. 2012 Dec 24. [Epub ahead of print] PMID: 23263732.
161. Sangwan VS, Basu S, MacNeil S, Balasubramanian D. Simple limbal epithelial transplantation (SLET): a novel surgical technique for the treatment of unilateral limbal stem cell deficiency. *Br J Ophthalmol*. 2012 Jul;96(7):931-4.
162. Sarkar S, Hasnat AM, Bharadwaj SR. Revisiting the impact of phenylephrine hydrochloride on static and dynamic accommodation. *Indian J Ophthalmol*. 2012 Nov-Dec;60(6):503-9.
163. Sati A, Ramappa M, Chaurasia S. Cataract following endothelial keratoplasty (EK) in a child *Medical Journal Armed Forces India*. 03 December 2012
164. Sati A, Ramappa M, Sharma N, Chaurasia S, Vemuganti G K, Kannabiran C, Garg P. Bilateral granular dystrophy: A clinicopathogenetic correlation after alcohol assisted debridement with phototherapeutic keratectomy. *Medical Journal Armed Forces India* 03 December 2012.
165. Sati A, Sangwan VS, Basu S, Kalaiselvan P. Boston keratoprosthesis for visual rehabilitation in porphyria cutanea tarda. *BMJ Case Rep*. 2013 Feb 1;2013.
166. Senthil S, Rao HL, Hoang NT, Jonnadula GB, Addepalli UK, Mandal AK, Garudadari CS. Glaucoma in Microspherophakia: Presenting Features and Treatment Outcomes. *J Glaucoma*. 2012 Oct 10. [Epub ahead of print] PMID: 23059485.
167. Sharma S. Diagnosis of fungal keratitis: current options. *Expert Opin. Med. Diagn*, 2012 Sep;6(5):449-55.
168. Shah NV, Vaddavalli PK, Chow JH, Roman JS, Shi W, Yoo SH. Prospective, Double-masked, Randomized Trial Comparing Lidocaine Gel to Tetracaine Drops in Femtosecond Laser-assisted LASIK. *J Refract Surg*. 2012 Oct;28(10):671-2.
169. Sheetz MJ, Aiello LP, Davis MD, Danis R, Beck T, Cunha-Vaz J, shari N, Berg PH, MBDL (Jalali S) and MBCU study group. The effect of oral PKC -beta inhibitor Ruboxistaurin on vision loss in 2 phase 3 studies. *Invest Ophthalmol Vis Sci*. 2013 Mar 11;54(3):1750-7.
170. Shukla D, Kalliath J, Srinivasan K, Neelakantan N, Rajendran A, Naresh KB, Behera UC. Management of rhegmatogenous retinal detachment with co-existing macular hole: a comparison of vitrectomy with and without internal limiting membrane peeling. *Retina*. 2013 Mar;33(3):571-8.
171. Sinha M, Jalali S, Nalamada S. Review of Endogenous endophthalmitis caused by Salmonella species including delayed onset Salmonella typhi endophthalmitis. *Semin Ophthalmol* 2012; May-Jul;27(3-4):94-8.
172. Taneja M, Ashar JN, Mathur A, Vaddavalli PK, Rathi V, Sangwan V, Murthy S. Measure of keratoconus progression in patients with vernal keratoconjunctivitis using scanning slit topography, *Cont Lens Anterior Eye*. 2013 Feb;36(1):41-4.
173. Thakkinstian A, McEvoy M, Chakravarthy U, Chakrabarti S, McKay GJ, Ryu E, Silvestri G, Kaur I, Francis P, Iwata T, Akahori M, Arning A, Edwards A, Seddon J, Attia J. The association between complement component 2/complement factor B polymorphisms and Age-Related Macular Degeneration: A HuGE Review and Meta-Analysis, *Am J Epidemiol*. 2012 Sep 1;176(5):361-72.
174. Toor GS, Basu S, Macneil S, Sangwan VS. Successful deep anterior lamellar keratoplasty following multiple failed limbal transplantations for chronic ocular burns. *BMJ Case Rep*. 2012 Sep 21; 2012.
175. Tummanapalli SS, Maseedupally V, Mandathara P, Rathi VM, Sangwan VS. Evaluation of corneal elevation and thickness indices in pellucid marginal degeneration and keratoconus. *J Cataract Refract Surg*. 2013 Jan;39(1):56-65.
176. Ummar S, Tibrewal S, Ramappa M, Kekunnaya RA. Atropine for treatment of myopia. *Ophthalmology*. 2012 Dec; 119(12):2653.
177. Vazirani J, Basu S. Role of topical, subconjunctival, intracameral, and irrigative antibiotics in cataract surgery. *Curr Opin Ophthalmol*. 2013 Jan;24(1):60-5.
178. Vendra VP, Chandani S, Balasubramanian D. The Mutation V42M Distorts the Compact Packing of the Human Gamma-S-cystallin Molecule, Resulting in Congenital Cataract. *PLoS One*. 2012;7(12):e51401.
179. Wallang B, Rath S, Sharma S. Nontuberculous mycobacterial infection after frontalis sling surgery using silicone rod. *J Ophthalmic Inflamm Infect*. 2012 Dec;2(4):219-21.
180. Wallang BS, Das S, Sharma S, Sahu SK, Mittal R. Ring infiltrate in Staphylococcal keratitis. *J Clin Microbiol* 2013 Jan;51(1):354-5.
181. Wang H, Chhablani J, Freeman WR, Chan CK, Kozak I, Bartsch DU, Cheng L. Characterization of diabetic microaneurysms by simultaneous fluorescein angiography and spectral-domain optical coherence tomography. *Am J Ophthalmol*. 2012 May;153(5):861-867.
182. Yau JW, Rogers SL, Kawasaki R, Lamoureux EL, Kowalski JW, Bek J, Chen SJ, Dekker JM, Fletcher A, Grauslund J, Haffner S, Hamman RF, Ikram MK, Kayama T, Klein BEK, Klein R, Krishnaiah S, et al. Global Prevalence and Major Risk Factors of Diabetic Retinopathy. *Diabetes Care* 2012 Mar;35(3):556-64.

Presentations

Javed Ali

International

- NUHS 2012, Singapore – 2 presentations: Diseases of the puncta; & What's our group's contribution to Dacryology.
- CUHK Grand rounds 2012, Hong Kong – 3 engagements: Lacrimal quiz; Challenging Dacryology Cases; & Recent advances in Dacryology.
- ISO-HK 2012, Hong Kong – 4 presentations: Puncta- more than what meets the eye; Diagnostic and Therapeutic Dacryoendoscopy; Mitomycin C in DCR: Does it really work; & Complex CNLDO and dual endoscopy in higher ages.
- OSB 2013, Dhaka – 2 presentations: Canalicular stenosis and its management; & What's happening in Lacrimal disorders.
- APAO-AIOS 2013, Hyderabad – 7 presentations: Management of a Failed DCR; NLD Recanalization; Orbital Fungal infections; Lacrimal infections; RBI Gene Mutations; What's new in CNLDO; & Pediatric upper lacrimal system disorders.

National

- Fusion 2012, Hyderabad – 4 presentations: Adult Balloon DCP; Canalicular blocks – workable solutions; Endoscopic CDCR; DCR: & Cornerstone in the evolution of Dacryology
- Evidence 2012, Hyderabad – 4 presentations: MMC: Is it just a feel good factor; Silicone intubation: Does it really work; Pediatric Lacrimal diseases; Recent advances in Dacryology'
- Consent 2012, Ahmedabad - Medicolegal concerns of an ophthalmologist.
- SDEH CME, 2012, Hyderabad - Pediatric Lacrimal disorders.
- NHRM-LVPEI Meet, 2012, Hyderabad - Pediatric Oculoplastic disorders.
- EyePEP 2012, Hyderabad – 6 presentations: What's new in Dacryology; Congenital lacrimal disorders; Tackling Entropion; How to do a good External DCR; Evaluation of lids, lacrimal system and orbits; & Positive side effects – The four letter words you love
- APOS 2012, Guntur – 8 presentations: Pediatric upper lacrimal system disorders; CNLDO – All you want to know; Lacrimal trauma; Principles of external dacryocystorhinostomy; Adult Balloon Dacryoplasty; Dual Endoscopy- Saving children from a DCR; Multimodal approach for an endonasal revision DCR; & Self-linked stents for pediatric external DCR.
- OPAI 2012, Amritsar – 3 presentations: What's new in Dacryology; Multimodal therapy for revision endonasal DCR; & Dacryology: Thinking beyond DCR
- KSOS-Future 2012, Bijapur - Recent Advances in lacrimal disorders
- VOA CME 2012, Vijayawada – 5 presentations: Lid mass – What is it; External DCR – Video lecture; Syringing and Probing – Video lecture; A case of Proptosis – How do I proceed; & Acute Dacryocystitis – What's new.
- NTR-UHS CME, GMC 2013, Hyderabad - Recent Advances in Dacryology.

Bhupesh Bagga

International

- ASCRS, San Francisco, USA – Paper presentation: Outcome of Neisseria keratitis; April 2013.

National

- Hormony 2012, Moradabad – 2 Invited Talks: Newer Antimicrobials; Paediatric Corneal Infections; December 2012.

Deepak Kumar Bagga

International

- 9 GA, IAPB, Hyderabad – Rapid Fire presentation and Poster presentation: Quality of Life in visually impaired Indian population; 17-20 September 2012.

National

- 27th Low vision Awareness Program (LAP), Hyderabad – Talk: Patients with low vision: examination is simple; 7 April 2012.
- Evidence 2012, Hyderabad – Talk: Low vision: need we despair; 31 May-3 June.
- 28th Low vision Awareness Program, Hyderabad – Talk: How can I help my patients with low vision; 21 September 2012.

Divya Balakrishnan

International

- 9 GA, IAPB, Hyderabad – Paper presentation: Evolving Trends of Retinopathy of Prematurity Over a Decade of the Indian Twin Cities ROP Study (ITCROPS); September 2012.
- EURETINA, Milan, Italy – 2 Paper presentations: Clinical Outcomes of Treatment of Optic Disc Pit with Neurosensory Detachment; & Indian Twin Cities ROP Study (ITCROPS) - Journey over a decade to combat the “third epidemic” of ROP; 6-9 September 2012.
- APAO-AIOS, Hyderabad – Poster: Clinical profile and surgical outcomes of persistent fetal vasculature (persistent hyperplastic primary vitreous) PHPV; 17-20 January 2013.

National

- Fusion 2012, Hyderabad – Talk: Pediatric Retina session, ROP – Can we win the war; 12-14 February 2012.
- Evidence 2012, Hyderabad – Talk: ROP session - Trends in ROP; June 2012.

D Balasubramanian

International

- National University of Taiwan - Lecture; 23 May 2012.
- C-TRACER-1 at Hyderabad, Coimbra, Portugal - Research progress; 28 June 2012.
- International Society for eye research meeting, Berlin – Lecture: Limbal Stem Cell Research and Therapy – CLET / SLET; 23 July 2012.
- TWAS, Tenenjin, China- Lecture: Limbal Stem Cell Therapy for the Cornea; 17 September 2012.
- International Conference on Ageing, Hong Kong – Lecture: Cataract as an Ageing Disease; 14-15 November 2012.
- Meeting of C-Tracer 3, Sao Paulo, Brazil – Lecture, Progress of Work at C-Tracer 1; 13-15 December 2013.
- APAO Hyderabad – Talk: Stem Cell Therapy at LVPEI; 17 January 2013.

National

- Punjab University, Chandigarh - Research talk: Molecular Aspects of Cataract; 16 April 2012.
- Narayana Medical College, Nellore – Lecture: L V Prasad Pyramid Model of Eye Care; 16 June 2012.
- Novartis Hyderabad – Talk: Molecular Aspects of Congenital Cataract; 30 July 2012.
- IIT Hyderabad – Lecture: Material Science and the Eye; 29 August 2012.
- IIT Hyderabad – Lecture: Translational Research in Ophthalmology; 3 October 2012.

- Meeting of Indian National Science Academy, Lucknow – *Convener: History of Indian Medical Traditions*; 14-16 October 2012.
- IIT, New Delhi – *Lecture: Functional Analysis of Optineurin - A Molecule of Importance in Glaucoma*; 22 October 2012.
- IISc, Bangalore – *Lecture: Contributions of G N Ramachandran on Protein Conformations*; 8 January 2013.
- Osmania University, Centre for International Programmes, Hyderabad – *Talk: Translational research on the eye*; 23 January 2013.
- IISER, Pune - 2 *lectures: Molecular Understanding of Congenital Cataract of the Lens; & Translational Research in Eye Care: the LVPEI Experience*; 6-7 February 2013.
- Bombay University, Mumbai - 2 *talks: Molecular Biology of Congenital Cataract; & Limbal Stem Cell Therapy*; 12 February 2013.

Praveen Kumar Balne

National

- Indian Eye Research Group - ARVO-India Chapter, 20th Annual Meeting, Hyderabad - *Poster presentation - Molecular Characterization of Microsporidia and Adenovirus associated with Epidemic Keratoconjunctivitis, (first author)*; 28-29 July 2012.
- 6th annual conference of IAMM Odisha Chapter 2012, Bhubaneswar – *Presentation: Evaluation of Multiplex PCR for the Diagnosis of Intraocular Tuberculosis*; 12 August 2012.

Seema Banerjee

National

Invited talks

- Sixth Annual Conference of Indian Optometry Association, Kerala Chapter – *Talk: Community Eye Care Services and CBR*; 8-9 December 2012.

Sayan Basu

International

- AAO, Chicago, USA – 4 *engagements: Instruction Course: Management of chronic Stevens Johnson Syndrome; Paper Presentation: Treatment of bilateral limbal stem cell deficiency; Poster presentation: Mucosal complications of osteo-odonto keratoprosthesis; Poster presentation: Simple Limbal Epithelial Transplantation*; November 2012.
- Massachusetts Eye and Ear Infirmary, Harvard Medical School, Boston, USA – 2 *Invited talks: Osteo-odonto Keratoprosthesis in Chronic Stevens Johnson Syndrome; & Limbal Stem Cell Therapy*; 15-16 January 2013.
- University of Rochester Medical Center, Rochester, USA - *Invited talk: Role of Imaging in the Management of Acute Corneal Hydrops and Antibiotic Prophylaxis in Cataract Surgery*; 15 March 2013.
- Ophthalmology and Visual Sciences Research Center, University of Pittsburgh Medical Center, Pittsburgh, USA - 2 *Invited talks: Limbal Biopsy as a Source of Stem Cells for Autologous Stromal Cell-based Therapy; & LVPEI Eye Health Pyramid*; 20-21 March 2013.

National

- Evidence 2012, Hyderabad – 3 *Engagements: Talk: Acute Corneal Hydrops; Talk: Management of Acute Chemical Injuries and Stevens Johnson Syndrome; Talk: Management of Chronic Stevens Johnson Syndrome: Dua's Course on Ocular Surface Diseases*; 2-3 June 2012.
- AIOS Post-Graduate Update (East-Zone), Regional Institute of Ophthalmology, Kolkata – *Talk: Limbal Stem Cells and Keratoprosthesis*; 22 June 2012.

Soumyava Basu

International

AAO, Chicago, USA – *Presentation: Polymerase Chain Reaction Outcomes in Clinically Predicted Tubercular Uveitis*; 10-11 November 2012

National

- Evidence 2012, Hyderabad – 3 *engagements: Faculty, Ocular tuberculosis; Panelist, Pow-Wow, Empirical vs Evidence - Which Way to Go; & Panelist, Uveitis and Inflammation*
- 4th Retnet India Meeting, Cochin – *Presentation: Ocular tuberculosis: retinal vs choroidal*; 21-22 July 2012.

Shrikant Bharadwaj

International

- Caledonian University, Glasgow, UK – *Presentation: Uncorrected astigmatism as an alternate strategy for optimizing near vision after cataract surgery.*
- Cardiff University School of Optometry & Vision Science, UK – *Presentation: Predicting the image quality of pseudophakic eyes with uncorrected astigmatism*

National

- Dr E Vaithilingam Memorial Scientific Session 2013, Chennai – *Presentation: Predicting the image quality of pseudophakic eyes with uncorrected astigmatism*; 17 March 2013.

Subhabrata Chakrabarti

International

- Indo-US Symposium, Novel Tools and Themes in Vision Sciences, Hyderabad – *Presentation: Molecular Epidemiology of quantitative traits associated with progression in age-related eye diseases*; 22-23 January 2013.
- APAO-AIOS, Hyderabad - *Presentation: Genomics of primary open angle glaucoma in India: The road ahead. Presented at the Genomics symposium*; 17-20 January 2013.
- Annual Postgraduate Review Week, UNSW, Sydney, Australia – *Presentation: Measures of scientific productivity and scientific misconduct*; 10-14 September 2012.
- Duke University Medical Center, North Carolina, USA - *Presentation: Genomics of glaucoma in India: Some recent results*; 1 May 2012.

National

- Guha Research Conference at the North Eastern Hill University, Shillong – *Presentation: Genomics of an age-related blinding disease*; 28 November 2012.
- Glaucoma Research Priorities Workshop, Aravind Eye Care Systems, Madurai – *Presentation: Genomics of glaucoma: An Indian perspective*; 1 October 2012.
- Vision Genomics Workshop, Aravind Eye Care Systems, Madurai – *Presentation: Genomics of age-related macular degeneration in the Indian scenario*; 2 October 2012.

Sunita Chaurasia

International

- APAO-AIOS, Hyderabad - *Poster presentation: Endothelial Keratoplasty: a review of indications at a tertiary eye care center in South-India*; 17-20 January 2013.
- 9 GA, IAPB, Hyderabad - 2 *Poster presentations: Endothelial Keratoplasty: a review of indications at a tertiary eye care center in South India; Neonatal keratitis: clinical presentation and management*; 17-20 September 2012.
- American Academy of Ophthalmology, Chicago, USA - *Instruction*

Course: Nightmares in pediatric cataract surgery; *5 Poster presentations:* Deep Anterior Lamellar Keratoplasty (DALK) in children of amblyogenic age group: Indications, Surgical Challenges and Outcomes; Outcomes of secondary intraocular lens implantation (IOL) in aphakic children: a five-year experience at a tertiary care center; Outcomes of keratoplasty by using pediatric donor cornea less than 3 years of age; Comparative outcomes of endothelial keratoplasty (EK) with or without stripping Descemet's membrane (DM); One year outcomes of pediatric lamellar keratoplasty: endothelial and deep anterior lamellar keratoplasty comparison with penetrating keratoplasty; November 2012.

National

- Eye PEP 2012, Hyderabad - 4 *paper presentations:* Evaluation of cornea and anterior segment; Phacoemulsification: Steps and surgical techniques; Penetrating keratoplasty: Evolution, eye banking, suturing and surgical techniques; Corneal dystrophy and corneal degenerations; 31 September -7 October 2012.
- Evidence 2012, Hyderabad - 4 *paper presentations:* Endothelial keratoplasty: Descemet stripping vs. Non stripping endothelial keratoplasty; Cataract: Cataract surgery in eyes with prior kerato-refractive procedures; Microbial keratitis: Newer anti-bacterial agents; Ocular Infections: Lens abscess-diagnosis and management; 31 May-3 June 2012.
- National Programme for Control of blindness: KID-ROP - *Presentation:* Corneal and anterior segment disorders in early childhood

Jay Chhablani

International

- APAO-AIOS, Hyderabad - 6 *Instruction courses:* Anti-VEGF trials in diabetic macular edema; Ranibizumab Trials in Age-related macular degeneration: review of clinical trials; Choroidal imaging; Parasitic diseases of the posterior segment; Autofluorescence - Advanced retinal diagnostics - getting under the skin of retinal diseases; Overcoming the mist of hazy media and tackling inadequate pupillary dilatation - Difficult situations in vitreoretinal surgery - prevention and management. 2 *Paper presentations:* Disruption of the photoreceptor inner segment/outer segment junction and external limiting membrane on spectral-domain optical coherence tomography are predictors of visual outcomes after primary epiretinal membrane surgery; Characterization and outcomes of scleral buckling (SB) and vitreoretinal surgery (PPV) in rhegmatogenous retinal detachments associated with ocular and oculocutaneous albinism. - 4 *Poster presentations:* Comparison between navigated laser system and conventional and PASCAL laser system; Spectral domain OCT features in fellow eyes of patients with idiopathic macular hole; Choroidal imaging using enhanced depth imaging (EDI) optical coherence tomography; Vitreous hemorrhage in polypoidal choroidal vasculopathy: incidence, clinical characteristics, and outcome of surgical management. - 2 *Video presentations:* Chorioretinal biopsy - surgical video; Navigated laser photocoagulation - a new frontier in retinal lasers
- EURETINA, Milan 2012 - *Paper presentation:* Spectral Domain OCT Features in Fellow Eyes of Patients with Idiopathic Macular Hole
- ARVO 2012, Fort Lauderdale, Florida - 7 *paper presentations:* Fluorescein Angiography And SD-OCT Analysis Of Lasered Microaneurysms In Diabetic Macular Edema; Safety And Efficacy Of Oral Fluorescein Angiography In Detecting Macular Edema Compared To Spectral Domain Optical Coherence Tomography; Disruption Of The Photoreceptor Inner Segment/outer Segment Junction And External Limiting Membrane On Spectral-domain Optical Coherence Tomography Are Predictors Of Visual Outcomes After Primary Epiretinal Membrane Surgery;

Correlation Between Visual Acuity And Subretinal Scarring Following Treatment Of Wet Age-Related Macular Degeneration; Vision Testing Algorithms For Time-dependent Stimuli In Patients With Macular Pathology; Image Guided Navigated Retinal Laser Treatments Using Multiple Image Modalities; The Best Functional Predictor of HIV Status in Relation to the Retinal Damage

- ASCRS, Chicago 2012 - *Paper presentation:* Automated Multimodal Vision Testing Device for Diagnostic Information That Correlates With Patient Complaints and Ocular Pathology
- AAO 2012, Chicago - *Video presentation:* Spectral Domain OCT-Integrated Navigated Retinal Laser Photocoagulation for Diabetic Macular Edema

National

- 21st Annual Conference of VRSI, Guwahati; 2 *Paper presentations:* Diagnosis of subretinal neovascularization (SRNV) secondary to idiopathic macular telangiectasia (IMT); & Clinical profile and long term outcome of scleral buckle infection/extrusion in south India. 2 *Poster presentations:* Pediatric vitreous hemorrhage: Etiology, clinical features and outcomes at a tertiary eye care center in India; & Microbiologic spectrum and susceptibility of isolates in scleral buckle infection; December 2012.
- AP Ophthalmological Society Conference 2012 - *Guest lecture:* AMD symposium - VEGF trap and Beyond anti-VEGF in AMD
- Retina CME 2012, Hyderabad - *Guest Lecture:* Management of DME
- Indian Eye Research Group - ARVO-India chapter - *Poster presentation:* Prophylactic Laser Photocoagulation Prevents Retinal Detachment in Eyes with Retinochoroidal Coloboma; July 2012
- Evidence 2012, Hyderabad - *Guest lecture:* Standard laser vs PASCAL vs NAVILAS- hype or reality

Nikhil Choudhari

International

- APAO-AIOS, Hyderabad - 9 *Engagements:* *Instruction course* on pediatric neuro-ophthalmology: Pediatric optic neuritis; *Invited talk:* Do blood tests are necessary in all cases of optic neuritis; *Instruction course* on investigations in neuro-ophthalmology: OCT in Neuro-ophthalmology; *Instruction course* on optic atrophy: Differentiating glaucomatous from non-glaucomatous optic neuropathy; *Instruction course* 'Optic disc edema: What next': True versus pseudo optic disc edema; *Instruction course* 'Optic disc edema: What next': Unilateral optic disc edema; *Poster presentation:* Glaucoma practice pattern in India; *Poster presentation:* Glaucoma in nanophthalmos; *Poster presentation:* Outcome of bleb needling; 17-20 January 2013.

National

- Evidence 2012, Hyderabad - 4 *Engagements:* *Talk:* Our experience of optic neuritis; *Case presentation and Discussion:* Normal Tension Glaucoma; *Case presentation and Discussion:* VKC and Glaucoma; *Surgical video presentation:* SICS + IOL + Trabeculectomy; 31 May-3 June 2012.
- Glaucoma CME, Bhubaneswar - 2 *Talks:* IOP and beyond; Rate of visual field progression: when and how to intervene; 21-22 July 2012.
- National CME, Sarojini Devi Eye Hospital, Hyderabad - *Talk:* Tonometry; 8 September 2012.
- Eye-PEP, Hyderabad - 3 *Talks:* Optic disc evaluation; Understanding optic neuritis; Peeking into the pupil - normal and abnormal; 3-4 October 2012.
- Glaucoma Society of India, annual meeting, Coimbatore - 4 *Invited talks:* Clinical evaluation of the optic disc; What is the implication of an isolated disc hemorrhage (as the only positive

finding) in a patient who has come for a routine eye check up (non glaucoma patient); A study of initial therapy for glaucoma in southern India: India Glaucoma Outcomes and Treatment (INGOT) study; If glaucoma is a 24 hour disease, why don't we consider the supine IOP in the risk management of our glaucoma patients as a routine; 5-7 October 2012.

- Andhra Pradesh Ophthalmic Conference, Guntur – 2 Engagements: *Invited video-based talk*: Technique of SICS+ IOL+ Trabeculectomy; *Invited talk*: Approach to a patient with optic disc pallor; 12-13 October 2012.
- Glaucoma Workshop, organized by Allergan, Chennai - *Invited Case Presentation*: Management of glaucoma in ICE syndrome; 24 February 2013.

Sujata Das

International

- Asia Pacific Academy of Ophthalmology (APAO) Annual Conference, Busan - *Invited Speaker*: The role of in-vivo confocal microscopy of fungal keratitis; 13-16 April 2012.
- APAO-AIOS. Hyderabad – 4 engagements: *Invited Faculty*, Reliability of Pachymetry after laser refractive surgery; *Instruction Course*, Garlands and Wreaths of Nocardia Keratitis; *Instruction Course*, Challenges in diagnosis and management of Fungal Keratitis, Das S, Sharma S, Mittal R; *Free Paper*: Donor and tissue profile of a community Eye Bank in Eastern India, (co-author); January 2013.

National

- Evidence 2012, Hyderabad – *Faculty*: My Way of Management of Parasitic Keratitis; 31 May – 3 June 2012.
- IERG ARVO-India Chapter 2012, Hyderabad - *Free Paper*: A prospective, double-masked, randomized, clinical trial to evaluate the efficacy of debridement in the treatment of keratoconjunctivitis caused by microsporidia; 28-29 Jul 2012.
- AIOC, Kochi – 2 Engagements: *Instruction Course*: Non-Viral Corneal Ulcer - Challenges and Tips for Management: Clinical Evaluation of a Case of Corneal Ulcer; *Invited Speaker*: My No 1 Pearl in Cornea: Sclero-Corneal Patch Graft for Tunnel Infection; 2-5 February 2013.

Taraprasad Das

International

- APAO, Busan – 4 Engagements: *Invited Speaker*: Central serous chorioretinopathy. Clinical features revisited; *Invited Speaker*: Trends and outcome of anti VEGF treatment in wet AMD in India; *Invited Speaker*: Endophthalmitis Kit (E-Kit); *Invited Speaker*: Optimal management of diabetic macular edema; 13-16 April 2012.
- ARVO, Ft Lauderdale, USA – *Poster*: Endophthalmitis Kit (E-Kit); 6-10 May 2012.
- Retina - Colombo, Sri Lanka - Subthreshold laser in diabetic retinopathy; and Management of venous occlusion- evidence based approach; 9-10 August 2012
- APAO-AIOS, Hyderabad – 2 Engagements: *Invited Faculty*: Advocacy in eye care in India and South East Asia; *Invited Faculty*: Computerized detection of lesions in diabetic retinopathy; January 2013.
- 9th General Assembly, IAPB, Hyderabad – *Presentation*: New Technology for image analysis in diabetic retinopathy; 17-20 Sep 2012.
- 7th Annual Meeting, Asia Pacific Vitreo Retinal Society, Hong Kong – *Presentation*: Trend of anti VEGF usage in India before and after CATT results; Dec 2012.
- World Ophthalmology Congress, Abu Dhabi - *Invited Speaker*: Pharmacotherapy in wet AMD; 16-20 February 2013.

National

- Symposium on Diabetic Retinopathy, Siliguri - *Invited faculty*: Clinical Management of Diabetic Retinopathy; 30 June 2012.
- IERG-ARVO-IC, Hyderabad - *Invited faculty*: Evaluation of an indigenous fundus camera in diabetic retinopathy screening; 28-29 July 2012.
- Retina 2012 - Aravinda Retina Vitreous Institute, Vijayawada - *Invited faculty*: Evolution, Utility and Future Direction of Intavitreal Pharmacotherapy; 5 August 2012.
- RP Center Update, New Delhi - *Invited faculty*: Application of new knowledge and technology in diabetic retinopathy care (Bharat Jha Azad Oration); March 2013
- Uttarakhand Society of Ophthalmology, Annual meeting, Corbett National park - *Invited faculty*: Application of molecular microbiology in management of endophthalmitis (CS Grover Oration); 27-28 October 2012.
- Vitreo Retinal Society of India - *Invited faculty*: EVS Recommendations 1995 vs. 2012, Sohan S Hayerh Oration; Dec 2012.
- Annual Meeting, Andhra Pradesh Society of Ophthalmology, Guntur - Diabetic retinopathy imaging: Is auto detection the future of screening; 12-14 October 2012.
- AVRTT, Ahmedabad - *Invited Speaker*: What can we expect from Eylea and Microplasmin; 17-18 March 2013.

Merle Fernandes

International

- ARVO, Fort Lauderdale, Florida - *Poster presentation*: Emergence of Pan-drug resistant Pseudomonas aeruginosa keratitis as a cause of Microbial keratitis; May 2012
- XXX ESCRS, Milan, Italy - *Chief Instructor for 2 courses*: Pediatric Penetrating Keratoplasty: To do or not to do; & Pediatric cataract surgery: Hard facts about soft cataracts; September 2012.

National

- CME, Chennai – *Moderator of Session*, April 2012
- Evidence 2012, Hyderabad – 2 engagements: *Co-instructor*, The Dua Course: Ocular Surface, -Surgical Technique of AMT for Shield ulcer, SJS, chemical injury; & Ant-histaminics or Mast Cell Stabilisers or both; & *Co-chair*, Ocular Surface Session
- APOS, Guntur - 3 engagements: *Chief Instructor*, Controversies in Pediatric Cataract Surgery; *Invited speaker*, Pediatric corneal problems, Pediatric Symposium; *Judge*, Swaroop's Video session; October 2012.
- CME, Rajamundry - *Invited speaker for 2 topics*: Emerging Trends in the Management of Dry Eye; & Differentiating Red Eyes; December 2012
- CME, Visakhapatnam - *Invited speaker*, Maximise Surface Health Prior to Cataract Surgery; January 2013

Prashant Garg

International

- Asia Pacific Academy of Ophthalmology 2012 in Busan, Korea - *Invited speaker*; 13-16 April 2012
- Annual meeting of Ocular Microbiology Immunology Group - *Chair & speaker*, Microbiology work-up in the diagnosis of Non-contact lens related Acanthamoeba keratitis
- AAO meeting – 2 engagements: *Poster*, Ocular manifestation of Herpes Zoster Ophthalmicus - prospective evaluation at a tertiary care center; & *Chair*, The controversies and dilemmas of managing ocular infectious diseases: point-counterpoint
- APAO-AAO - *Senior instructor of invited course*: Atypical keratitis; *Talk 1*: Introduction of the course classical clinical features of various corneal infections; *Talk 2*: Parasitic infections; *Talk 3*: Infection of suture-less cataract surgery wound

- 3rd Asia Cornea Society Meeting, Manila – 3 engagements: *Talk 1*: Multi-drug resistant Pseudomonas Keratitis; *Talk 2*: Quality assurance, training and research in eye banking; *Chair* of session on corneal infections
- 18th Annual conference, Kyoto Cornea Club - *Invited speaker*, Microsporidia infection of cornea – a unique and challenging disease
- APAO-AIOS meeting, Hyderabad – 9 engagements: *Invited speaker* and *program committee member* of APAO Conference for Educators - Models of Team and Team training; *Speaker* for an Instruction course: Donor dislocation - prevention and management; *Speaker* in Symposium: Innovation in teaching and learning, *Webinar* – LVPEI experience; *Speaker* in Symposium: Teams in Ophthalmology, *Talk* – Team care and team learning at L V Prasad; *Chair and Speaker* at ICO symposium: Accreditation and certification – best practices, *Talk* – Models of Physician certification; *Invited speaker* at Breakfast Symposium: Basivance – a novel chlorofluoroquinolone, *Talk* – Ocular infection management in India; *Instruction course*: Unusual corneal pathogens – know, learn and treat, *Talk* – Acanthamoeba keratitis – recognize these rings; *Instructor for a wet-lab session* on DSEK; *Chairman* of the Hyde Park Session 1; 16–20 January 2013.
- Symposium ‘Cornea and Refractive Surgery Today’, Tel Aviv - *Invited speaker for 4 Talks*: Lamellar keratoplasty for microbial keratitis; Emerging Challenges of microbial keratitis; Acanthamoeba keratitis – Indian Experience; & Evidence based management of fungal keratitis; 28 February-1 March 2013.

National

- Lucknow Ophthalmic Society - *Invited speaker for 2 topics*: Evidence based management of fungal keratitis; & Know your antimicrobials; 14 July 2012.
- Karimnagar Ophthalmic Society - *Invited speaker for 2 topics*: Community management of corneal ulcer; & How to make choice of antibiotics for the treatment of corneal ulcer; 11 August 2012.
- Kolkata Ophthalmic Society - *Invited speaker*: Round table discussion on ocular infections - choosing antibiotic therapy for ocular surface infections and surgical prophylaxis
- Annual Meeting of Eye Bank Association of India, Barakpur, West Bengal - *Invited speaker*: Slit lamp evaluation of donor tissue; 22 September 2012.
- Delhi Ophthalmic Society, Cornea symposium - *Invited speaker for 3 topics*: Parasitic infections of cornea; Therapeutic keratoplasty; & Choice of antibiotics for corneal ulcer management; 23 September 2012.
- Advisory Board Meeting on management of Dry Eye Diseases, Hyderabad – *Presentation*: Dry eye – disease burden and unmet need; 10 February 2013.

Usha Gopinathan

International

- 9 GA, IAPB, Hyderabad - *Invited Faculty*: Development and Implementation of Quality Assessment Tools for Eye Care Centres in India; 17-20 September, 2012.
- APAO-AIOS, Hyderabad - *Invited Faculty for 3 topics*: Eye Bank Model for Developing Countries; Eye Bank Medical Standards and Accreditation; & Quality Management Implementation – QMI; 17-20 January 2013.

National

- Vision 2020: The Right to Sight, India South Zone Members Meet, Hyderabad – Participant: Bringing equity in Eye Care Services; 19 May 2012.

- VISION 2020: The Right to Sight-India, 8th Annual General Body, Meeting 35th Board, Madurai - *Invited Faculty*: Checklists: Why are they important in getting things right; 21-22 July 2012.
- Organ Retrieval Banking Organisation (ORBO), New Delhi - *Invited Guest* to the Second National Consultation of the series to develop ‘Guidelines for Tissue Donor Screening, Tissue Retrieval and Tissue Tracking’; 18 August 2012.
- 4th Annual National CME on Eye Banking of Eye Bank Association of India, Barrackpore, Kolkata - *Invited Faculty*: HCRP: Current Status in India; 22 September, 2012.
- Lions Aravind Institute of Community Ophthalmology (LAICO), Madurai - *Invited Participant*: Systems Thinking for Eye Care Delivery – For Achieving Universal Coverage in Eye Care; 23-25 September, 2012.

Vijaya K Gothwal

International

- 9 GA, IAPB, Hyderabad – 2 engagements: *Talk*: Rapid-fire presentation, Impact of Retinoblastoma on Family Functioning and Parent Quality of Life in India; & *Poster presentation*: Impact of Visual Impairment on school-going children in India; 17-20 September, 2012.

National

- 27th Low Vision Awareness Program, Hyderabad - *Course Co-ordinator* and *In-house faculty*; 7 April 2012.
- Evidence 2012, Hyderabad - *Invited speaker*: Professional Practice and Technology: Has Technology changed the way we serve individuals with low vision and blindness; 31 May-2 June 2013.
- XX Indian Eye Research Group meeting, ARVO-India Chapter, Hyderabad - *Invited speaker*: Measuring patient’s perspectives; 28-29 July 2012.
- 27th Low Vision Awareness Program, Hyderabad - *Course Co-ordinator* and *In-house faculty*: Modern management of low vision (adults and children); 21 September 2012.
- Eye-PEP 2012, Hyderabad - *Invited speaker*: What is low vision and how do we deal with; 30 September-7 October 2012.

Rajat Jain

International

- APAO-AIOS, Hyderabad – 2 engagements: *Free Paper*: Anatomical and Visual Outcomes of Descemetopexy in Post-Cataract Surgery Descemet’s Membrane Detachment (first author); & *Poster Presentation*: Clinical outcomes of Corneal Graft Infections caused by multi drug resistant Pseudomonas aeruginosa (first author); January 2013.

Subhadra Jalali

International

- 5th Asia Pacific Vitreoretinal society (APVRS) meeting, Hong Kong - *Invited speaker*: Innovations and refinements in surgical techniques for infantile retinal diseases; 14-16 December, 2012.
- The Third World ROP Meet, China – *Presentation*: Stage 5 ROP: Demographics and clinical profile of patients referred to a tertiary eye care centre in India (first author); 12-14 October 2012.
- 9 GA, IAPB, Hyderabad – *Poster presentation*: Procedures, Successes and Future directions based on more than a decade of ROP operational research: The Indian Twin Cities ROP Study (ITCROPS) experience (first author); 16-20 September 2012.
- Second World Congress of Paediatric Ophthalmology and Strabismus (WCPOS), Milan – 2 engagements: *Invited chairperson* and *speaker* to in the electrophysiology section, *Talk*: What can we learn about neuroretinal development based on ERG in regressed

ROP; *Invited speaker* to Paediatric retina symposium: Paediatric retinal dystrophies: an overview; 5-10 September 2012.

- APAO-AIOS, Hyderabad – 6 engagements: *Presentation*: Preferred practice Patterns: Familial exudative vitreoretinopathy; *Presentation*: Familial exudative vitreoretinopathy: Paediatric retina symposium; *Instruction course*: Electrophysiology: Ocular imaging; *Post-graduate teaching course*: Evaluation of a patient with unexplained visual loss; *Video-assisted training in surgical retina*: Neonatal and infantile retinal surgical techniques; *Video presentation*: Neonatal and infantile retinal surgical techniques; 17-20 January 2013.

National

- District Eye hospital, Sanga Reddy - *Presentation*: Importance of ROP screening and launching ROP and NES Program under NRHM; 12 March 2013.
- District Eye hospital, Mehboobnagar – *Presentation*: Importance of ROP screening and launching ROP and NES Program under NRHM; 4 January 2013.
- District Eye hospital, Khammam – *Presentation*: Importance of ROP screening and launching ROP and NES Program under NRHM; 15 March 2013.
- District Eye hospital, Adilabad – *Presentation*: Importance of ROP screening and launching ROP and NES Program under NRHM; 15 February 2013.
- District Eye hospital, Karimnagar – *Presentation*: Importance of ROP screening and launching ROP and NES Program under NRHM; 22 March 2013.
- District Eye hospital, Nizamabad – *Presentation*: Importance of ROP screening and launching ROP and NES Program under NRHM; 19 April 2013.
- District Eye hospital, Nalgonda – *Presentation*: Importance of ROP screening and launching ROP and NES Program under NRHM; 22 February 2013.
- Ophthalmic Anaesthesia Conference, Indian Society of Anaesthesiologists, Hyderabad - *Invited speaker*: Neonatal vision and issues in anaesthesia from Ophthalmologists perspective; 7 April 2013.
- 7th Founders' Day, Advanced Eye Centre, PGI Chandigarh - *Dr. N D Lakhanpal Memorial Lecture*: Non-ROP Neonatal Retinal diseases; 8 March 2013.
- Indian Medical Association (IMA), Hyderabad - *Dr. S N Mathur Memorial lecture*: Newborn eye screening and Retinopathy of Prematurity; 16 March 2013.
- Indo-US Science and Technology Forum, Novel Tools and Themes in Vision Sciences, Hyderabad – *Presentation*: Challenges in paediatric vision neurosciences; 21-22 January 2013.
- Regional Eye hospital, Warangal - *Presentation*: Importance of ROP screening and launching ROP and NES Program under NRHM; 18 December 2012.
- Indian Association of Paediatrics, Hyderabad - *Dr. B B Jha Oration* of the National Neonatology Chapter: The Indian Twin Cities ROP study (ITCROPS): Lessons learnt in our 15 years journey from journals to cribs; 4 November 2012.
- Second National seminar by Sight Savers International to set-up nodal training centres on ROP, AIIMS, New Delhi – *Invited expert*: Experiences in training programs for ROP. Invited as an expert to second, 28-29 July 2012.
- Aravind Eye Hospitals, Madurai – *Invited speaker to Grand Rounds*: Dos and Dons of ROP management; 19 July 2012.
- Aravind Eye Hospitals, Madurai - *Invited speaker*: Variations and Interpretation of ERG; 19 July 2012.
- First Bangalore Ophthalmological Society meeting BOS-Summit 2012, Bangalore – 2 engagements: *Invited speaker*: Posterior segment complications of cataract surgery; & *Invited panelist*:

Lucentis versus Avastin and Macugen in adults and babies - Role of anti-VEGF in Ophthalmology; 24 June 2012.

- Evidence 2012, Hyderabad – 3 engagements: *Presentation*: The art of communication to parents and children: From evidence to Practice; *Presentation*: Neonatal endogenous endophthalmitis-protocol based management strategies; *Presentation*: Surgical principles and videos for neonatal vitreoretinal surgeries; 31 May 31- 3 June 2012.

Parthasarathi Kalaiselvan

International

- 9 GA, IAPB, Hyderabad - 2 *Poster presentations*: Visual rehabilitation with rigid gas permeable contact lens in post lasikkeratectasia (first author); Barriers to refractive error service in Sri Lanka from eyecare providers' perspective (first author); 17-20 September 2012.
- APAO-AIOS, Hyderabad - *E-Poster presentation*: Correlation between examiners performing corneal topography and pachymetry indices using OrbscanIIz corneal topography system in keratoconus (first author); 17-20 January 2013.

National

- 48th Indian Contact Lens Education Program (ICLEP), Hyderabad - *In-house faculty*: 30 June-2 July 2012.
- 49th Indian Contact Lens Education Program (ICLEP), Hyderabad - *In-house faculty*: 5-9 December 2012.
- Indian Eye Research Group (IERG)–ARVO – India Chapter 20th Annual Meeting, Hyderabad - *Paper presentation*: Spherical rigid gas permeable contact lens management in post radial keratotomy (first author); 28-29 July 2012.
- Eye PEP 2012, Hyderabad - *In-house faculty*: 31 September-7 October 2012.
- The 12th Dr E Vaithilingam Memorial Scientific Session, Chennai - *Paper presentation*: Intra and Inter-Observer Repeatability of Corneal Topography and Pachymetry Indices in Keratoconus using OrbscanIIz Corneal Topography System (first author); 12 March 2013.

Chitra Kannabiran

International

- APAO-AIOS Annual Meeting, Hyderabad - 2 engagements: *Chair & invited speaker*: Symposium on eye genetics; & *Faculty, instruction course*: Genetics in Ophthalmology; 17-20 January 2013.

Sarita Kar

National

- Indian Eye Research Group – ARVO - India Chapter, 20th Annual Meeting, Hyderabad – *Poster Presentation*: Methicillin Resistance and Antibiogram of Staphylococcal isolates from ocular infections and healthy normal conjunctiva (first author); 28-29 July 2012.
- Indian Association of Medical Microbiologists - Odisha Chapter, 6th Annual Meeting, Bhubaneswar - *Poster Presentation*: Prevalence of methicillin resistance among staphylococci isolated from ocular infections and healthy normal conjunctiva and their antibiogram (first author); 12 August 2012.

Inderjeet Kaur

International

- 28th APOA Congress, Hyderabad - *Invited talk*: Genetics of Retinopathy of Prematurity; 17-20 January 2013.
- ARVO meeting - 2 *Poster presentations*: Genetic Screening of Tspan12, Ndp and Fzd4 Genes in Indian Patients with Retinopathy of Prematurity; & Quantitative Analysis of Vitreous

Humor Reveals Distinct Protein Profiles in Patients with Retinopathy of Prematurity.

National

- Evidence 2012, Hyderabad - *Invited talk*: Immunobiology of age related macular degeneration; 31 May 31- 3 June 2012.
- IERG-ARVO-IC 2012, Hyderabad – *Organizer*; 27-28 July 2012
- Overcoming Boundaries: A Common Vision for Translational Eye Research, Hyderabad – *Moderator* for session; 31 October - 2 November 2012.
- Indo-US Science Technology Forum, Hyderabad - *Moderator* for a session on Biology of Retina
- 6th International Conf-GMDMM13-VMRC, Hyderabad - *Invited talk*: Biomarkers for Retinopathy of Prematurity: a potentially blinding disorder in premature babies; February 2013.

Ramesh Kekunnaya

International

- AAPOS 2012 annual meeting, San Antonio, USA – 5 *engagements*: *Workshop/Symposium*: Extra-large Strabismus Surgical Management; *Workshop/Symposium*: Non-Strabismus Case Session: Case presentation; *Workshop/Symposium*: What's New in Pediatric Ophthalmology in 2012; *Oral Paper*: Analysis of prediction error of IOL in children less than 2 years; 25-28 March 2012.
- 2nd World Congress of Pediatric Ophthalmology & Strabismus, Milan, Italy - *Member*, Organizing Committee; *Presentation*: Visual outcome of pediatric cataract surgery in children less than 6 months; *Session Chair*: Strabismus Techniques; *Workshop Instructor*: Strabismus surgery and capsulotomy course; *Presentation*: Strabismus surgery under topical anesthesia Sep 7-9, 2012,
- ESCRS 2012, Milan, Italy - *Invited speaker/panelist*: Main symposium on cataract and refractive surgery in children
- Research collaborative meeting with Neuroscience team, University of Hamburg, Germany - *Guest lecture*: Visual rehabilitation after pediatric cataract surgery.
- AAO Annual Meeting 2012, Chicago – 5 *engagements*: *Instruction course*: Nightmares in Pediatric Cataract surgery; *Instruction course*: What's new in Pediatric Ophthalmology & Strabismus; *Paper*: Secondary IOL implantation: A decade long analysis of visual outcome and safety; *Video*: Evaluation of Nystagmus; & *Video*: Management of challenging Pediatric cataract cases; 9-13 November 2012.
- ISO 2012 meeting, Hongkong – 3 *engagements*: *Session Chair*: Restrictive strabismus; *Invited Speaker*: Challenges in the management of pediatric cataract in developing countries; *Invited Speaker*: Myopic strabismus fixus; 14-16 December 2012.
- APAO AIOS meeting, Hyderabad – 7 *engagements*: *Invited Speaker*: Surgical options for Duane syndrome; *Invited Speaker*: Evaluation of disc edema: Papilloedema; *Invited Speaker*: Pediatric Cataract: Infant cataract surgery; *Invited Speaker*: Congenital optic disc anomalies; *Invited Speaker*: Practical pearls in infantile esotropia; *Paper*: Modified loop myopexy: Surgical outcomes; *Case presentation*: Neuroophthalmology symposium; 17-20 January 2013.
- World through child's eye: Pediatric Ophthalmology Symposium, Children's Hospital, University of Pittsburgh Medical Center, Pittsburgh - *Invited talk*: No way it's in my muscle; 8 November 2012.

National

- DOS Annual Conference, New Delhi - *Invited faculty/ Moderator*: Strabismus Surgery Session: Inferior Oblique Surgery; 6-8 April 2012.

- CME in Pediatric Ophthalmology, Wankaner, Gujarat – 3 *Presentations*: Recent advances in strabismus; Lessons learnt from imaging in strabismus; & Pediatric cataract: challenges; 1 July 2012.
- Focus 2012, Bombay Ophthalmic Association annual meeting, Mumbai – 3 *engagements*: *Invited talk*: Pediatric cataract session: Pediatric cataract challenges; *Invited talk*: Pediatric ophthalmology session: Hemostasis and topical anaesthesia for strabismus surgery; *Chair*: Pediatric ophthalmology session: interesting cases; 4 August 2012.
- CME on Pediatric cataract surgery, Mangalore - *Invited faculty for 5 topics*: Biometry, IOL choice in children; vision rehabilitation and amblyopia management; Pediatric cataract challenges; Surgery in special situations; & Interactive session; 28 August 2012.
- Cataract Surgery CME, Giridhar Eye Institute, Cochin – 2 *Presentations*: Biometry and IOL selection in children; & Current techniques of Pediatric Cataract surgery; 15-16 September 2012.
- AIOS Post graduate education program, Nagpur – 3 *Invited talks*: Evaluation of Strabismus Case; Management of complex strabismus; & Strabismus surgery; 30 September 2012.
- Harmony 2012, Pediatric Ophthalmology CME, Moradabad – 4 *engagements*: *Invited speaker*: Surgical options for 6th nerve palsy; *Invited speaker*: Surgical options for pediatric cataract surgery; *Invited speaker*: DVD: Diagnosis & Management; *Invited speaker*: IO weakening procedure; 22-23 December 2012.
- APAWMR (Andhra Pradesh association for the welfare of the mentally retarded) meeting, Hyderabad – *Invited speaker*: Evaluation of vision in children with visual impairment; 9 February 2013.
- National conference on early intervention, NIMH, Hyderabad - *Invited speaker*: Evaluation of vision in children with multiple disabilities; 8-9 March 2012.
- Annual APOS meeting, Guntur – 6 *engagements*: *Presentation*: Management of 6th nerve palsy; *Presentation*: Evaluation of disc edema case; *Presentation*: Pediatric Cataract: Challenges; *Presentation*: Congenital optic disc anomalies; *Presentation*: Concepts of amblyopia; *Paper*: Modified loop myopexy: surgical outcomes; 14-17 October 2012.

Rohit Khanna

International

- Indonesian Association of Ophthalmology, West Java region – 3 *Invited talks*: How to screen for refractive error in the community; How to increase cataract surgical rates; & Diabetes Eye Care Service Delivery: LVPEI Eye Health Pyramid; 31 March - 1 April 2012
- APAO-AIOS, Hyderabad - *Invited talk*: Prevention of Blindness Symposium on Financing of ophthalmic service in the Asia-Pacific area; Topic: Financial Sustainability and Capacity Building in Community Vision Centers: A Multi Faceted Approach; 18 January 2012.
- ARVO, Fort Lauderdale, USA - *Poster Presentation*: Cataract, visual impairment, blindness and risk of mortality in the rural sample of the Andhra Pradesh Eye Disease Study (APEDS), India at 10-13 years follow up (first author); 6-10 May 2012.
- 9 GA, IAPB, Hyderabad - *Presentation*: Impact of routine monitoring of cataract surgery in rural hospitals in Andhra Pradesh, India; *Presentation*: Validation of referral pattern and diagnosis of eye diseases by Vision Technicians (VT) against an ophthalmologist at Vision Centres (VC) in rural India; 17-20 September 2012.

National

- Evidence 2012, Hyderabad – *Invited talk*: Training and Career

Opportunities and Caring for the Underprivileged

- VISION 2020 workshop, Sankara Nethralaya, Chennai - *Invited talk*: Media & its role in elimination of avoidable blindness; Topic: Burden and Challenges of avoidable blindness in India: an overview, 10 December 2012.

Jyothi Korani

International

- 9 GA, IAPB, Hyderabad - *Presentation*: Utilizing school teachers for addressing visual impairment for school screening sustainability; 17-20 September 2012.

S. Krishnaiah

International

- Asia Pacific Academy of Ophthalmology (APAO) Congress 2012, Busan, South Korea - *Invited Speaker*: Nutrition and AMD; 13-16 April 2012.

National

- IERG, Hyderabad - *Oral presentation*: Modeling the Risk of Age Related Macular Degeneration & its Predictive Comparisons in a Population in South India; 28-29 July 2012.
- World Breast Feeding Conference, New Delhi - *Poster Presentation*: Awareness about breast feeding practices and vitamin A deficiency among mothers in Srikakulam district of Andhra Pradesh, South India; 6-9 December 2012.

Addepalli Uday Kumar

International

- 9 GA, IAPB, Hyderabad - *Presentation*: Agreement between glaucoma specialists and optometrists in gonioscopy and optic disc assessment; 17-20 September 2012.

Savitri Maddileti

National

- 20th Annual Meeting of the Indian Eye Research Group (IERG), Hyderabad - *Poster presentation*: In vivo survival and proliferation of cultured limbal epithelial cells transplanted from plasma polymer-coated contact lenses (first author); 28-29 July 2012.

Anil K Mandal

National

- Evidence 2012, Hyderabad - 5 engagements: *Invited faculty*: Live surgical demonstration of Combined Trabeculectomy-Trabeculectomy on a 6 month old child presented with congenital glaucoma; *Oral presentation*: Holistic care for Children with Glaucoma; *Oral presentation*: Trabeculectomy - Complications and Management; *Panelist*: Diagnosis of Pediatric Glaucoma; & *Panelist*: Surgical Management of Pediatric Glaucoma; 31 May - 3 June 2012.
- Glaucoma Update, Bhubaneshwar - *In house faculty for 2 topics*: How can you improve the outcome of Trabeculectomy; & Recent advances in the management of Developmental Glaucoma; 21-22 July 2012.
- 20th Annual Meeting of the Indian Eye Research Group (IERG), Hyderabad - *Presentation*: A twenty-year follow-up study of Primary Developmental Glaucoma (PDG): The LVPEI experience; 28-29 July 2012.
- Delhi Ophthalmological Society - *Invited faculty* for subspecialty workshop on glaucoma: Management of pediatric glaucoma; 5 August 2012.
- Hyderabad Ophthalmologist's Association - *Invited faculty for 2 topics*: Role of CAI in the management of adult and pediatric glaucoma; & Improving outcomes in Trabeculectomy; 19 August 2012.

- CME on behalf of National Rural Health Mission, Hyderabad - *In house faculty*: Glaucoma in infants; 25 September 2012.
- EYE-Pep 2012, Hyderabad - *In house faculty for 2 topics*: Trabeculectomy that works; & Developmental Glaucoma; 30 September - 7 October 2012.
- 22nd Annual Conference of the Glaucoma Society of India, Glaucons 2012, Coimbatore - *Invited faculty*: Advances in the surgical treatment of congenital glaucoma; 5-7 October 2012.
- APAO-AIOS, Hyderabad - 3 engagements: *Instruction course*: The Developmental Glaucomas: Diagnosis and Management; *Co-chairperson for symposium*: The optic nerve head complex; *Video presentation*: Management of congenital glaucoma associated with sticker syndrome; 17-20 January 2013.
- Glaucoma Basic Masters Course, Vijayawada - *In house faculty for 3 topics*: Techniques of trabeculectomy and combined cataract and glaucoma surgery; Management of complications of glaucoma filtering surgery; & How to evaluate and manage childhood glaucoma; 17 March 2013.

Preeji Mandathara

International

- 9 GA, IAPB, Hyderabad - *Poster presentation*: Visual rehabilitation in ectatic cornea following corneal collagen cross linking (first author); 16-20 September 2012.
- APAO-AIOS, Hyderabad - *Poster presentation*: The effect of corneal collagen cross linking on contact lens fitting (first author); 17-20 January 2013.

National

- IERG (Indian Eye Research Group) meeting, Hyderabad - *Poster presentation*: Scleral contact lenses in the management of patients who had unsuccessful refractive surgery (first author); 28-29 July 2012.
- Evidence 2012, Hyderabad - *Invited speaker*: Management of complex refractive errors; 31 May - 3 June 2012.
- Dr E Vaithilingam Memorial Scientific Session, Chennai - *Best Paper Award*, Contact Lens Session: The effect of corneal collagen cross linking on contact lens fitting (first author); 12 March 2013.

Indumathi Mariappan

National

- Faculty Development Program on Stem Cells, School of Biosciences and Technology (SBST), VIT University, Vellore - *Invited talk*: Stem cells for regenerative medicine: Current perspectives and future challenges; 4 October 2012.
- Indo-US Science and Technology Forum on "Novel tools and themes in vision sciences, Hyderabad - *Invited talk*: Cell therapy for retinal regeneration: A possibility or myth; 21-22 January 2012.
- 36th All India Cell Biology Conference, Bhabha Atomic Research Centre (BARC), Mumbai - *Poster Presentation*: Derivation of retinal cells from human embryonic stem cells (first author); 17-19 October 2012.

Srinivas Marmamula

National

- Evidence 2012, Hyderabad - *Invited talk*: Service Delivery Models for Refractive Errors and Presbyopia

Annie Mathai

International

- APAO-AIOS, Hyderabad - 2 *Instruction courses*: Posterior segment inflammatory diseases; Management of sight threatening uveitis; 17-20 January 2013.

National

- Evidence 2012, Hyderabad - *Instruction course*: Infectious uveitis; 31 May-2 June 2012.
- Retina CME, LVPEI, Hyderabad - *Speaker and Panelist*: Retinal Vein Occlusions; 2 September.
- Andhra Pradesh Ophthalmic Society, Guntur - 3 *Engagements*: *Invited speaker*: Symposium on AMD; *Instruction course*: Infectious uveitis; *Instruction course*: Diabetic Retinopathy; 12-14 October 2012.
- Eye India 2012 Conference, H V Desai Eye Hospital, Pune - *Invited faculty*; 3-4 November 2012.
- USI meeting, Bhubaneswar - *Invited faculty*: 1-2 December 2012.
- Retnet teaching program for PGs, Anand Eye Institute, Hyderabad - *Invited faculty*: 2-3 March 2013.
- CME on Uveitis, Hyderabad Ophthalmic Association, Hyderabad - *Invited faculty and session chair*; 24 March 2013.

Ruchi Mittal

National

- Evidence 2012, Hyderabad - *Faculty*: What happens when the pathologist misses the bus; 31 May - 3 June 03.
- Eye Pep-2012, Hyderabad - 4 *Presentations*: Basic Techniques in ocular pathology; Pathology of Ocular surface; Pathology of Uvea and Retina; & Pathology of Orbit and Adnexa; 30 September - 3 October 2012.
- Twin Cities Meet, Bhubaneswar - *Presentation*: Challenges in Ophthalmic Pathology; 15 November 2012.

Ashik Mohamed

International

- The 28th Asia-Pacific Academy of Ophthalmology Congress APAO-AIOS 2013, Hyderabad - *E-Poster*: Endothelial Keratoplasty: a review of indications at a tertiary eye care center in South-India (first author); 17-20 January 2013.
- 9 GA, International Agency for the Prevention of Blindness (IAPB), Hyderabad - *Poster presentation*: Endothelial Keratoplasty: a review of indications at a tertiary eye care center in South India (first author); 17-20 September 2012.
- XX Biennial Meeting of the International Society for Eye Research (ISER), Berlin, Germany - *Poster presentation*: Ultrastructure of a Human Developmental Cataract: Preliminary Observations (first author); 21-25 July 2012.

National

- Indian Eye Research Group (IERG)-ARVO - India Chapter 20th Annual Meeting, Hyderabad - *Poster presentation*: Ultrastructure of a Human Developmental Cataract: Preliminary Observations (first author); 28-29 July 2012.

Neha Mohan

International

- APAO-AIOS, Hyderabad - *Poster Presentation*: Clinicomicrobiologic profile of explanted scleral buckles; January 2013

Shashi Mohan

National

- VISION 2020 India AGM Meeting, Madurai - *Invited talk*: Understanding the requirements and considerations in establishing vision centres.

Bikash Chandra Mohanta

International

- 9 GA, IAPB, Hyderabad - *Poster Presentation*: Eye Healthcare

seeking behaviour of the rural elderly in Mayurbhanj district of Odisha- an exploratory study; 17-20 September 2012.

Sirajum Monira

National

- IERG-ARVO, Hyderabad - *Poster Presentation*: Preference of low vision devices in advanced juvenile and adult primary open angle glaucoma patients in a tertiary eye care center in eastern India (first author); 28-29 July 2012.

Somasheila Murthy

International

- 3rd EuCornea meeting and 30th Congress of the European Society of Cataract and refractive surgeons meeting, Milan, Italy - 3 *posters and 2 free paper presentations*; 8-13 September 2012.
- APAO-AIOS, Hyderabad - 3 *engagements*: *Free paper, Poster presentation, invited talk in instruction course on ocular pathology*; 17- 20 January 2012.

National

- Evidence 2012, Hyderabad - *Invited speaker*: Fuch's endothelial Uveitis, Pediatric Uveitis and Non-negotiable concepts in Quality eye care; 31 May - 3 June 2012.
- Indian Eye Research Group-ARVO-India Chapter, 20th Annual Meeting, Hyderabad - *Paper presentation*: Safety and efficacy of a new technique in refractive surgery: Femtosecond Lenticule Extraction (FLEX) used of the correction of myopia: 3-month results; *Four posters presented*; 28-29 July 2012.
- Hyderabad Ophthalmology Association quarterly CME - *Presentation*: Medical management of infectious keratitis, Corneal wound construction: blade versus laser; 15 April 2012.
- Eye PEP 2012, Hyderabad - *Faculty*, multiple talks; 3 October 2012.
- CME on Uveitis and Keratitis, Khammam Ophthalmology Association - *Invited faculty*; 26 August 2012.
- Hyderabad Ophthalmology Association quarterly CME - *Invited speaker*: recurrent anterior uveitis; August 2012.
- CME for PG students, Sarojini Devi Eye Hospital, Hyderabad - *Invited faculty*: talks on uveitis; 15 September 2012.
- Eye Education annual meeting, Eyedu Foundation - *Invited faculty*, five participations: 23 September 2012.
- User's meeting on multifocal intraocular lenses: conducted by ALCON Inc, *Invited speaker*; 30 September 2012.
- Karnataka Ophthalmological Society annual meeting, Bijapur - *Invited speaker*; 3-4 November 2012.
- Eye Education CME, Eyedu Foundation, Guwahati - *Invited speaker*; 25-26 November 2012.
- 12th annual meeting of the Uveitis Society of India (USI), Bhubaneswar - *Invited faculty*; 1-2 December 2012.
- National meeting, Update on Keratoconus, Narayana Nethralaya, Bangalore - *Invited speaker*; 15-16 December 2012.
- Hyderabad Ophthalmology Association quarterly CME - *Speaker and organizer*: Uveitis and ocular inflammation; 22 March 2013.

Milind Naik

International

- Nottingham Eye Symposium, Nottingham, UK - *Invited faculty*; 27 January 2012.
- World Ophthalmology Congress, Abu Dhabi - *Invited faculty*; 15-19 February 2012.
- Annual Meeting of the Asia Pacific Society of Ophthalmic Plastic & Reconstructive Surgery, Singapore - *Invited faculty*; 24-26 August 2012.

- World Congress of Paediatric Ophthalmology & Strabismus, Milan, Italy - *Invited Faculty*: 6-8 September; 2012.

National

- All India Ophthalmological Society, Annual Meeting - 2-5 February 2012.
- Fusion 2012, Hyderabad - *Organizer and Faculty*; 12-14 February 2012.
- Oculoplasty CME, Vasan Eye Care, Bangalore - *Invited faculty*; 15 July 2012.
- Bombay Ophthalmological Society, Annual Meeting, Mumbai - *Invited faculty*; 3-5 August 2012.
- Oculoplasty CME, Poona Ophthalmological Society, Pune - *Invited faculty*; 4 March 2013.

Raja Narayanan

International

- Indian AMD Meet, Dubai - *Presentation*: Management of IPCV; July 2012,
- APAO-AIOS joint meeting, Hyderabad - *Presentation*: Combination treatment in AMD; Jan 2013.

National

- Evidence 2012, Hyderabad - 2 *Presentations*: Non-responders in ARMD; & Mactel; June 2012.
- VRSI Annual Meeting, Guwahati - 3 *Presentations*: Management of retinal vein occlusions; Retinal Angiomatous Proliferation; & Management of IPCV; December 2012.

Rajeev R Pappuru

International

- APAO-AIOS, Hyderabad - 4 *Presentations*: IC on OCT; IC on Uveitis Masquerade Syndrome; Surgical management of ocular complications in AIDS; SD OCT; 17-20 January 2013.

National

- Evidence 2012, Hyderabad - *Instruction course*: Endogenous endophthalmitis; 31 May-3 June 2012
- CME, Cochin - 2 *Presentations*: Fundus Autofluorescence; Newer frontiers in Oct Imaging; 15 July 2012.
- RetNet Meeting, Cochin - *Presentation*: Secondary adenocarcinoma; 21 July 2012.
- Retina CME, LVPEI, Hyderabad - *Presentation*: Chronic Central Serous retinopathy, 2 September 2012.
- APOC, Guntur - 3 *Presentations*: Chorioretinal biopsy in Uveitis; Surgical management of diabetic macular edema; Treatment for recalcitrant CNVM; 12-13 October 2012.

Avinash Pathengay

International

- ARVO, Fort Lauderdale, Florida, USA - *Poster presentation*: Polymicrobial endophthalmitis; May 2012.
- APAO-AIOS, Hyderabad - *Instruction course* on Endophthalmitis; 17-20 January 2012.

National

- Evidence 2012, Hyderabad - 2 *Engagements*: *Invited speaker*: Ocular Toxoplasmosis; *Invited speaker*: Prophylaxis following intravitreal antiVEGF injections; June, 2012
- SN Alumni meet, Chennai - *Invited speaker*: Controversies in the management of endophthalmitis; 1 July 2012.
- Fourth RETNETINDIA meet - *Moderator and Chairperson*; 21-22 July 2012.

- Focus 2012 Meet, Mumbai - 2 *Engagements*: *Invited speaker*: Acute retinal necrosis: Controversies and management; *Invited speaker*: Practical tips in the management of Ocular toxoplasmosis; 3-5 August 2012.

- APSOS, Guntur - *Instruction course*: Intravitreal injection; 12-14 October 2012.
- Immunology meeting, Visakhapatnam - *Invited speaker*: Eye in rheumatic disease; November 2012.
- DUSN, VRSI, Guwahati - *Invited speaker*; 6-8 December 2012.
- Junior RETNETINDIA Meet - *Moderator*; 1 March 2013.
- Hyderabad Ophthalmic Association - *Invited speaker*: Uveitis and ocular inflammation; 24 March 2013.

Niranjan K Pehere

International

- APAO-AIOS, Hyderabad - 4 *Engagements*: *Paper*: Cognitive visual dysfunction in children with cerebral visual impairment: a tool for assessment; *Poster*: Intracranial tumor being misdiagnosed as amblyopia- 3 cases; *Video*: a. Assessment of vision in children; *Video*: Dealing with strabismus in high myopia; January 2013.

National

- Evidence 2012, Hyderabad - 5 *Presentations* as co-instructor for instruction courses: Assessment of vision in children; Strabismus due to neuromuscular disorders; Neonatal endogenous endophthalmitis; Long term outcomes of surgery for intermittent exotropia; Inferior oblique myectomy versus inferior oblique recession; 31 May-2 June 2012.
- Eye-PEP 2012, Hyderabad - 3 *presentations*: Localization of lesion in neuro-ophthalmic disorders; Paralytic strabismus; How to learn and pass exams too; 31 September-7 October 2012.
- Eye Update, CME 2012, Latur, Maharashtra - 10 *presentations*: Prescribing glasses in children; Trends in amblyopia management; Basics of squint evaluation; Overview of esotropia; Management of exotropia; Demystifying head tilt; Complex strabismus; Basics of extraocular muscle recession and resection; Complications of squint surgery; Improving outcomes of squint surgery; 19 August 2012.
- CME: Pediatric cataract update, Vijayawada Academy of Ophthalmology, Vijayawada - *Presentation*: Preoperative evaluation of a child with cataract; 30 September 2012.
- Annual state conference of Indian Academy of Pediatrics, Vijayawada - *Invited guest lecture*: *Presentation*: Eye examination in a busy pediatrician's clinic; 10 November 10 2012.
- CME: Oculoplasty update, Vijayawada Academy of Ophthalmology, Vijayawada - 2 *presentations*: Essentials of congenital nasolacrimal duct obstruction; Day-to-day oculoplasty disorder in children; 30 December 2012.

Giridhar Pyda

International

- 9 GA, IAPB, Hyderabad - *Presentation*: Addressing equity through Community Assisted and Financed Eye Care (CAFE) (first author); 17-20 September 2012.

National

- IERG- Indian Eye Research Group, 20th Annual Meeting, Hyderabad - *Presentation*: Addressing equity through Community Assisted and Financed Eye Care (CAFE); 28-29 July 2012.

V Rajashekar

National

- VISION 2020 India AGM Meeting, Madurai - *Invited talk*: Video on ICARE Vision centre model

Brinda Ramachandran

International

- 9 GA, IAPB, Hyderabad - *Presentation*: A prospective study to report the impact of consent on cornea retrieval; 17-20 September 2012.
- APAO – AIOS Congress, Hyderabad - *Invited speaker*: 2 topics: DSEK – the role of the eye bank; & Managing performance with metrics; 17-20 January 2013

National

- 4th National Eye Bank CME, Barrackpore, Kolkata – *Presentation*: Donor cornea distribution & shipping, record keeping & data management; 22-23 September 2012.

Charanya Ramachandran

International

- ARVO, Ft Lauderdale, Florida, USA – Comparison of limbal stem cell growth on a synthetic polymer scaffold and human amniotic membrane (first author).

National

- AICB, Mumbai - Limbal stem cell culture on a synthetic polymer scaffold and human amniotic membrane (first author).
- IERG 2012, Hyderabad – Comparison of epithelial cell growth on a synthetic polymer scaffold and human amniotic membrane (first author).
- 36th All India Cell Biology Conference, BARC, Mumbai – Poster presentation: Comparison of limbal epithelial cell growth on a synthetic polymer scaffold and human amniotic membrane (first author); 17-19 October 2012.
- 20th Annual Meeting of the Indian Eye Research Group (IERG), Hyderabad - *Poster presentation*: Comparison of limbal epithelial cell growth on a synthetic polymer scaffold and human amniotic membrane (first author); 28-29 July 2012.

Muralidhar Ramappa

International

- AAO 2012 meeting – Chicago, USA – 7 engagements: *Instruction course*: Nightmares in pediatric cataract; *Poster presentation*: Deep Anterior Lamellar Keratoplasty (DALK) in children of amblyogenic age group: Indications, Surgical Challenges and Outcomes; *Poster presentation*: Outcomes of secondary intraocular lens implantation (IOL) in aphakic children: a five-year experience at a tertiary care center; *Poster presentation*: Outcomes of keratoplasty by using pediatric donor cornea less than 3 years of age; *Poster presentation*: Comparative outcomes of endothelial keratoplasty (EK) with or without stripping Descemet's membrane (DM); *Poster presentation*: Therapeutic penetrating keratoplasty (TPK) for the non-resolving infective keratitis (IK) in HIV sero-positive cohort: A 5-year experience at a tertiary eye care center; *Video presentation*: Moonlight Phacoemulsification in a case of corneal haze due to stromal dystrophy.
- ASCRS 2013, San Francisco, USA – 4 engagements: *Free paper*: Re-Interventions For Any IOL Placed In Childhood: Indications, Intraoperative Challenges And Outcomes; *Poster presentation*: Congenital corneal keloid in a pediatric age group: A clinical and histopathological correlation after successful Deep Anterior Lamellar Keratoplasty (DALK); *Poster presentation*: Spontaneously detached descemet membrane in axenfeld Reiger anomaly managed using Intracameral (c3f8) injection; Clinical outcomes of Descemet stripping automated endothelial keratoplasty in Irido corneal endothelial syndrome.

Padmaja Rani

International

- Retina Association Meeting, Colombo, Sri Lanka – 2 *Invited talks*: Epidemiology and screening of Diabetic Retinopathy; & Retinopathy of Prematurity: Medical Management.
- 9 GA, IAPB, Hyderabad - *Invited talk*: Integrating Primary Eye Care and Primary Health
- APAO-AIOS 2013, Hyderabad – *Poster Presentation*: Study of electroretinogram (ERG) in children with regressed retinopathy of prematurity (ROP) (first author); 17-20 January 2013.
- World ROP Congress, Shanghai, China - 2 engagements: *Invited talk*: Indian Twin cites ROP Screening Program; *Poster presentation*: Demographic and clinical Profile of Stage V ROP patients referred to a Tertiary eye care Unit, South India; 14-16 October 2012.

National

- Evidence 2012, Hyderabad - *Invited talk*: Literature review of laser treatment protocols for ROP

Abhishek Ranjan

International

- APAO-AIOS, Hyderabad – *Free paper*: Donor and tissue profile of a community eye bank in eastern India;

Aparna Rao

International

- APAO-AIOS, Hyderabad - *E-Poster*: Normotensive pseudoexfoliation glaucoma new phenotype (first author); January 2013.

National

- Glaucoma Update, Vijayawada – 2 engagements: Imaging in glaucoma; & Ahmed glaucoma valve March 2013.
- OSOCON, Puri - Invited Faculty: Optic disc evaluation in glaucoma; December 2012.
- Glaucoma Society of India, Coimbatore - *Invited Faculty*: Gonioscopy-types and techniques; October 2012.

Gullapalli N Rao

International

- International Study Meeting, Pontifical Council for Health Care Workers in collaboration with Christian Missions for the Blind in the World (CBM – Italia), Vatican City - Non-Sighted People: 'Master I Want to See', *Session Moderator, Round Table*: NGOs: Protagonists in the fight against avoidable blindness; 2-5 May 2012.
- ARVO Annual Meeting, Fort Lauderdale, Florida, USA – *Invited talks, 2 Sessions* – *Session*: Building an Enduring Vision Research Enterprise - A Tribute to Carl Kupfer, Topic: Building International Partnerships; & *Session*: Advocacy and Fund Raising for Vision Research, Topic: LVPEI Research Experience; 6-10 May 2012.
- 9th General Assembly, IAPB, Hyderabad – 3 *Invited talks*: *Session* - Eye Care for Everyone in India: Success Stories, Topic: Community Ophthalmology: Reach the Unreached, LVPEI Model; Eye Health in the developing World; & *Subspecialty Training*; 17-20 September 2012.
- Asia Cornea Society Meeting, Manila, Philippines - *Plenary speaker*: Global corneal blindness: Can we tackle it effectively; 28-29 November 2012.
- Johns Hopkins Carey Business School, Baltimore, USA – *Invited talk*: LVPEI: Paying and Non Paying Patients, Pricing Policy; 27 February 2013.

National

- Dr. Y. Nayudamma Memorial Lecture, Acharya Nagarjuna University in Guntur district - *Invited lecture*: Eye Research and Impact on Eye Health; 29 September 2012.
- Eye-PEP, Hyderabad - *Invited talk*: What can L V Prasad Eye Institute Offer; All about LVPEI; 1-7 October 2012.
- Wellcome Trust – LVPEI meeting, 'Overcoming Boundaries: A Common Vision for Translational Eye Research', Hyderabad – *Invited talk*: L V Prasad Eye Institute: Translating ophthalmic research: Challenges and learning; October 31-2 November 2012
- Prof. V. Lakshminarayanan Centenary Oration Lecture, BITS, Pilani - *Invited talk*: Research, Education and Public Good; 11 January 2013.
- Academia Ophthalmologica Internationalis Lecture, All India Ophthalmologica Society, Hyderabad - *Invited talk*: Quality Eye Care at the Bottom of the Pyramid; 16 January 2013.
- SightLife Annual Meeting, New Delhi - *Invited talk*: Spotlight on RIEB: 5000 + Transplants; 2 March 2013.

Suryasnata Rath

International

- Research Day, University of British Columbia, USA - *Oral Presentation*: Comparison of Ann Arbor and TNM-based Staging System to Predict Outcome in Ocular Adnexal Lymphoma; 27 April 2012.
- Canadian Ophthalmological Society 2012, Toronto, Canada - *Oral presentation*: Lacrimal Sac Dacryoliths: Clinical, histopathological and microbiological characteristics.
- APAO-AIOS, Hyderabad – 4 engagements: *Instruction Course*: Lacrimal surgery: old to new; *Invited Faculty*: ITEDS thyroid symposium: VISA classification of thyroid eye disease; *Free Paper*: Comparison of Ann and TNM-based staging system to predict outcome in Ocular Adnexal Lymphoma; *Poster presentation*: Lacrimal sac dacryoliths: clinical, microbiological and histopathological study; January 2013.
- Asia-Pacific Society of Ophthalmic Plastic and Reconstructive Surgery (APSOPRS), Singapore – *Presentation*: Comparison of Ann Arbor and TNM-based staging system to predict outcome in Ocular Adnexal Lymphoma (winner of NHG Eye Institute Award of Merit in Intermediate category - token cash prize & plaque); 23-25 August 2012.

National

- Oculoplastic Association of India (OPAI), 23rd Annual meeting, Amritsar – 3 engagements: *Invited talk*: Nonendoscopic endonasal DCR; *Free paper*: Comparison of Ann Arbor and TNM-based staging system to predict outcome in Ocular Adnexal Lymphoma; *Free paper*: Lacrimal sac dacryoliths: A clinical, histopathological and microbiological study; 26-28 October 2012.

Varsha Rathi

National

- Cornea Unplugged, Hyderabad – *Debate*: Contact lens is a better option in keratoconus;
- Evidence 2012, Hyderabad – *Presentation*: Role of the Scleral Contact lens (BOSP or PROSE) in Management of Patients with Chronic Limbal Stem Cell Deficiency and Dry Ocular Surface, The Dua Course on Ocular Surface Disorders; *Presentation*: Role of the Scleral Contact lens (BOSP or PROSE) Choosing the Right Patient for CXL on collagen cross linking, Focus group meeting; 3 June 2012.
- Eyeducation 2012, Consolidating and looking ahead – 3 Engagements: *Presentation*: Contact lens for keratoconus: let the surgeon take the backseat; *Debate*: Cyclosporine is not the drug of first line of management of dry eye; *Session moderator*:

Forefront: The debate goes on. Some issues always polarize the ophthalmic world; 23 September 2012.

- CME at SDEH, Hyderabad – *Presentation*: Chemical injuries; 10 September 2012.
- Hyderabad Ophthalmological Society meeting - *Case presentation*: Scleral lens in keratoconus and post surgical eyes; 19 August 2012.
- 48th ICLEP, Hyderabad – *Program in-charge*, Myopia and vision correction options; *Presentations*: Contact lenses options for keratoconus;
- 49th ICLEP, Hyderabad - *Program in-charge*: Basic and Advanced courses; *Presentations*: Myopia and vision correction options; Ocular response to contact lens wear; SCL complications: non-infective; Contact lens options in Keratoconus; Scleral lens; 5-7 December 2012.
- First National Debate on Keratoconus, Bangalore – *Panelist*: Contact lenses; *Invited talk*: Scleral contact lenses; 15-16 December 2012.
- Workshop on contact lens fitting, MGM Hospital, Raipur, Chattisgarh – 4 *Presentations*: Soft contact lens fitting; RGP fitting; Rose K fitting; Soft toric lens fitting; 9 March 2013.
- All India Ophthalmological Society, Hyderabad – *Paper*: Small diameter scleral contact lens: challenges and outcome (best paper in Contact Lens section); January 2012.

Vanita Pathak-Ray

International

- APAO-AIOS, Hyderabad – 2 *Paper/poster presentations*: Biometric Parameters in Persistent Irido-corneal Angle Occludability post Laser Peripheral Iridotomy; Rescue of failing or failed trabeculectomy blebs with needling and adjunctive mitomycin C in Indian eyes; 2 *Videos*: Portable, non-corneal, trans-palpebral tonometry with Diaton; Resolution of bilateral chronic hypotonous maculopathy following fortuitous management of bleb leak with autologous and heterologous donor tissue; 17-20 January 2013.
- Cardiff University, Knowledge Economy Partnership Meeting, Cardiff, UK - *Invited talk/ lecture*: Teaching at LVPEI/BLSO; January 2013.

National

- IERG – ARVO-India Chapter, Hyderabad – 2 *Engagements: Paper/poster presentation* Biometric Parameters in Persistent Irido-corneal Angle Occludability post Laser Peripheral Iridotomy; *Paper presentation*: Dynamic Iris Volume Changes with Anterior Segment Optical Coherence Tomography in Persistent Irido-Corneal Angle Occludability Post Laser Peripheral Iridotomy; July 2012.
- Glaucoma Society of India, Coimbatore – 4 *Engagements: Paper presentation*: Biometric Parameters in Persistent Irido-corneal Angle Occludability post Laser Peripheral Iridotomy; *Invited talk/ lecture*: In India, Primary Tubes are justified; *Video*: Portable, non-corneal, trans-palpebral tonometry with Diaton; *Video*: Performance of Mitomycin C Needling at the Slit lamp in Indian eyes; October 2012.
- Glaucoma CME, Vijayawada – 3 *Invited talks*: Optic Disc Assessment in Glaucoma; My technique of twin-site surgery; AADI valve insertion; March 2013.
- Kolkata Academy of Ophthalmology, Kolkata - *Invited talk/ lecture*: Valves and Tubes will replace Trabeculectomy in the near future; January 2013.
- Eye-PEP 2012, Hyderabad – 5 *Invited talks/ lectures*: Comprehensive Eye Examination- why and how; IOP and Glaucoma; Optic Disc assessment in Glaucoma; Lasers in glaucoma; Newer surgeries in Glaucoma; October 2012.

- Knowledge Economy Partnership Seminar, organised at University of Hyderabad - *Invited talk/ lecture*; Cardiff University, LVPEI and BLSO – My Journey; September 2012
- Glaucoma CME, Bhubaneswar – 2 *Invited talks/ lectures*: Optic Disc Assessment in Glaucoma; Newer surgeries in Glaucoma; July 2012.
- Evidence 2012, Hyderabad – 3 *Invited talks/ lectures*: Glaucoma – Open and Shut case; Twin site glaucoma surgery; Needling with MMC; June 2012.

Ashutosh Richhariya

International

- ARVO 2012, Fort Lauderdale, Florida, USA - *Oral Presentation*: Quantification of Changes in Optical Properties of Cornea with Stress In Vitro (first author); May 2012.

Virender Sachdeva

International

- 2nd WCPOS, Milan, Italy – 3 *engagements*: *Oral Presentation (Symposium)*: Efficacy of split hours part time patching vs part time patching in the treatment of anisometropic amblyopia (first author); *Oral Presentation (Symposium)*: Sensory nystagmus-visual function, visual outcomes and OCT features (first author); *E-poster*: Utility of Low Vision devices in children referred to Low Vision Clinic (first author); 7-10 September 2012.
- 9th Jakarta Eye Center (JEC) Saturday Seminar, Jakarta, Indonesia – 3 *engagements*: *Chair and speaker* on the Session on Pediatric Ophthalmology; *Presentation*: Current Concepts in Amblyopia Management; & Pediatric Ophthalmoplegia; 19-20 May 2012.
- APAO-AIOS, Hyderabad – 5 *engagements*: *Invited Talk*: Pediatric Ophthalmoplegia at the Pediatric Neuro-ophthalmology Symposium; *Instruction course*: Challenging Cases at investigations in neuro-ophthalmology: what next IC; *Chief Instructor*, Pediatric neuro-ophthalmology Symposium; *Free paper*: Comparison of applanation biometry vs partial coherence interferometry for doing biometry in children under general anesthesia; *Debate presentation*: Pros: Do we need systemic Investigations in All cases of Optic Neuritis at neuro-ophthalmology Symposium; Jan 17th-Jan 20th, 2013.

National

- Evidence 2012, Hyderabad – 3 *engagements*: *Invited Speaker*: Prediction error: Can we prevent it; *Video presentation*: Consecutive exotropia; *Co-Chair*, session on Neuro-ophthalmology 31 May–3 June 2012.
- XXth Annual meeting of IERG, India-ARVO Chapter – *Free paper*: Correlation of OCT structure and visual function in patients with optic atrophy (first author); 28-29 July 2012.
- 36th Annual meeting of Andhra Pradesh Ophthalmological Society, Guntur – 5 *engagements*: *Chief Instructor/ Convenor*: Pediatric Neuro-ophthalmology Symposium; *Free paper*: V Raghavachar Session: Normative Data base of optic Disc RNFL distribution in Indian pediatric children (first author); *Free paper*: Hyde Park Session: Correlation of OCT structure and visual function in patients with optic atrophy (first author); *Poster presentation*: Sri Kiran Poster session: Utility of Low Vision devices in children referred to Low vision Clinic (first author); *Poster presentation*: Sri Kiran Poster session: Sensory nystagmus- visual function, visual outcomes and OCT features (first author); 12-15 October 2012.

Virender S Sangwan

International

- Asia Cornea Society Meeting, Manila, Philippines – 2 *Invited*

talks: Outcome of Pediatric CLET; & Boston KPro: Indications, Outcome, and complications; 27–30 November 2012.

- American Academy of Ophthalmology, Chicago, USA – 5 *engagements*: *Invited faculty* for Uveitis Subspecialty Day: Mooren's or Terrien's or something Ominous; *Poster presentation*: Clinical outcome of SLET; *Instruction course*: Allergic Eye Disease (Senior Instructor); *Instruction course*: End-stage corneal disease: Expert opinion (Senior Instructor); *Instruction course*: Chemical Injuries: Management (Co-instructor); 9-13 November 2012.
- The Inflammation and ocular Surface focus Group, Toronto, Canada - *Invited Speaker*; 11-13 October 2012.
- Stem Cell Society Singapore (SSCS) Symposium 2012, Singapore – *Group discussion*: Cell-based Therapy for Ocular Surface Reconstruction: Long-term Outcome; 6-7 September 2012.
- The University of Sheffield at the Kroto Research Institute humanitarian Research Symposia, Sheffield, UK – *Invited speaker*: Cell-based therapy for ocular surface reconstruction; 25 June 2012.
- ARVO 2012, Fort Lauderdale, Florida, USA – *Invited speaker*: Tissue Engineering of Ocular Tissues: Where Are We; 6-10 May 2012.
- 8th KPro Study Group meeting, Miami, USA – 3 *engagements*: *Invited speaker*: Osteo-Odonto Keratoprosthesis: Initial Experience Using a Four Staged Technique; *Invited speaker*: Boston Type 1 Keratoprosthesis for Bilateral Corneal Blindness: The Indian Experience; *Invited speaker*: Management of Bilateral Limbal Stem Cell Deficiency (LSCD): Kpro versus Limbal Allograft; 12 May 2012.
- APAO-AIOS, Hyderabad – 6 *engagements*: *Invited speaker*: Outcome of Pediatric CLET; *Invited speaker*: Cell based therapy for ocular surface reconstruction: Safety and efficacy; *Invited speaker*: Boston Keratoprosthesis: Indian Experience; *Invited speaker*: Boston KPro versus cell therapy for Bilateral Limbal Stem Cell Deficiency; *Invited speaker*: Peer- review process – Indian Journal of Ophthalmology Symposium; *Instructor*: End stage ocular surface disorders: the expert opinion; 17-20 January 2013.

National

- OS-KON 2012, Sankara Nethralaya, Chennai – *Invited faculty to 2 topics*: Suppressing the Stimulus: Guidelines to Immunosuppressive Regimen; & Omit the Outing: In vivo expansion of stem cells; 14-15 July 2012.
- Dr Biswas Oration in Ophthalmology, West Bengal, Kolkata – *Talk*; December 2012.
- Uveitis Society of India Annual Meeting, Bhubaneswar – *Talk*: Immunopathogenesis of Uveitis; 30 November-2 December 2012.
- TED x BITS, BITS Pilani, Hyderabad – *Talk*: Restoring sight using stem cells; 25 November 2012.
- Manipal medical university, Manipal - *Talk*
- BITS-Pilani - Goa campus - *Talk*
- NIT – Surathkal, Karnataka – *Talk*
- Evidence 2012, Hyderabad – *Instruction course*: Part of Dua instruction course; *Talk*: Cultivated LSC transplantation: Do we need the lab; 31 May-3 June 2012.
- Cornea CME, Nashik – 2 *Invited talks*: Scientific program: Stem cells deficiencies and Management; VKC: An enigma for clinicians; 22 April 2012.
- Cornea Unplugged Meet, Hyderabad – *Invited talk*: Program Committee: Cell based therapy for ocular surface reconstruction: Replacement vs Regeneration; 3-4 March 2012.
- Indo-US workshop on Novel Tools and Themes in Vision Sciences, Hyderabad – 21-21 January 2013.

- Frontiers in Biotechnology, Chaitanya Bharathi Institute of Technology, Department of Biotechnology, Hyderabad - *Invited Faculty*: Restoring sight using Stem Cell Therapy; 28 February 2013.
- Hyderabad Ophthalmic Association, Uveitis and ocular inflammation meeting – *Invited talk*: Immunomediated Scleritis; 24 March 2013.

Suneetha Sapur

National

- IERG- Indian Eye Research Group, 20th Annual Meeting, Hyderabad – *Presentation*: Assessment of nutritional status among visually challenged children aged less than 15 years; 28-29 July 2012.

G Chandra Sekhar

International

- ARVO, Fort Lauderdale, Florida, USA – *Poster Presentation*: Predictors and repeatability of normal retinal nerve fiber layer measurements by Gdx enhanced corneal compensation; 6-10 May 2012.
- APAO-AIOS 2013, Hyderabad – 7 Engagements: *Lecture*: Post Graduate teaching Program, Importance of gonioscopy in glaucoma diagnosis; *Chair/Chief Instructor*: Scientific Program (Subspecialty day) – Glaucoma, Theme – Basic; *Chair/Chief Instructor*: Scientific Program, Ocular Imaging - Symposium - Neuroimaging in glaucoma; *Speaker*: Scientific Program, Subspecialty Intraocular Inflammation, Uveitis & Scleritis Symposium Surgical interventions in management of uveitis and its complications; Tube or Trab: what is the best for patients with uveitic glaucoma; *Chair/Chief Instructor*: Scientific Program, Subspecialty Glaucoma Symposium, Glaucoma risk and detection; *Poster Presentation*: Dynamic Iris Volume changes with Anterior Segment Optical Coherence Tomography in Persistent Irido-corneal Angle Occludability post Laser Peripheral Iridotomy; *Poster Presentation*: Biometric Parameters in Persistent Irido-corneal Angle Occludability post Laser Peripheral Iridotomy; *Poster Presentation*: Treatment Outcomes In Malignant Glaucoma; 17-20 January 2013.
- Glaucoma Research Society Meeting, Wurzburg, Germany - *Invited faculty*: Management protocols for primary angle closure disease; 6 September 2012.
- 21st Annual Scientific Sessions of the College of Ophthalmologists, Sri Lanka, Colombo - *Invited faculty/Session chair*: Importance of Gonioscopy in Glaucoma Diagnosis- and Use of HVF /OCT in glaucoma diagnosis; 22 September 2012.
- 9 GA, IAPB, Hyderabad - *Invited faculty*: Programme management and financing eye care institutions in low income countries; 17-20 September 2012.

National

- Contemporary Glaucoma Management, Bangalore - *Invited faculty*: My top ten pearls in Glaucoma Diagnosis;
- LAICO, Madurai - *Invited faculty*: Conversations with stalwarts in eye care delivery - sharing their eventful journey and current challenges; 22 July 2012.
- An insight on Contemporary Glaucoma Management, Chennai - *Invited faculty*: My top ten pearls in Glaucoma Diagnosis, Medical management and surgical management also; 2 September 2012.
- Allergan Academic Achievers Award + Erudio 2012, Delhi – *Invited faculty*: What is clinical acumen; 5 January 2013.
- Update on Glaucoma, Precision Eye care and Allergan, Lucknow - *Lecture*: Top ten in Glaucoma Diagnosis; 5 January 2013.
- C L Gupta Eye Institute, Moradabad – *Lecture*: Automated Field Analysis; 4 January 2013.

- RPC Update 2013, CME, Foundation Day celebrations, AIIMS, Delhi - Prof. L P Agarwal oration; 10 March 2013.
- Assessing research priorities & developing research capabilities in India, Lions Aravind Institute of Community Ophthalmology, Madurai - *Invited faculty*: Better treatment options; 2 October 2012.
- XXII Annual Meeting, Glaucoma Society of India, Coimbatore - *Invited faculty/ Session chair*: Optic disc: Clinical insight into features of glaucomatous optic discs and practical implications of landmark studies from India; *Lecture*: The piquante of managing glaucoma medically; *Lecture*: How best I can set the target of my patients; 5-7 October 2012.

Preeti Semwal

International

- 9 GA, IAPB, Hyderabad - *Poster presentation*: Quality of Life in self reported type 2 diabetics with retinopathy in tertiary eye care center in Eastern India: The LVPEI Eye And Diabetes Study (LEADS) Report 4; 17-20 September 2012.

Sirisha Senthil

International

- APAO-AIOS, Hyderabad - 5 engagements: *Instruction course*: Refractory pediatric Glaucomas: Tubes for TOTS; *Invited talk*: GSI symposium: Corneal Hysteresis and CCT in Glaucoma Management; *Free paper*: Glaucoma in Boston keratoprosthesis (Best Paper in the glaucoma section); *Video presentation*: AGV in Boston Keratoprosthesis; *Video presentation*: Reimplantation of AGV in eyes with extruded implant; 17-20 January 2013.

National

- Evidence 2012, Hyderabad – 7 engagements: *Invited faculty*: Live surgical demonstration of Ahmed Glaucoma Valve Implantation; *Oral presentation*: Special Symposium Hand, Head and Heart: How to build a successful career in ophthalmology - Is Fellowship Training Required? *Oral presentation*: Oops! Complications in Cataract Surgery (Cataract session); *Oral presentation*: Tubes for TOTs (video-based discussion); *Oral presentation*: Glaucoma Drainage Devices (video-based discussion); *Oral presentation*: Diagnosis of Pediatric Glaucoma (panel discussion); *Oral presentation*: Surgical Management of Pediatric Glaucoma (panel discussion); 31 May-3 June 2012.
- Ocular Surface and Keratoprosthesis conference, Chennai - *Invited faculty*: Glaucoma in Bostonkeratoprosthesis; 14-15 July 2012.
- Glaucoma CME, Bhubaneswar - *Invited faculty*: Medical management of Glaucoma; 21-22 July 2012.
- Glaucoma Society of India annual meeting, Coimbatore – 4 engagements: *Invited faculty*: *Talk*: How to prevent Trabeculectomy complications; *Talk*: Tubes in my practice; *Talk*: Effect of cataract extraction on VFI ; *Talk*: A critical evaluation of epidemiological studies in India: APEDS; *Video presentation*: tube extender for retracted AGV in a child with Aniridia (Best video award);
- 36th Annual Andhra Pradesh Ophthalmological Society meeting, Guntur – 3 engagements: *Invited talk*: Cataract surgery in eyes with functioning filtering blebs; *Paper presentation*: Glaucoma in keratoprosthesis (won K Vengal Rao best paper award & Manoj Mathur overall best paper); *Video presentation*: Reimplantation of AGV in an eye with extruded implant; 12-14 October 2012.
- CME 'The Eye & Systemic Disorders', Warangal - *Invited speaker for 2 topics*: Medical management of glaucoma; & Glaucoma and systemic diseases; 2 December 2013.

Savitri Sharma

International

- Asia Pacific Academy of Ophthalmology, Busan - *Invited Speaker*: Corneal Infections in India; 13-16 April 2012.
- 18th Congress of the International Society for Human and Animal Mycology (ISHAM), Berlin - *Poster presentation*: Microsporidia: The parafungus associated with epidemic keratoconjunctivitis; 11-15 June 2012.
- APAO-AIOS 2013, Hyderabad – 3 engagements: *Invited speaker*: Application of molecular microbiology in the management of endophthalmitis, Symposium on Endophthalmitis and infectious disorders; *Instruction course instructor*: Diagnosis of Fungal keratitis, Challenges in the diagnosis and management of fungal keratitis; *Chief instructor*: Unusual corneal pathogens: know, learn and treat, atypical mycobacteria - find me if you can; 17-20 January 2013.

National

- Evidence 2012, Hyderabad – 2 engagements: *Invited Speaker*: Advanced microbiology: Roles and limitations in non-viral keratitis; *Invited Speaker*: Microbiology and Drug Resistance in endophthalmitis; 31 May -3 June 2012.
- Indian Eye Research Group – ARVO-India Chapter, 20th Annual Meeting, Hyderabad – 2 engagements: *Poster Presentation*: Methicillin Resistance and Antibigram of Staphylococcal isolates from ocular infections and healthy normal conjunctiva; *Poster presentation*: Molecular Characterization of Microsporidia and Adenovirus associated with Epidemic Keratoconjunctivitis 28-29 July 2012.
- 8th Annual Conference of VISION 2020: Right to sight, Madurai - *Invited faculty*: Sources and Causes of postoperative endophthalmitis; 21-22 July 2012.
- Indian Association of Medical Microbiologists (Odisha Chapter), 6th Annual Meeting, Apollo Hospitals, Bhubaneswar - *Poster Presentation*: Prevalence of methicillin resistance among staphylococci isolated from ocular infections and healthy normal conjunctiva and their antibiogram; 12 August 2012.
- Postoperative endophthalmitis and Uveitis CME-2012, MGM Eye Institute, Raipur – 2 *Invited talks*: Laboratory Diagnosis of Intraocular Infections; & Aseptic practices in OR and OR surveillance; 9 September 2012.
- Cornea Update, JPM rotary Club of Cuttack Eye Hospital and Research Institute, Odisha State Ophthalmological Society and Allergan Eye Care, Cuttack – *Talk*: Why and How of diagnosis of microbial keratitis; 16 September 2012.
- CME on Cornea and Cataract, Allergan Eye Care, Mumbai – 3 *Invited talks*: Investigation of microbial keratitis at a tertiary eye care level; Pre-operative antibiotic prophylaxis in cataract surgery; & Operating room protocol and surveillance in eye hospitals; 30 September 2012.
- Eye PEP 2012, Hyderabad – 2 *Talks*: Laboratory Diagnosis of Intraocular Infections, Operating Room protocols and OR Surveillance; 3 October 2012.
- CME on Scientific Writing. 36th National Conference of Indian Association of Medical Microbiologists, New Delhi – 3 *Talks*: Types of scientific communications; Introduction; Copyright-Ethics of Publication; 20 November 2012.
- 36th National Conference of Indian Association of Medical Microbiologists, New Delhi – *S C Agarwal Oration Award*; 23 November 2012.
- XVI Annual conference of IAMM (AP Chapter), Visakhapatnam - *Free paper*: Molecular Diagnosis of Serpiginous-like choroiditis (awarded RMC best paper for senior faculty); 8-10 February 2013.

- CME, Cochin, Kerala - *Instruction Course*: Microbiological work-up: how and when; 5 February 2013. Siliguri, West Bengal - *Invited Speaker*: Diagnosis of Ocular Mycosis; 11 February 2013. Cornea Unplugged, Hyderabad - *Invited Speaker*: Microsporidial infection of eye: an overview of emerging infection;

G Srinivas

National

- 4th National Eye Bank CME, Barrackpore, Kolkata – *Video presentation*: Donor corneal retrieval (whole globe, CS rim)/ sclera preparation; 22-23 September 2012.

Mukesh Taneja

International

- ARVO, Fort Lauderdale, USA - *Poster Presentation*: Ophthalmic Biometry using Calipers: Determination of Measurement Precision; May 2012.
- Zeiss Refractive Symposium, Hangzhou, China – *Presentation*: Femtosecond Laser Assisted Anterior Lamellar Keratoplast (FALK); June 2012.
- APAO-AIOS annual Conference, Hyderabad - *Free Paper*: Femtosecond Laser Assisted Anterior Lamellar Keratoplasty; January 2013.

International

- DOS Annual Conference, Delhi - 3 *Presentations*: Intraop Pachymetry Variation in Collagen Cross Linking (CXL) with Isotonic and Hypotonic Riboflavin using different protocols; Quest for an Accommodating Gel IOL with Ex Vivo Accommodation Simulator (EVAS) and Phaco Ersatz; & Femtosecond Laser Assisted Anterior Lamellar Keratoplast (FALK)
- Evidence 2012, Hyderabad – 5 *Presentations*: Update on New Accommodative IOLs; CXL in Thin Cornea and New Protocols for CXL; Accommodative IOLs - Current Status; Dry Eyes: Tear Substitutes, Punctal Plugs or Both? An Evidence-based Recommendation; & Femtosecond Assisted Anterior Lamellar Keratoplasty.
- Eyeduction -2012, Hyderabad – 2 *Presentations*: Accommodative IOLs; & Phaco in Subluxated Cataract; September 2012.
- APOS annual meeting, Guntur - 2 *Presentations*: Femtosecond Laser Assisted Anterior Lamellar Keratoplasty; & Management of Bacterial Keratitis; October 2012.
- Keratoconus Conference, Narayana Nethralaya, Bangalore – *Presentation*: Collagen Cross Linking in thin Corneas; December, 2012.
- Dry Eye Workshop, Narayan Nethralaya, Bengaluru - *Invited talk* - Meibomian Gland Dysfunction; March 2013.

Devjyoti Tripathy

International

- AIOC, Kochi - *Free paper*: Eviseration with primary orbital implant in endophthalmitis/ panophthalmitis: should it be done; 3 February 2012.
- World Ocular Trauma Congress, 10th International Meeting, Jaipur - *Free paper*: Paper on Intraorbital wooden foreign bodies: lessons from three cases; 6-7 October 2012.
- FUSION 2012 Hyderabad - *Instruction Course*; 13-14 February 2013.

Shyam Sunder Tummanapalli

International

- ARVO 2012, Fort Lauderdale, Florida, USA - *Poster Presentation*: Efficacy of axial and tangential corneal topography maps in diagnosing keratoconus suspects (first author); 6 May 2012.
- India-UK initiative, Knowledge of Economy Partnership, University of Hyderabad - *Poster Presentation*: Efficacy of axial and tangential corneal topography maps in diagnosing keratoconus suspects (first author), 28 September 2012.

Pravin K Vaddavalli

International

- APAO- AIOS 2013, Hyderabad - *Chief Instructor, Co instructor, Invited speaker*: DSEK skills transfer course; 17-20 January 2013.
- AAO annual meeting, Chicago, USA - *Senior instructor, co instructor, poster presentation; Invited speaker*: Refractive surgery subspecialty day; 9-10 November 2012.
- International Refractive Symposium, Carl Zeiss, Hangzhou, China - *Invited speaker*; 22-23 June 2012.
- TunHussainOhn National Eye Hospital, Kuala Lumpur - *Invited speaker*; 7 April 2012.
- West Java Ophthalmic Society annual meeting, Bandung, Indonesia - *Invited Speaker*; 30 Mar-1 April 2012.

National

- First Asian Debate on keratoconus, Bangalore - *Invited speaker*; 15-16 December 2012.
- Warangal Ophthalmic Society, Warangal - *Invited speaker*: Symposium on systemic disease and the eye; 2 December 2012.
- Kerala State Ophthalmic Society annual meeting 2012, Trivandrum - *Invited speaker*: 23-25 November 2012.
- APOS, Guntur - *Co instructor*: 12-14 October 2012.
- EyePEP, post graduate education program, Hyderabad - *Speaker*; 30 September-6 October 2012.
- Eyeedu 2012, Hyderabad - *Invited speaker*; 23 September 2012.
- Post graduate update program, Sarojini Devi Eye Hospital, Hyderabad - *Invited speaker*; 9 September 2012.
- Mumbai Ophthalmology Association (BOA), Mumbai - *Invited speaker*; 4-5 August 2012.
- Trivandrum Ophthalmic Association annual meeting, Trivandrum - *Invited speaker*: 29 July 2012.
- Visakhapatnam Ophthalmology Association annual meeting, Visakhapatnam - *Invited speaker*; 22 July 2012.
- Evidence 2012, Hyderabad - *Session chair, speaker*; 31 May-3 June 2012.

P V K S Varma

National

- Alcon Glaucoma Meet, Visakhapatnam - *Invited Speaker*: Adjunctive Medical Therapy in Glaucoma; 5 May 2012.
- Evidence 2012, Hyderabad - *Chair*: Session on glaucoma; *Panelist*: Panel Discussion on Drop vs Chop: will trabeculectomy become a lost skill; 2 June 2012.
- Glaucoma Meet, Vijayawada Ophthalmic Association - *Invited Speaker for 4 topics*: Glaucoma: a 24 hour disease; 10 Golden pearls in management of glaucoma: basics in glaucoma diagnosis for general ophthalmologists; Choosing an ideal adjunctive therapy in glaucoma; & Surgical video: Trab+MMC in congenital glaucoma; 24 June 2012.
- Glaucoma Update, Bhubaneswar - *Guest speaker*: Detecting and measuring progression; 22 July 2012.

- AP State Ophthalmological Society Conference, Guntur - *Chairperson*: Surgical Glaucoma Symposium, 12 October 2012.
- Alcon Glaucoma Meet, Vijayawada - *Talk*: Glaucoma: a 24 hour disease; 23 December 2012.
- Glaucoma Update, Vijayawada - *Talk*: Medical management of glaucoma; 17 March 2013.

Pesala Veerendranath

International

- India-UK Initiative, Knowledge economy partnership 2012 international seminar, University of Hyderabad, Hyderabad - *Presentation*: Manipulating astigmatism and pupil size to optimize near acuity of pseudophakes (first author); 28-29 September 2012.

National

- Dr E Vaithilingam Memorial Scientific Session 2013, Chennai - *Presentation*: Optimizing binocular vision of pseudophakes with uncorrected astigmatism; 17 March 2013.
- Indian Eye Research Group ARVO- India Chapter 2012, 20th IERG Annual Meeting, Hyderabad - *Presentation*: Manipulating astigmatism and pupil size to optimize near acuity of pseudophakes. 28-29 July 2012. - Aug 29, 2012.

Batriti S Wallang

International

- 9 GA, IAPB, Hyderabad - *Poster presentation*: Knowledge, attitude and practice in self reported diabetics in tertiary eye care center in eastern India: The LVPEI Eye And Diabetes Study (LEADS) Report 2; 17-20 September 2012.
- APAO-AIOS, Hyderabad - *Free Paper*: Knowledge, attitude and practice in self-reported diabetics in a tertiary eye care centre in eastern India: The LVPEI Eye and Diabetes Study (LEADS); Report No. 2; January 2013.

National

- IERG ARVO-India Chapter 2012, Hyderabad - *Free paper*: Determinants of poor agreement in disc evaluation between optometrist and ophthalmologists: a hospital based study (first author); 28-29 2012.

Jachin D Williams

International

- ARVO 2012, Fort Lauderdale, Florida, USA - *Presentation*: Improvements in awareness and attitudes toward childhood eye health among government schoolteachers participating in a structured school screening program in Hyderabad, India; 6-10 May 2012.
- 9 GA, IAPB, Hyderabad - *Presentation*: Current utilization and barriers for accessing eye care services among adult handloom weavers in rural Andhra Pradesh, South India; 17-20 September 2012.

A Tribute to Dr Kallam Anji Reddy

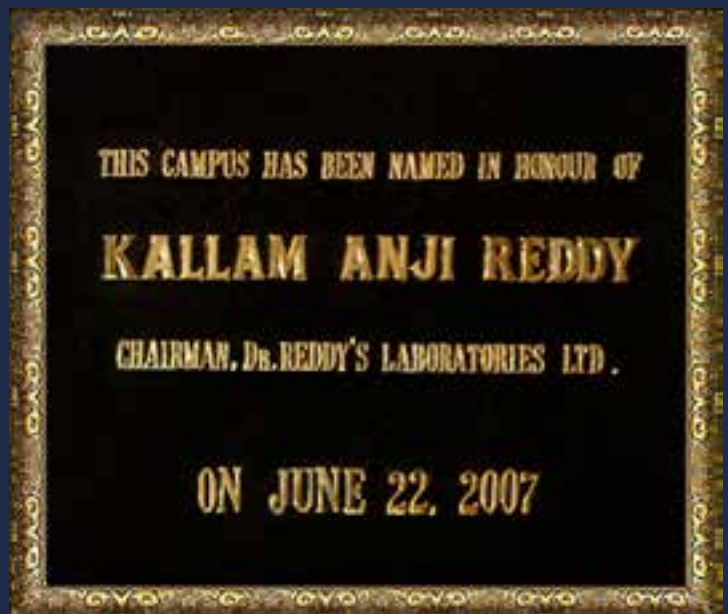


Founder and Chairman of Dr Reddy's Laboratories, Dr Kallam Anji Reddy was an Indian entrepreneur in the global pharmaceutical industry. Education and career were all home-grown options for this son of the soil who single-handedly turned the Indian bulk drug industry from dependence on imports to self-reliance, eventually making it the emerging export-oriented industry that it is today.

Equipped with a razor sharp memory, his main tenets were humility and the ability to trust. He believed in the power of good intention, and was particularly sensitive that people should be treated with dignity. Calculated risk is what he prescribed, thus making risk taking easy. An eternal optimist, he combined both passion and professionalism in his work-life. When faced with difficult situations, his famous adage was, "Everything cannot fail."

Dr Reddy's association with LVPEI began in 1995 with committing to an annual donation towards non-paying cataract surgeries for 10 years in his father's memory. The involvement became more substantial when he became interested in the Institute's basic research projects; we now have a molecular genetics laboratory in his name.

In 2007 the Hyderabad campus of the institute was named the Kallam Anji Reddy campus in recognition of his tremendous support. He was also the chairman for Hyderabad Eye Research Foundation for 6 years, and it is in his honor that the Dr Kallam Anji Reddy Distinguished Chair was created at LVPEI. His attitude towards these gestures is best exemplified by what he once told Dr Rao: "Don't worry about money, just keep up the good work!"



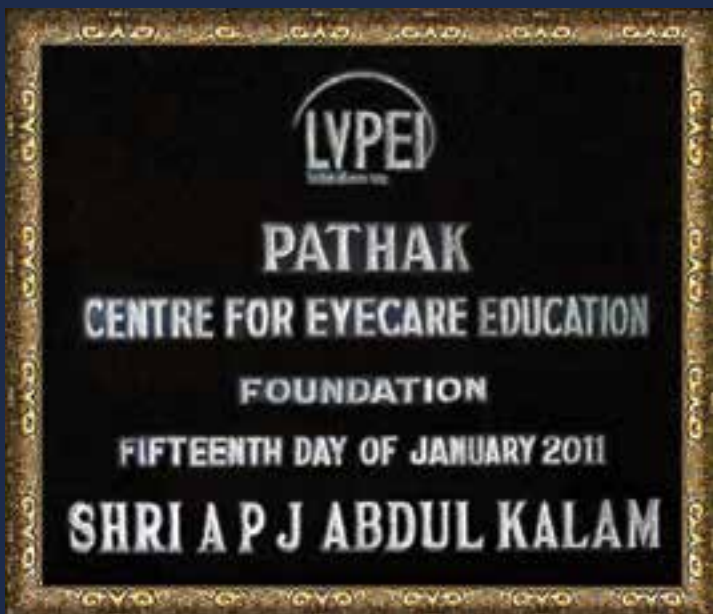
A Tribute to Mr S K Pathak

SK Pathak, the charismatic businessman behind the highly reputed UAE-based engineering and construction conglomerate, Al Basti & Muktha (ABM) Group, was among the early entrepreneurs from India to set up a business in Dubai.

Through the ABM group, Mr Pathak was involved in ventures as diverse as hotels, tea plantations, healthcare and publication all over the world. He has served on the Dubai Advisory Board of Coutts & Co, one of the world's leading private banks.

Mr Pathak studied Economics from the University of Allahabad. He evinced keen interest in education, endowing a permanent scholarship fund and financing the redeveloped graduate accommodation, now known as 'SKP House' in Exeter College, Oxford University. The scholarship supports outstanding Indian students, pursuing graduate studies at Oxford University in subjects linked to the economic development of India. In 2011, Mr Pathak received the highest honor bestowed by the Oxford University, UK. He was inducted by Lord Patten, Chancellor of Oxford University, into the prestigious Chancellor's Court of Benefactors which is bestowed on those who have shown outstanding leadership in philanthropy.

Mr Pathak, along with his wife Mrs Kokil Pathak, first visited LVPEI Hyderabad in 2010 for his eye care. Subsequent visits led to a wish to support the institute, leading to the setting up of the 'Pathak Centre for Eye Care Education' at LVPEI Bhubaneswar, and another in Visakhapatnam. For years to come, students passing out from the portals of the campuses will have much to owe to this great philanthropist-educationist.



As the institution's list of supporters, contributors and friends continues to grow, we take a look at some of these benefactors who have joined the LVPEI family to help us realize our goals.

The Munificence of the Kollipara Family

This is an inspiring story of how a businessman from a middle-class family stepped forward to support the provision of the institute's eye care services to ensure the eye health of the people in their hometown.

Mr Kollipara Srinivas Rao and his two brothers donated space in a busy locality of Peddanandipadu near Guntur, in memory of their late parents Mr Kollipara Seshagiri Rao and Mrs Rohini. Speaking of his involvement in extending quality eye care in the area, he says, "The LVPEI authorities were making enquiries at the Karamchedu base centre, seeking local donors in Peddanandipadu. When they approached me I spoke to my brothers and we readily agreed to provide built space for a Vision Centre. We set up the Vision Centre (VC) at a crucial junction – the crossroads of Peddanandipadu and Nagulapadu. We believe that LVPEI's name and fame precedes it and it will surely fulfill its promise to provide medical support to people."

The extension to the building was constructed under the aegis of a service organization. The brothers also helped in the glaucoma project established by Dr G Chandra Sekhar of LVPEI, because they were convinced that people in the area would benefit by the early detection of glaucoma.

The Vision Centre will help people have their eye checks closer to their homes. People over 60 years of age cannot travel far for eye care services as they are dependent upon a younger family member to accompany them. Also, the travel would incur a loss of daily wages as this is a predominantly agricultural community. This VC will ensure that people receive the care they need, as they will require to spend only ₹ 10 to ₹ 15 on transport to access it. The Centre has helped save at least ₹ 2000 per day for the community and helped take care of the eye health of the people.



The Philanthropic Business Family from Bellary

February 13, 2013 marked the launch of LVPEI's services in the state of Karnataka. The institute's 11th secondary care service centre, the Y Mahabaleswarappa Memorial Eye Centre in Bellary, launched its outpatient services. Built on 3.5 acres of land, the 20,000 sq ft facility is located on the outskirts of Bellary, and is funded by a generous donation from M/S Y Mahabaleswarappa & Sons. The plan is to make this a tertiary centre in a few years from now.

Mr Satish Yeachareddy, a co-owner of the iron ore mining company, says the family has long been involved in philanthropic activities thanks to the inspiration of his grandfather Sri Y Mahabaleswarappa. Sri Mahabaleswarappa was an active politician-philanthropist who was instrumental in forming the Akhanda Bellary Zilla Kriya Samithi which resisted the division of Bellary district from the state of Karnataka. He also had the distinction of being the youngest District Board President in the erstwhile Madras Presidency, at the age of 25, a position to which he was elected three times.

However, the impetus for the family's philanthropic activity to become focused upon quality eye care for the needy was when Mr Satish's younger twin son Karthik was diagnosed blind at birth.

Karthik was taken to the US where his condition was evaluated at the Cincinnati Centre for Developmental Disorders; his family was told that he needed an intensive rehabilitation program. It was then that they heard of LVPEI as being one of the foremost eye hospitals in India working on rehabilitation for the visually impaired. Karthik is now aged 15 years; his vision has improved such that his condition is that of a person with low vision.

But the family was now keenly sensitized to the needs of visually impaired and differently abled people. Added to that, they were also aware of the lack of quality eye care facilities in the Bellary region. So, impressed with LVPEI's reputation and guiding principles, they approached the institute's Chairman, Dr Rao, with the proposal to have an eye hospital built to the operational standards of LVPEI.

The proposal was readily accepted resulting in the inauguration of LVPEI's Bellary Eye Centre. Mr Satish hopes that his children will take inspiration from this initiative to continue the family tradition of empathy and support for the needy and those less fortunate.



Mr Y Basavaraj and Ms Y Neelamma (seated) and their children Mr Harish, Ms Sharada, Mr Satish and Ms Anuradha (standing, from the left)

Your support makes it possible for all to see...

Founding Organisations

HYDERABAD EYE INSTITUTE

Founding Trustees

Dr Gullapalli N Rao, Chair
Mr A Ramesh Prasad
Prof V Ramalingaswami
Dr Narla Tata Rao
Mr K P Prasad
Mr K Rama Rao

INDO AMERICAN EYE CARE SOCIETY

Founding Trustees

Dr Gullapalli N Rao, Chair
Prof Brijen Gupta, Secretary - Treasurer
Dr Y M Jay
Dr H Janardhan
Dr Manuel del Cerro
Dr Jeff Harris

Major Founding Donors

Mr L V Prasad, India
Mrs Pratibha Rao, India
Mr A Ramesh Prasad, India

Founders

Brien Holden Vision Institute, Australia
Operation Eyesight Universal, Canada
Mr Kode Satyanarayana & family, India
Dr Kallam Anji Reddy, India
Champalimaud Foundation, Portugal
Mr V C Janardan Rao, India
Bausch + Lomb, USA
Mr Sudhakar Ravi & Mr Sreekanth Ravi, USA
Sightsavers, UK
Lavelle Fund for the Blind, Inc, USA
Mr B R Barwale & Mr R B Barwale, India
Mrs Kokil & Mr S K Pathak, Dubai
Nava Bharat Ventures, India
Mr Satish Yeacheddy/
Y Mahabaleswarappa & Sons, India
Mr Nimmagadda Prasad, India
G M R Varalakshmi Foundation, India
Mrs Padma & Mr Subba Rao Makineni, USA
Christoffel Blindenmission (CBM), Germany
Mrs Soona and Mr Edward Brown, France
Dr Krupakar P Thadikonda, USA
Ms Jyoti & Mr Vikram M Thapar, India
B H P Billiton, Australia
Miriam Hyman Memorial Trust, UK
Mr Kishore K Kothapalli, India
Latter-day Saint Charities, USA
Eyesight International, Canada

Mrs Ramanamma & Dr Jasti V Rattaiah, USA
Mr Gangadhar Prasad &
Mr Sashidhar Prasad Kilaru, USA
Mr Vijay Mandhani, India
Family of Mrs Meera & Mr L B Deshpande, India
Mrs Smita & Mr Sanjay Deshpande, USA
Mrs Meghna & Mr Vinay Deshpande, India
Mrs Rewati & Dr Madan Maha, UK
Mr V Nannapaneni Choudhary/
NATCO Pharma Limited, India
N T P C Foundation, India
SightLife, USA
ORBIS International, USA
Lions Club International Foundation, USA
Carl Zeiss, Germany
Swarna Bharat Trust, India
Prof V Ramalingaswami, India
Ms Virginia & Prof Brijen Gupta, USA
Dr Narla Tata Rao, India
Mr K P Prasad, India
Mr K Rama Rao, India
Mr Ravi Reddy, USA
Drs Saradapurna & Sriram Sonty, USA
Ms Shakti & Dr Dorairajan Balasubramanian, India
Dr Padmaja & Dr G Chandra Sekhar, India
Mrs Vijaya L Ramam, India
Drs Savitri Sharma & Taraprasad Das, India
Mr O Naresh Kumar, India

Patrons

Mr Seshanna Chennawar, India
 Ms Sudha Ghatrazu, India
 Mr L D Jhaveri, Japan
 Mrs Guna &
 Dr Somasekhara Rao Mukkamala, USA
 Mr Narayan Rao Patel, India
 Mrs & Mr Prasad Potluri, India
 Dr Mullapudi Harishchandra Prasad, India
 Dr P R K Prasad, USA
 Mrs Uttara Devi & Mr B V Rao, India
 Mrs Preeti & Mr Ashok Kundalia, India
 Mrs & Mr Rao Remala, USA
 Mrs & Mr B D Sureka
 (Hartex Rubber Pvt Ltd), India
 Mrs Javerben K Thakker &
 Mr Kantilal K Thakker & Family, India,
 (Smt Javerben Kantilal Thakker
 Charity, India)
 Mr Bob Ohlson, Canada
 Alcon, USA
 Allergan, USA
 Biocon Foundation, India
 Canadian International Development Agency,
 Canada
 Combat Blindness Foundation, USA
 International Federation of Eye Banks, USA
 Intraocular Care Pvt Ltd, India
 I T C Ltd, India
 K L N Prasad Trust, India
 Merck Foundation, USA
 Open Society Institute, USA
 Optometry Giving Sight, Australia
 Pharmacia, Sweden
 Seva Foundation, USA
 V S T Industries, India
 World Diabetic Foundation, Denmark
 Narotam Sekhsaria Foundation, India
 Mr Adnan Mahmood, India
 Mr T R Prasad, India
 Mr Vellanki V Rao, India
 Mr K Chandramouli Reddy, India
 Mrs Amrit Sujan, India
 Mrs & Dr D Rama Naidu, India
 Kodali Varaprasad & brothers
 (Nayudamma Foundation for Education
 and Rural Development) India

Supporters

Mr K Bhanumurti, India
 Mr Dilip B Desai, India
 Mr Adi Godrej, India
 Mrs Sunita & Mr Praveen K Gottipalli, USA
 Mr Madanlal Harbahajanka, India
 Dr A P J Abdul Kalam, India
 Dr Lalitesh Katragadda, India
 Mr Abid Ali Khan, India
 Mrs Vinita & Mr Swaroop Kolluri, USA
 Dr Usha Kumar, India
 Mrs Krishna & Mr Vinod K Neotia, India
 Mrs Anju & Mr Mahender K Patodia, India
 Mrs Rajashree & Mr Vikram Prasad, India
 Mr Rudra Appala Raju, India
 Mr K V J Subba Raju, India
 Mrs Vatsala & Mr Vijay Sri Ram, India
 (Summit Furnitures, India)
 Mr S Venkateswara Rao, India
 Mrs Saroja & Dr A Narasing Rao, USA
 Mr R Raghu Rayala, India
 Mrs Madhu & Mr Sunil Saigal, India
 Mrs Mani & Mr C S Sastry, India
 Dr N Madhavi & Dr N V Sastry, India
 Dr Parin Vakharia, in memory of
 late Olive Swoboda, India
 Andhra Bank, India
 Automotive Manufacturers Ltd, India
 Bio Medix Optotechnik & Devices
 Pvt Ltd, India
 Fowler Westrup (India) Ltd, India
 Fred Hollows Foundation, Australia
 Grandhi Enterprises Pvt Ltd, India
 Infosys Foundation, India
 International Eye Foundation, USA
 Johnson & Johnson, India
 Merck, Sharp and Dohme, USA
 Novartis, India
 O C L India Ltd, India
 Ravindranath General Medical
 Associates Pvt Ltd, India
 Rotary Club of Hyderabad, India
 Shiwlal Chandrakala Devi Sarda
 Charitable Trust, India
 Sir Ratan Tata Trust, India
 Tameer Consulting Associates, India
 Thembey & Mhatre, India
 Tantia Group of Companies, India

Contributors

Mr Anne Adinarayana, India
 Mr Ramesh Chand Agarwal, India
 Mrs Mani & Mr Sudarsana Rao Akkineni, USA
 Mrs & Mr Basharat Ali, India
 Dr Sajid Ali, USA
 Mrs & Mr Rajendra Y Angle, India
 Mr T S R Anjaneyulu, India
 Mrs & Mr Mitsuoaki Aoki, India
 Mrs Constance & Dr J V Aquavella, USA
 Mrs K Aruna, India
 Mrs & Dr P K Bakshi, India
 Drs Manjula & Rajender Bansal, USA
 Ms P Jaya Bharati, India
 Drs Syamala & C S Bhaskaran, India
 Mr Ghangabhishan Bhikulal, India
 Drs Shobha & Aashish Boghani, USA
 Mrs Rita & Mr Bill Bourne, USA
 Dr Arundathi Burthakur, India
 Mr Vijaychandra N Cantol, India
 Mrs Shanta & Mr Rajendra Prasad Challa, India
 Drs Girija & Sudarsan Chavala, USA
 Mrs Sreedevi & Mr Suresh Challa, India
 Mr Kallianji Chaturbhuj, India
 Mrs Rashmi & Dr Dinesh Chawla, USA
 Mr Vijayakumar Chilakapati, USA
 Mr K V R Choudary, India
 Dr Subhabrata Chakrabarti, India
 Mr L Dadlani, India
 Mrs Padma & Mr V Neelakanta Rao Dantu, India
 Mr Ramesh Chandra V Doshi, India
 Ms Bala Deshpande, India
 Mrs V Anasuya Devi, India
 Mr Murali K Divi, India
 Dr Amit J Dolakia, India
 Mr Sudhir R Doshi, India
 Dr Kameswari Devi Dwarapalak, India
 Mr Dhirendranath Dwivedy, India
 Dr Evita Fernandez, India
 Dr Merle Fernandes, India
 Mrs Richa & Mr Lal Gehi, India
 Mrs Saranya & Dr Bapineedu Gondi, USA
 Dr Nikhil Gokhale, India
 Dr Usha Gopinathan, India
 Dr Prashant Garg, India
 Mrs Padma & Dr Prasad Guntupalli, USA
 Mr Jagadish Gullapalli, India
 Mrs Nurbanu & Mr Amir Hemani, India
 Mrs Eva & Dr George F Hilton, USA
 Dr Santosh Hovnar, India
 Ms Andrea Stern & Mr Larry Hulbert, Australia
 Mr Shrinivasan Shesha Iyengar, India
 Mrs & Mr Shantilal Jain, India
 Mr Manav Jalan, India
 Mrs Prema & Dr H V Janardhan, USA
 Mrs T Lakshmi Jhunjunwala, India
 Dr Nilanjan Joardar, India
 Salarpuria Jajodia & Co, India
 Mrs & Mr Jayantilal Kadakia, India
 Mrs & Mr P K Kanoria, India
 Mrs & Mr Sham Sunder Kanoria, India
 Mr Swadesh Kapoor, India
 Mrs Madhu S Kapoor, India
 Mrs Mary & Dr Manmadha Rao Kasaraneni, USA
 Mr G Kathuria, India
 Drs Subhadra and Subhash Kaul, India
 Mr Mallikarjun Kencha, India
 Ms Sowjanya Kilaru, USA
 Drs Prafulla & Harnath Babu Koneru, USA
 Mr Sarva Kalyan Kosh, India
 Mr K Sivarama Krishna, India
 Dr D N Kumar, India
 Mr Dintyala Udaya Kumar, India
 Dr Ramesh Kekunnaya, India
 Mr Koshi Lalgehi, India
 Mrs C Lalitha, India
 Ms N Laxmi, India
 Mr P Narendra & Mr P Mahendra, India
 Mr Ashok Kumar Malpani, India
 Drs Vijaya Kumari & Anil K Mandal, India
 Mrs & Mr C P Mehta, India
 Mr & Mrs Chintan Mehta, India
 Mr Thomas Minner, USA
 Mr Prakash Chandra Mohanty, India
 Mr Narendra Kumar Mor, India
 Dr Y C Mruthyunjaya, USA
 Drs Nalini & Ratnam V Mullapudi, USA
 Mrs & Mr BVSSR Murthy, India
 Dr Somasheila Murthy, India
 Mrs Meena & Mr Brahmaji Mutyala, USA
 Mr A Sashi Mohan, India
 Mrs Aruna Kumari & Dr Ramamurthy
 Nagubadi, USA
 Mrs Champaben & Mr Champalal Nahata, India

Ms Kavita Nampalli, Australia
 Mrs Annapurna & Dr Durga Das Narla, USA
 Mrs Uma & Mr V G Tarak Nath, India
 Dr Okoro Desmond Osohen, Nigeria
 Mr T Padmanabhan, India
 Mr Babubhai K Patel, Kenya
 Late Mrs Roshan M Patel, India
 Late Ms Biju Patnaik, India
 Drs Uppuluri Chowdary & Pinnamaneni, USA
 Mr Shyam Prabhaker, USA
 Mr Surya Prakash, India
 Mrs & Mr T L Prasad, India
 Prof P K Sai Prakash, India
 Mr Sudhir Prakash, India
 Mrs Meenalochani & Mr V Raghunathan, India
 Mr D Seetha Ramaiah, India
 Justice T N C Rangarajan, India
 Mrs & Mr Rustom D Ranji, India
 Mrs Bina & Dr T Gopal Rao, India
 Mrs Sujatha & Dr Y A Kesava Rao, USA
 Mr S S R Koteswara Rao, India
 Drs C Sudha & Nageswara Rao, India
 Dr Shalini Rao & Justice M N Rao, India
 Mrs Uma Rao & Dr Ram Mohan Rao
 (N Venkataswami Chetty Charitable Trust)
 Dr Palle Rama Rao, India
 Prof Kakarla Subba Rao, India
 Mrs Swarna Kumari & Dr N U Rao, India
 Mr & Mrs Goparaju Varapasada Rao, Bahrain
 Mr K Damodar Reddy, India
 Dr K Madhukar Reddy, India
 Mr K Pratap Reddy, India
 Mr K Sudhakar Reddy, India
 Drs Katherine & C S Reshmi, USA
 Prof M Sakuntala, India
 Mr Giridharilal Sanghi & Mr Bajrang
 Pershad Sanghi, India
 Dr Virender S Sangwan, India
 Mrs Kanuri Santhamma, India
 Dr Satish, India
 Mr Abhay J Shah, India
 Mrs & Mr Pabba Shankaraiah, India
 Drs Sashi & Ravinder Sharma, USA
 Mrs & Mr Nissar Ahmed Siddiqui, India
 Mr Katragadda Bhagat Singh, India
 Mrs & Dr Girvar Singh, USA
 Mr Sunil Kumar Singh, India
 Mr D K Somani, India
 Ms Penmetcha Sreedevi, India
 Mr Shilendra Swarup, India
 Mr S Srinivasan, India
 Mrs Lalitha & Mr V Venkata
 Subramanyam, India

Mrs Prabha & Mr Suryaprakash, India
 Mr B Srinivasula Setty India
 Drs Kamala & L N Taneja, India
 Mr Anil K Thakar, India
 Mr I M Thapar, India
 Mr Om Prakash Tibrewala, India
 Mrs Radha & Mr G G Vaidya, India
 Mrs & Dr Rao Vallabhaneni, USA
 Mr Arjun Valluri, USA
 Dr P V K S Varma, India
 Mr Devansh P Visarshini, India
 Mrs Sitamma & Mr Rattayya Vallurupalli, India
 Dr Sangeeta Wagh, India
 Mrs Ratna Tulasi & Dr B R Yelamanchili, USA
 Drs Lyla & Ramchandrarao Yerneni, USA
 The Davars & Unnavas Family, Australia & India
 Acer Engineering Pvt Ltd, India
 Alkaloids Corporation, India
 Amit Castings Pvt Ltd, India
 Asia Engineering Co, India
 Balaji Trading Co, India
 Bank of India, India
 B C Mohanty & Sons Pvt Ltd, India
 Bharat Biotech International Ltd, India
 Biomed Technologies, India
 C B R Forum, India
 Chittoda Investment and Trading Pvt Ltd, India
 Consolidated Products Corporations, India
 Coopervision, USA
 Coromandel Fertilizers Ltd, India
 Deepak Fertilizers & Chemicals, India
 De Heer, The Netherlands
 Despatel Land Developers Pvt Ltd, India
 Emami Foundation, India
 Embee Corporation, India
 Emerald Chemicals, India
 E S P I Industries & Chemicals Pvt Ltd, India
 Eye Bank Association of India, India
 F D C, India
 Fullerton India Credit Co Ltd, India
 Ganapathrai Tibrewala Trust, India
 Gangabhishan Bhikukul Int Ltd, India
 G N B Tech, USA
 Gunnam Subba Rao Trust, India
 Health Care Marketing Services, India
 Herdillia Chemicals, India
 Humphrey Instruments, USA
 Indian Orthocane Surgicals Ltd, India
 Jain Roadways, India
 Kamala Dalmia Charity Trust, India
 Kapoor Charitable Foundation, USA
 Kathanji Chaturbhuj Sanatorium Trust, India
 Kedia Agrotech Pvt Ltd, India

Khan Bahadur Babukhan Foundation, India
 Konan, Japan
 Lions Club of Hyderabad Majestic, India
 Madanlal Patodia Charitable Trust, India
 Mphasis Limited, India
 Meda Narasimhulu & Co, India
 Mehta Investment & Trading, India
 Microsoft Employees & Microsoft, USA
 (Charities Aid Foundation) India
 Micro Vision, India
 Milmet Laboratories Pvt Ltd, India
 Misereor, Germany
 National Litho Printers, India
 Orson Holdings Co Ltd, India
 Oshiwara Land Dev Co Ltd, India
 Pharm Aromatic Chemicals, India
 P K Business Enterprise Ltd, India
 Personnel Search Services Pvt Ltd, India
 Pinnamaneni Poly Clinic, India
 Polymer Technology Inc, USA
 Ramakrishna Poddar Smaranknidhi, India
 Rampion Eyeetch Pvt Ltd, India
 Ravela Timbers, India
 Retina Associates Eye Foundation, India
 S R K Consultants, India
 Sai Sri Printers, India
 Satyam Enterprises, India
 Shanta Biotech Pvt Ltd, India
 Siris Ltd, India
 Smt Indukuri Shakaramma
 (Indu Projects Ltd), India
 Sri Aruna Auto Service Limited, India
 Sri Krishna Jewellery Mart, India
 Sri Ramdas Motor Transport, India
 Sri Rama Raju Charitable Trust, India
 Sri Rameswar Ram Charities, India
 SICE India Private Limited, India
 State Bank of India, India
 Sudershan Drugs & International Ltd, India
 Suha Devi Poddar Charitable Trust, India
 Sun Pharmaceuticals, India
 Supra Enterprises, India
 Surya Enterprises, India
 Sohani Charitable Trust
 Tirupati Traders, India
 Tulsian Charitable Trust, India
 Union Bank of India, India
 Vaibhav Empire Pvt Ltd, India
 Vijaydurga Beverages, India
 Western Transport Agency, India
 Youdan Marketing, India
 Zurich Financial Services, UK

Friends

Dr M E Abraham, India
 Mr Vinod Achanta, India
 Mr Banchhanidhi Acharya, India
 Mrs Y Achutam, India
 Ms Kavita Advani, India
 Ms Poonam Agarwal, India
 Mrs Aruna Agarwal, India
 Dr Bharatendu Agarwal, India
 Mr Sharat Chandra Agarwal, India
 Ms Durgabai Agarwal, India
 Mr Kanhaiyalal Agarwal, India
 Mr Madanlal Agarwal, India
 Mr Ramavatar Agarwal, India
 Mr Rambilas Agarwal, India
 Ms Reena Agarwal, India
 Mr Ritesh Agarwal, India

Mast Sarad Agarwal, India
 Mr Shaligram Agarwal, India
 Mrs & Mr Gowri Shankar Agarwal, India
 Mr Shishir Agarwal, India
 Mr Vikash Agarwal, India
 Dr Vinay Agarwal, India
 Dr Hussain Ahmed, India
 Ms Mahjabeen Ahmed, India
 Dr Raj Anand, India
 Mr K V Anjaneyulu, India
 Ms Sarika Jain Antony, India
 Ms R Aruna, India
 Mr Kaushik Arunagiri, India
 Ms Gowri Arur, India
 Mr Mohd Ameesuddin, Arabia
 Dr M Ajit Babu, India

Mr Siraj Badrudin, Portugal
 Mr Sam Balasundaram, India
 Dr Aashish Bansal, India
 Mr K M Bansal, India
 Mr Ajay Bansal, India
 Ms Sashikala Begur, India
 Ms Aayushi Badami, India
 Ms Nancy Benham, India
 Mr Shyam Bhagat, India
 Mr P B Bhandari, India
 Mrs Veena & Mr Anil Bhargava, USA
 Dr Kamini & Prashant Bhatia, UAE
 Ms Winnie Bhatia, India
 Mrs Maya Bhattacharjee, India
 Mr Bidhu Sekhar Bhattacharjee, India
 Mr M S Prashudas Bhimjee, Portugal

- Mr Shah Tejas Bhupendra, India
 Ms Mary Ellen & Mr Robert J Biggar, USA
 Mr Ajeet Birani, India
 Mr Ajeet Birla, India
 Mrs Meera Biswal, India
 Mrs & Mr Harish R Boghani, India
 Mr Hari Susheel Boliseti, India
 Mrs & Mr P K Chhabra, India
 Mr Asim K R Chakrabarti, India
 Mr M Chakravarthy, India
 Mr Mathura N Chandan, India
 Ms Anitha Chandana, India
 Dr Anitha Chandra, India
 Mr S Krishna Chandra, India
 Mr B R Siva Chandra, India
 Ms T Chandramuki, India
 Mr Chiranjeevi, India
 Mr Jonnalagadda Chandrasekhar, India
 Mr Ram Charla, India
 Ms Pushpa Chellani, India
 Ms Hema Chennupaty, India
 Mr Naresh Chintalcheru, USA
 Dr Mrs Thayamma Chiranjivi, India
 Mr K Bramhanaiah Choudary, India
 Mr Ashok Choudhary, India
 Dr Kushal Choudary, India
 Dr Tuhin Choudhary, India
 Dr Vandana Choudary, India
 Mr N Chowdary, India
 Mr Gurumurthy Chochipatla, India
 Mr Ashok T Chnde, Tanzania
 Mr Pallash Daas, India
 Mr Pankaj Daga, India
 Mr Aditya Dalmika, India
 Dr Sanghamitra Dash, India
 Mr R K De, India
 Ms R Deepika, India
 Mr Adi J Desai, India
 Mr D S Bhadrash Desai, India
 Mr Arun P Deshpande, India
 Mr Pradeep Kumar Devaki, India
 Mrs K Rajeshwari Devi, India
 Mrs P Rama Devi, India
 Ms D Sita Devi, India
 Ms P Rohini Devi, India
 Ms J Sarojini Devi, India
 Ms Gogineni Shyamala Devi, India
 Ms R Vimala Devi, India
 Mr K N Devidi, India
 Ms Kishan Kumar Dhanraj, India
 Mrs Archana Dhanwatay, India
 Mr Sagar U Dholepatil, India
 Mr Kiran Dintyala, India
 Ms Perin Bazun Dittia, India
 Baby Tenzing Doma, India
 Mr Premlal P Doshi, India
 Mr Krishna Mohan Daggupati, India
 Mr Anurag Dubey, India
 Mr N Duraiswamy, India
 Mr Mayank Farwaha, India
 Mr Naurooz R Rustom Fram, India
 Mrs Bhanumathi Ganapathiraju, India
 Dr Nibaran Gangopadhyay, India
 Ms Kalpana Garigipati, India
 Ms Debasri Ghosh, India
 Mr Kali Charan Ghosh, India
 Dr Monimoy Ghosh, India
 Mrs Renuka Ghosh, India
 Mr Ashok Kumar Gilada, India
 Mr Ameer Ali Gilani, India
 Ms Zohra Gilani, India
 Mrs & Mr S N Goel, India
 Mr P Hara Gopal, India
 Mr N Gopalakrishna, India
 Mr Kala Gopalakrishnan, India
 Mr K Gopiraju, India
 Mr V R Gudka & Ms K V Gudka, UK
 Mr Satish Kumar Gulati, India
 Mr Ajay Gummadi, India
 Mr Polisetty Ekanatha Gupta, India
 Mr Kranti Gupta, India
 Mr Vinit Kumar Gupta, India
 Mr Manorajan Gupta, India
 Ms Meena Gupta, India
 Mr Naman Gupta, India
 Mr Sharad Gupta, India
 Dr Siddhartha Gupta, India
 Mr Suresh Halwai, India
 Mr & Mrs Rohtas Handa, India
 Dr L Hanumayamma, India
 Mr M Shamsul Haque, India
 Mr P Haragopal, India
 Mr H R Hebbar, India
 Mr Ajay Ijantkar, India
 Dr K Indira, India
 Mr L S Hari Haran Iyer, India
 Ms Shraddha Jadhav, India
 Mr Shreyans & Mr Aditya Jain, India
 Mr Ajay Jain, India
 Mr Banwarlal Jain, India
 Mr Ashok Kumar Jain, India
 Mr Lalit Kumar Jain, India
 Mr Sushil Kumar Jain, India
 Mr Parasamlal Jain, India
 Ms Priyamvada Jain, India
 Ms Rachana Rajiv Jain, India
 Mr Rohit Jain, India
 Ms Sucheta Jain, India
 Mrs Veena & Mr R C Jain, India
 Dr Vandana Jain, India
 Mrs Sudha Jalan, India
 Mr Suresh Jalani, India
 Dr Omkar Nath Jandial, India
 Mrs P Jayabharathi, India
 Mr Gangadhar Jayanti, India
 Mr Steve Jenner, Canada
 Mr Kashinath Jhunjhunwala, India
 Mr M M Joshi, India
 Mr Vijay Anand Joshi, India
 Mr Suresh Joshi, India
 Mrs Bimal Juneja, India
 Ms Devaki Jyothi, India
 Mr Kamal & Dharamsi Jamnadas, UAE
 Mr Samant Kakarla, India
 Ms Sachi Kale, India
 Ms Sushma Kalindi, India
 Dr Chitra Kannabiran, India
 Dr Suresh Kuruganti, India
 Mr A Krishna Kanth, India
 Mr Kiran Kanoria, India
 Mr Gul Mohammed Kapadia, Canada
 Mr I M Kapur, India
 Mr Abdul Kareem, India
 Mr R P Singh & Kamlesh Katiyar, India
 Mr Srinivasa Katta, India
 Ms D Kausalya, India
 Ms Sushma Kaushik, India
 Mr Banwarilal Kedia, India
 Mrs & Dr Kenneth Kenyon, USA
 Mr Ritesh Kewalramani, India
 Dr Mohammad Sarfaraz Ali Khan, India
 Mrs Muneer Khan, India
 Mr Prabha Khan, India
 Ms Salma Khan and Mr Shakil Khan, UAE
 Ms Manju Khatawat, India
 Mrs Saroja Rani & Mr M L Khemka, India
 Mr Ashok Khicha, India
 Mrs & Mr Kantilal Khimji, India
 Mr Sita Ram Sri Kishan, India
 Mr Bhupendranath Kochhar, India
 Mr Challa Kodandaram, India
 Ms Jayasree Kollipara, India
 Mr Srinivas Koppolu, India
 Mr Faruk Koreishi, USA
 Dr P G Koshi, India
 Drs Kamal & Tarun Kothari, USA
 Mr Narhari Prasad Koya, India
 Mr K S Aravinda Krishna, India
 Mr V Bala Krishna, India
 Mr N Radha Krishna, India
 Mr P Rama Krishna, India
 Mr Allika Mohan Sai Krishna, India
 Mr Manchineni Sivarama Krishna, India
 Mr R N Krishnan, India
 Dr Raghu Krishnan, India
 Mr Viney Kulkarni, India
 Mr Ajay Kumar & Mr Sushil Kumar, India
 Mr Anand Kumar, India
 Mr Anil Kumar, India
 Mr C M Ravi Kumar, India
 Mr G V Kumar, India
 Mr Karmendra Kumar, India
 Mr Ramesh Kumar, India
 Mr Rupesh Kumar, India
 Mr V Sampath Kumar, India
 Mrs Asha & Mr Vijay Kumar, USA
 Mr Vinod Kumar, India
 Mr Ranjan Prasad Singh & Mr Gunjan Kumar, India
 Mr B Ranga Reddy & Ms Surya Kumari, India
 Ms A Swarna Kumari, India
 Mr Alladi Kuppaswami, India
 Mr K K Kesavan, India
 Dr Vill Tul Khash, Vietnam
 Ms Karen & Mr Bill Laduke, USA
 Mr Prakash C Laha, India
 Mrs & Dr Peter Laibson, USA
 Mrs P Lalithamba, India
 Mr Rozella Lapp, USA
 Mr Tumma Laxminarasimhulu, India
 Mr Fred de Sam Lazaro, USA
 Mrs Kathy & Mr James Leo, USA
 Mr Ramchand Lulla, India
 Mr Rajinder K Madan, India
 Mr V Madhu, India
 Mrs Gangagi & Dr Sivaram Maguluri, USA
 Mr Uttam Mahajan, India
 Mr M P Mansinghka Mahavir, India
 Mrs & Mr P Mahendra, India
 Mrs Malathi Mahesh, India
 Dr P Rama Rao Maimisam, India
 Mr P Majumder, India
 Mr Shreeram N Makadia, India
 Mr Girma Makonnen, Kenya
 Dr Manish Malhotra, India
 Mr Amit Manaktala, India
 Mr Anil Manot, India
 Dr Anand Mathew, India
 Mr Sunil Mathur, India
 Dr Saima Majid Mattu, India
 Dr Paras I Mehta, India
 Mr Kapil Mehta, India
 Mrs Chitra Mitra, India
 Dr Kanti Mody, India
 Mrs Rama & Mr Nandlal Mor, India
 Mr Kshitish Chandra Mohanty, India
 Mr Romesh Molhan, India
 Mr Jayant P Morakhice, India
 Mr Sandip Mukharjee, India

- Mr Kamal Mullapudi, India
 Ms Sharda M Madhuvani, London
 Mr Binod Kumar Murarkhar, India
 Mrs Pushpavathi Murgai, India
 Mrs Lakshmi Murthy, India
 Mrs Lalitha Rama Murthy, India
 Mr Om Prakash Murugai, India
 Dr Vikas Mittal, India
 Mr E Surendra Nath, India
 Dr N C Nayak, India
 Mr Vinod Nahata & Family, India
 Mr K Ram Murthy Naidu, India
 Mr Durgesh Nandini, India
 Mr V Udaya Narayana, India
 Mr V Kesav Rao Choudhary &
 Smt Vallurupalli Navarathnam, India
 Dr Saman Sona Nayake, Sri Lanka
 Mr P P Neelakantan, India
 Mr Udanda Rao Neeraja, India
 Mr Venkat R Nekkanti, India
 Mr Siva Naga Mahesh Nelakudity, India
 Ms Veda Priya Nelakudity, India
 Mr M Niranjana, India
 Mr Vivek Nirkha, India
 Mr Raymond & Rehan Noronha, India
 Dr Nitesh Narayan, India
 Mr Kailash Nasta, India
 Dr Shirley George Panicker, India
 Mr Papalal, India
 Mr Rushikesh Parekh, India
 Mr Krishna K Parekh &
 Mrs Chaula J Parekh, India
 Mrs Chetna M Paretim, India
 Mr Babubhai C Parikh, India
 Mr P Parvathisem, India
 Mrs & Mr P R Patel, India
 Mr Bhupatbhai J Patel, India
 Mr Bhagwan Patro, India
 Mr Vijay Kumar Paudhari, India
 Ms Githa Pisupati, India
 Ms Bimla Poddar, India
 Mr Ravindra R Poul, India
 Mr Mohan Prabhakar, Malaysia
 Mr P S Prabhakar, India
 Mrs Subarna Prabhakar, Malaysia
 Mrs Neela Dilip Prabhavalakar, India
 Dr Pallavi Prabhhu, India
 Mr S N Prakasam, India
 Mr Juhi Prasad, India
 Dr M S Prasad, India
 Mr M V S Prasad, India
 Mr T S R Prasad, India
 Mr M Satya Sai Prasad, India
 Ms A Uma Prasad, India
 Mr Kapa V Prasad, India
 Ms J Vijaya Prasad, India
 Mr T Venkata Praveen, India
 Mr P Punnaiah, India
 Ms Daisy Purohit, India
 Dr G Pushpalatha, India
 Mr Parthasarathi, Singapore
 Ms Premanjali, USA
 Ms Sushasini Ravipati, India
 Mrs Lalitha & Mr Raghuram, India
 Mr Shivram Das & Mr Jagdish Rai, India
 Dr P N Raju & P Rajyalakshmi, India
 Dr Vimala Rajappa, India
 Mr V K Rajpal, India
 Dr Rajeev, USA
 Mr K Rajsekhar, USA
 Mr A Raju, India
 Mr P L Raju, India
 Mr U K Raju, India
- Mrs Pushpa S Raju, India
 Mr Vankina Sri Rakesh, India
 Mr M Raman, India
 Dr Usha Raman, India
 Mr Gopal Krishna Ramaswamy, UK
 Mr D B Ramchandargi, India
 Mrs Kothari Rangachari, India
 Ms Vaddi Rekha Ranjani, India
 Mr A Appa Rao, India
 Mr Ayyanna Rao, India
 Mr Kuchi Bhaskara Rao, India
 Mr T Vasu Deva Rao, India
 Mr Vallabhaneni Gangadhara Rao, India
 Mr B Raja Gopal Rao, India
 Mr B K Rao, India
 Mr K Chenna Kesava Rao, India
 Mr Kanagala Kesava Rao, India
 Mr S Malleshwara Rao, India
 Mr Mallikarjuna Rao, India
 Mr Mohan Rao, India
 Mr Muralidhar Rao, India
 Mr Nrupender Rao, India
 Mr B V V H B Prasada Rao, India
 Mr C Shankar Rao, India
 Mrs D Saraswathi & Mr D M Rao, India
 Mr G V Ramana Rao, India
 Mr P Rama Rao, India
 Mr R Raghava Rao, India
 Mr B Chandra Sekhar Rao, India
 Ms T Sharda Rao, India
 Mrs Sharmila & Mr M Srinivasa Rao, India
 Mr A V Subba Rao, India
 Mr Gannabattula Subba Rao, India
 Mr Y Sundar Rao, India
 Ms Swarna Rao, India
 Ms M Uma Rao, India
 Mrs Vaishali Rao, India
 Mr Veeramachaneni Venkata Rao, India
 Mr M Venkateswar Rao, India
 Mr Vishal Rao, India
 Mr K Parameswara Rao, India
 Ms Jaya & Mr Prasad Rao, USA
 Mr Koddali Ranga Rao, India
 Mr M Ratnam, India
 Ms Y Venkata Ratnam, India
 Dr S Ravinder, India
 Mr A Achyuth Reddy, India
 Ms Anjali Reddy, India
 Dr C Anupama Reddy, India
 Mrs & Mr Damodar Reddy, India
 Mr G Dharwa Reddy, India
 Ms Hanumadi Reddy, India
 Mr G V Kesava Reddy, India
 Dr N Krishna Reddy, India
 Mrs G Madhavi Reddy, India
 Ms Vigna Madi Reddy, India
 Dr C Vijay Mohan Reddy, India
 Dr S Ramaswamy Reddy, India
 Mr P Satyanarayana Reddy, India
 Mr C Shashidar Reddy, India
 Ms Shobha Reddy, India
 Mr Ch Suresh Reddy, India
 Mr Pattola Vasantha Reddy, India
 Mr O Vasanth Reddy, India
 Mr Babulal Roongta, India
 Mr Jan Ros, Netherlands
 Mrs Shivani & Mr S K Roy, India
 Mr Steven Roy, India
 Mr Sukumar Roy, India
 Mr Pirati Saibabu, India
 Mr Shakti Sagar, India
 Ms Bimala Agarwal & Ms Parbati Sahu, India
 Ms Charulatha C Sampat, India
- Mr N Samson, India
 Mr Acraj Ben D Sanghavi, India
 Mr Mahesh P Sanghvi, India
 Mrs V Saraswathi, India
 Mr B V L S Sarma, India
 Mr K S N Sarma, India
 Mr K R Sarma, India
 Mr K S R Sarma, India
 Mr V V S Rama Sarma, India
 Mr V V Chalapathi Sarma, India
 Mr Anil Sarma, India
 Ms A Satyadevi, India
 Dr P Satyanarayana, India
 Mr G Satyanarayana, India
 Mr M Satyanarayana, India
 Mr Firojali Habiba Sanji, Portugal
 Mr Sadanan Satyarthi, India
 Mr Mavji Bhai Savla, India
 Mr Vinod Kumar Saxena, India
 Ms P Seethamma, India
 Mr Capt Surya Prasad Seethapathi, India
 Mr Subrata Sen, India
 Mr Ramaswamy Seshadri, India
 Mr Behram R Sethna, India
 Mr S Satyanarayana Setty, India
 Mrs & Dr I C Shah, USA
 Ms Champaben Shah, India
 Mr Jaimesh H Shah, India
 Ms Kiran Agarwal C/o Ms Shilpa Shah, Ind
 Mr Jahir Shah C/o Ms Shilpa Shah, India
 Mrs Rukhmani Gardi &
 Mr Vandana J Shah, India
 Mr G N Shah, India
 Ms Tanishka Tejas Shah, India
 Dr M Shalini, India
 Mrs Usha & Dr Shamanna, India
 Dr Padmaja Shankaridurg, Australia
 Mr Mohan Raj Shanmugam, India
 Mr B Sharma, India
 Mr Satyamanayan Shetty, India
 Mrs Lakshmi Shinde, India
 Dr Ashok C Shroff, India
 Mr Rajiv Shroff, India
 Mr S M Siddiqui, India
 Mr Amardeep Singh, India
 Mrs Meenakshi Singh, India
 Ms Ritu Singh, India
 Dr Sunil Kumar Singh, India
 Mr Vinod Singh, India
 Mr Amarjeet Singh Bhasin, India
 Mr Kishan Singhal, India
 Mrs & Mr Radhey Shyam Singhal, India
 Mr Mahesh Sithani, India
 Dr J Snehalatha, India
 Mr Jai Kishan Somani, India
 Ms Parikshit Somani, India
 Mr S Somasagar, India
 Mrs Gyana Devi Sonaji, India
 Mrs Kuchakulla Sowbhagya, India
 Mr R Srichand, India
 Ms S Sridevi, India
 Dr P Sridhar, India
 Dr D Srikrishna, India
 Mr Varanasi Srikrishna, India
 Mr B Srinivas, India
 Mr Hundy Satya Dharma Srinivas, India
 Dr P Srinivasulu, India
 Dr P Sriramulu, India
 Mr M N Srividhya, India
 Mr Sunku Pedda Subbaiah, India
 Dr C Subbarayudu, India
 Mr M Subramanayam, India
 Mr T G Subramaniam, India

- Dr Nirmala Subramanian, India
 Ms Subhashini Subramanian, India
 Mrs Sugandham, India
 Mr M Sukumaran, India
 Dr Sham Sunder, India
 Mr Subhash Surana, India
 Mr Y Suryanarayana, India
 Mr B Dorai Swamy, India
 Ms T Swarna, India
 Dr W Selvamurthy, India
 Mr Praveen T, India
 Ms Varalakshmi Tadepalli, India
 Mr Deepak Taneja, India
 Drs Kamla & L N Taneja, India
 Dr Mukesh Taneja, India
 Dr S Telgaonkar, USA
 Mrs Savitaben D Thakker, India
 Drs Jaimala & Kishen Thanik, USA
 Ms Shanthi Thirumalai, India
 Mrs & Dr Nalin Tolia, USA
 Dr Mahendra Prasad Tripathy, India
 Mr Jagadish Turimella, USA
 Dr Ayush Tandon & Dr Soniya Tandon, India
 Mrs Nita & Mr Nalin J Unakar, USA
 Dr Mustali M Vagh, India
 Ms A Vanathi, India
 Mr Brian Valentine, India
 Mr Raghavan Varadarajan, India
 Ms Sujatha Varadarajan, India
 Mr Rao S Varonari, South Africa
 Dr A R Vasavada, India
 Ms P Atchayamma Veeraswamy, India
 Mr Ravi Venkatesan, India
 Dr P V Venugopal, India
 Mr Nandlal M Verma, India
 Mr Saroj Rajnikant Vora, India
 Dr Prateep Vyas, India
 Mr R Venkateswaran, India
 Dr Saradani Vyas, India
 Mr Sajit Wilson, India
 Ms Jenny Yao, UK
 A K Management Consultants, India
 Alliance Medical Systems, India
 American Cancer Society, USA
 Amrutha Sales Corporation, India
 Ankit, India
 Aniket Enterprises, India
 Apuroopa Builders, India
 Ariez Kothavala Memorial Trust, India
 Arudra Engineers Pvt Ltd, India
 Atma Ram & Company, India
 Bala Bandhu Foundation, India
 Banjara Hills Ladies Group, India
 Bh S R Highway Petroleum Centre, India
 Blue Star Security Services, India
 C S Construction Company, India
 Celebrity Management Group, India
 Century Fiber Plates Pvt Ltd, India
 Chinmaya Prosthetics Centre, India
 Choice Marketing Company, India
 Cleen N Cleen, India
 Cooke & Kelway (Delhi) Pvt Ltd, India
 Deccan Enterprises Pvt Ltd, India
 Denis Chem Lab Limited, India
 Dontineni Seshagiri Rao Charitable Trust, India
 E John Kuruvilla Memorial Charitable Trust, India
 Enkay Texfab Pvt Ltd, India
 Eon Designers, India
 Esskay Shipping Pvt Ltd, India
 Formula HR Consulting Pvt Ltd, India
 Frost Falcon Distilleries Ltd, India
 Ginia Devi Todi Foundation, India
 Girdharilal Shewnarain Tantia Trust, India
 G D Salapurja Foundation, India
 G P Associates, India
 Harvin ScientiAc Optics Pvt Ltd, India
 Hina Pen and Stationery, India
 Hirlekar Precision Engg Pvt Ltd, India
 H K Enzymes & Biochemicals Pvt Ltd, India
 Hyderabad Enterprises, India
 Hyderabad Vaccine House, India
 Hindustan Composites Ltd, India
 Hy-Magnetics Pvt Ltd, India
 Indian Institute of Public Health, India
 Indo American Optics Ltd, India
 Jain Housing, India
 Jinga Enterprises, India
 K B J Enterprises, India
 K P Rao Foundation, India
 K S Rao Exports Pvt Ltd, India
 K V R Projects Pvt Ltd, India
 Kanikar Foundation, India
 Karodimal Bansal & Sons, India
 Khaitan Electricals Ltd, India
 Khilani Constructions Pvt Ltd, India
 Khurana Engineering Pvt Ltd, India
 K Kumar Raja Projects Pvt Ltd, India
 Klar Sehen Pvt Ltd, India
 Lal Construction, India
 Lawrence & Mayo (Opticals), India
 M M Consultants, India
 Mahaveer General Suppliers, India
 Margadarsi Chit Fund Ltd, India
 Meda Charitable Foundation, India
 Mehera Eye Tech Pvt Ltd, India
 Metrobio Caeiro, India
 Micron Platers, India
 Modi Nagar Enterprises, India
 Madhu Charitable Trust, India
 NLR Property Developers Pvt Ltd, India
 Naveen Paper Stores, India
 Ophthalmic Marketing & Services Pvt Ltd, India
 Pack & Pick Pvt Ltd, India
 Padam Sugar & Co, India
 Paradip Port Trust, India
 Parekh Distributors, India
 Paresh Chemicals, India
 Pradeep Technical Consulting Services Pvt Ltd, India
 Prasad Accumeter Pvt Ltd, India
 Prof L V A R Sarma School of Information, India
 Quick Builders, Engineers & Contractors, India
 Raja Bahadur Motilal Bansilal Charitable Trust Fund, India
 Ravela Engineering Industries, India
 Raveela Doors & Decors, India
 Ravi Associates, India
 Reacon Industry Pvt Limited, India
 R K Charity Trust, India
 R M P Infotech Private Limited, India
 R S R Inns Pvt Ltd, India
 S K A A Vilas, India
 S R Kamath & Co, India
 S V C Projects Pvt Ltd, India
 Sajjan Savitri Agarwal Charity Trust, India
 Sandor Medicoids Pvt Ltd, India
 Sasidhar Industries, India
 Seth Chiranjilal Khaitan Trust, India
 Seth Construction, India
 Shalimar Chemical Charitable Trust, India
 Shanti Devi Mansighka Trust, India
 Shree Annai Coirs, India
 Shree Automobiles Pvt Ltd, India
 Shreeradha Krishna Goenka Trust, India
 Shriram Chits Pvt Ltd, India
 Simhadri Agencies, India
 Sita Cement Limited, India
 Siva Traders, India
 Sneh Pharmaceuticals, India
 Sree Krishna Constructions, India
 Sree Mitra Townships Pvt Ltd, India
 Sreenivasa Builders, India
 Sree Venkateswara Coir Works, India
 Srinivasa Agencies, India
 Sri Onkarnath Seva Trust, India
 Sri Upadresto Narayana Rao Charitable Trust, India
 State Bank of Hyderabad, India
 Strategic Insurance Services Pvt Ltd, India
 Verma Consultancy Services, India
 Vikash Solnextrects Ltd, India
 Vishal Rubber Industries, India
 Unit Construction Co Pvt Ltd, India
 United Way of Mumbai, India
 Vignan Jyothi Institute of Management, India
 Vision Care, India

Local Support for Establishing Vision Centres

- Dr C Ramulu, Panguluru
 Datta Saibaba, Kallur
 Dr P Anand, Chinnaganjam
 Gram Panchayat, Yeddanapudi
 Gram & Mandal Prajalu, Ballikuruva
 Mandal Praja Parishat & Gram Panchayat, Jainur
 Mr Venkatesh (Gandhi) and Mr. Prasad, Dornala
 Gram Panchayat, Epurupalem
 Gram Panchayat, Gudihathnoor
 Mr Keertisheshulu Kollipara Seshagiri Rao, Pedanandipadu
 Bapuji Seva Sangham (Mr. Mariyadas), Shrungavarapukota
 Mr K Jagannadha Swamy & Mr. Prasad Raju (Premasamajam), Chodavaram
 Gram Panchayat, Vetapalem
 Mr Nalamala Anantaiah & Mrs. Padmavati, Chandrasekharapuram
 Mr Ramanjaneya Hindu Varthaka Grandhalayam (Dr Sudhakar), Yellandu
 Dr P V Krishna Mohan, Lingasamudram
 Colonel Inta Satyanarayana Reddy & Family, Vutukuru
 Sri Nivrutha Rao, Trustee of Sri Rajaiiah, SVR G Narsimha Rao Charitable Trust and Lions Club of Mylavaram
 Sri Waddi Chandrasekhara Rao & Sri Mannarayana Youth Association Lotus Wireless Technologies India Pvt Ltd, VSKP, Mandasa
 Smt Chintamaneni Sitaramamma garu and family, Peddapadu
 East Coast Development Foundation Santhabommali, Srikakulam

Sri BVR Mohan Reddy (Infotech, Hyderabad)
Cumbum
Mr Gopalakrishna Raju, Revidi
Dr Ramachandra Rao & Mr Mangapathi Rao
(Sanghamitra Rural Development Society),
K Kotapadu
Kovvali Development Trust (Mr. MBNVV
Prasad), Kovvali
Dr B S R Murthy, Gajapathinagaram
NGOs & State Pensioners Association (Mr.
Someswara Rao), Yelamanchili
Dr V Rammohan Rao & Mr. G Veerabhadra
Chowdary (Surya Charitable Trust),
Kapileshwarapuram

Visakha Dairy (Mr. Ramana Rao &
Mr. Bullibabu), Kasimkota
Mr Suryanarayana Raju, Kailasapatnam
Gram Panchayat, Yeddanapudi
Mandal Praja Parishat & Gram Panchayat,
Jainur
"EFFORT" Swachanda Seva Sanstha, Marturu
Mrs Thommandru Bamma & Sons-
Gram Panchayat, Gudihathnoor
Municipal Corporation, Wanaparthy
Bapuji Seva Sangham (Mr Mariyadas),
Shrungavarapukota
Mr K Jagannadha Swamy & Mr Prasad Raju
(Premasamajam), Chodavaram

Gram Panchayat, Vetapalem
Mr Ramanjaneya, Hindu Varthaka
Grandhalayam (Dr Sudhakar), Yellandu
Mr P Sanjeeva Rao Annayya, Govindapuram
Mr Devabhaktuni Nandeeshwarudu
Charitable Trust (Drs Pratibha &
D Nirmal Kumar), Cherla
Dr K Anjaneyulu & Mr K Ravindra Babu,
Amruthaluru
Mr T A N Gupta & Mr T V Ramanaiah,
Kothavalasa
Mr Bolisetty Srinivas Rao, Bhattiprolu

Support During the Year

Abu Dhabi, UAE

Dr A S Mustafa

Agra

Dr Kumar Sambhav

Ahmedabad

Dr Teja Shah

Allahabad

Ms Richa Singhal

Angamaly

Dr Thomas Cherian

Aurangabad

Dr Ajit Hazari

Sharjah, UAE

Dr Nazimul Hussain

Baroda

Dr Paras Mehta

Bathinda

Ms Soni S Maheshwari

Bellary

Mr G Hari Krishna
Mr Satish Yechareddy / M/S Y
Mahabaleswarappa & Sons
Dr Manohar Mehta
State Bank of India

Belgium

Mr Vladimir Hogenhuis

Bengaluru

Mr L Dadlani (St Mark's Hotel Pvt Ltd)
Dr Madhumitha Das
Dr Roshmi Gupta
Dr Lalitesh Katragadda
Mr. Preetha A Meda
Mr Sambit Panda
Mr M S Arun Kumar
Dr A S Dhanraj Rao
Mr G Mallikharjun Rao/
GMR Varalakshmi Foundation
Mast Soorya Srivastava
Dr P C Tejaswi
Dr Mustali Moiz Vagh

Bodhan

Ms B Annapurna

Bhubaneswar

Mr Praveen Kumar Balne
Mr Sanjay Kumar Barik
Dr Debendra Nath Das
Dr Sujata Das

Dr Taraprasad Das
Dr Sanghamitra Dash
Mr T Suresh Kumar
Mr K C Mohanty
Mr Jitendra K Moharana
Mr Padma Lochana Mohanty
Mr Anil Mishra
Mr B C Mohanty & Sons
Mr Dibakar Naik
Dr Jesurobo I Osamwonyi
Ms Smita Panda
Dr Aparna Rao
Ms Kirteemayee Rout
Mr Vikram Ray
Mr Swachha Sisira Samantaray
Appasamy Associates Vision Care

Birmingham (UK)

Mr Krishna Mohan Udathu & Family

Cambridge (UK)

Mr Shirang R Dave

Chandigarh

Mr Pranay Garg

Chennai

Mr Darshan D Lalith Kumar

Chittoor

Mr Saikrishna Appala

Delhi

Dr Neera Agarwal
Dr Ashu Agarwal
Dr Raj Anand
Ms Kavita Gandhi & Mr Sanjay Gandhi
Mr Naman Gupta
Dr Shamsunder Gupta
Mr Arnav Gupta
Mr Manoj Jain
Dr Rajeev Jain
Mr Ashok Jain/ Shri Vidya Trust
Mr Devanshi Khelwat
Dr Raghu Krishna
Dr Umang Mathur
Mr M Venkaiah Naidu
Mr Sumangal Narendra
Mr Vikramaditya Narendra
Ms Maitreyee Narendra
Mr Amit Saxena, s/o Mr D C Saxena
Mr Vikram Thapar (India City Properties Ltd/
K C T Co)
Microsoft Employees & Microsoft, USA
(Charities Aid Foundation) India

Dubai, UAE

Mr Praveen Kumar Shetty

Germany

Dr Holgar Lawall

Guntur

Mr V Ravi Prakash

Gurgaon

Dr Ashish Lal
Dr G V Rao

Guwahati

Dr Swapnali Subhapanidit

Hanamkonda

Mr Ranga Subha Paparaju

Hyderabad

Mr Manoj Agarwal
Mr Syed Basharath Ali
Dr Tariq Reza Ali
Mr Shoukath Ali
Mr T S R Anjaneyulu
Ms Jonnagadda Annapurna
Late Ms Janaki Baidastrala
Dr D Balasubramanian
Mr R Balasubramanjan
Dr Ashish Balwantrai
Ms Mahtab S Bamji
Dr Archana Bhargava
Mr Prasad Arun Bhaskar
Mr K Bhanumurthy
Dr Shobha Boghani
Mr Feroze B Chenoy
Mr Ganga Chandrakanth
Ms Kalyani Dadi
Mr Seetharamaiah Devineni
Mr B Dinakar
Mr Uday Kumar Dintyala
Mr Shreesh Dubey
Late Mr Badrinath Gadicharla
Ms Preethi Gajahare
Dr Prashant Garg
Mr Nitin Gaur
Ms Shankuntala Bai Goje
Mr Kala Gopalakrishnan
Dr Usha Gopinathan
Dr Ashok G Gudsoorkar
Sri Mahesh Hegde Hiliyana
Dr S Jagannatham
Mr R K Jain
Mr Lalit Kumar Jain
Ms Anuradha Jain
Mr Mathew Joseph

Ms Jyothsna
 Mr Kartikeya Kakarla
 Dr Chitra Kannabitrana
 Mr A Ravindra Krishna Kapisthala
 Dr Inderjeet Kaur
 Dr Subhadra Jalali & Dr Subash Kaul
 Mr G Ravi Kiran
 Mr D Sri Krishna
 Ms Savitri & Mr S L Kumar
 (Sadbhavna Trust)
 Ms K Vijaya Kumari
 Mr Surendra Kumar
 Mrs Pauruchisti R Katrak
 Mr Praveen Kumar K, Kamineni Agencies
 Pvt Ltd
 Maheshwari Brothers
 Mr Ashok Kumar Malpani
 Ms Manasvi
 Mr Rajan Mani
 Ms Manju Mansingh
 Mr A Satyanarayana Murthy
 Mr I S R Murthy
 Dr Somsheila Murthy
 Mr Ravi Krishna Murthy
 Dr Raja Narayanan
 Mr Venkajah Chowdary Nannapaneni/
 Natco Pharma Limited
 Mr Rehan Noronha
 Mr K Nukeshwari
 Mr Ahmed Ali Pasha
 Estate of Late Mrs Roshan M Patel
 Ms Sreedevi Penmetcha
 Ms Geetha Pisupati
 Mr P K Sai Prakash
 Ms Kode Satya Gnana Prasunamba
 Mr Kapa V Prasad
 Dr Kalyani Prasad
 Dr K Srinivas Prasad
 Prof PK Sai Prakash
 Mr Ramesh Prasad/ Prasad Film Laboratories
 Pvt Ltd
 Mr Ravi Kishore Puli
 Mr M Satya Ramesh
 Mr D Seetha Ramaiah
 Ms Vijaya L Ramam
 Dr P Rama
 Mrs Meena Raghunathan &
 Mr V Raghunathan
 Justice TNC Rangarajan & Mrs Kamala
 Mr Gandharikar Srinath Rao
 Mr P Visheshwar Rao
 Dr P Rama Rao
 Ms Radhika
 Mr R Raghava Rao
 Mr V C Janardan Rao (Veljan Hydrair Ltd)
 Mr S S R Koteswara Rao
 Mr Jonnagadda Raghunatha Rao
 Dr & Mrs Ram Mohan Rao/
 Dr Venkataswamy Chetty Chartiable Trust
 Mr S S R Koteswar Rao
 Mr Y Madana Mohana Rao
 Dr Varsha M Rathi
 Dr P Venkata Ratnam
 Ms Suhasini Ravipati
 Mr Subba Rao Ravuri
 Mr M Venkateshwar Reddy
 Ms Aparna (Pinky) Reddy
 Dr Kallam Anji Reddy
 Ms Madhavi Gajjala & Mr Mohan Reddy
 Mr P Kuppuswamy Saiprasad
 Mr Praneeth Sagar
 Mr Sandeep
 Mr Leele Sanka

Dr Virender S Sangwan
 Mr B V L S Sarma
 Mr Gopi Krishna/ Sree Sarees
 Dr Sirisha Senthil
 Ms Preeti Sharma
 Mr Vipul Harilal Shah
 Mr Hari Om Shirvastava
 Mr & Mrs Vijay Shriram, Summit Furnishers
 Mr M Sivakumaran
 Mr K Sreenivasan
 Dr D Sreelatha
 Mr Jonnalagadda Sridhar
 Dr Kuruganti Suresh
 Mr Apoorva Surkunle
 Mr Ghanshyam Swarup
 Mr Shailendra Swarup
 Dr Rishi Swarup
 Dr Mukesh Taneja
 Ms Geetha Thaliker
 Mr S Thirumahi
 Mr Chandra Tushaga
 Dr Pravin K Vaddavalli
 Ms Sowmya Vallabhajosyulu
 Mr P Muralikrishna Varma
 Mr V Vasudev
 Mr Harini Venkatesh
 Mr SK Vishwakarma
 Employees of Deloitte
 IDBI Bank
 Indian Institute of Public Health
 KVC Babu Charitable Trust
 Printers Den
 Raghav Polymers
 Surya Charitable Trust
 Spinco Biotech Pvt Ltd
 Secunderabad Oils Limited

Indore

Dr Prateep Vyas
 Dr Sharadini Vyas

Japan

Dr Nobuo Ishida

Jerusalem, Israel

Mr Amer Mohammed Atta Muhsen

Jharkhand

Dr Anshuman Sinha

Karimnagar

Mr Arindam Acharya
 Ms Kola Lavanya
 Mr Kola Anna Reddy
 Mr Lanki Reddy
 Lion ER Kolla Anand Reddy

Kenya

Mr Joy Mjari
 Mr Sandip Mukherjee
 Dr Bade Ogundipe
 Mr Govinder Singh

Khammam

Mr Shyama Sunder Daram
 Mr Dronamraju China Kameswar Rao

Kolkata

Ms Mansi Agarwal
 Mr Purushattam Lal Agarwal
 Ms Sunitha Bagari
 Dr Anirban Bhaduri
 Dr Monimoy Ghosh
 M/S Salarpuria Jajodia & Co
 Mr Dikshit Khanna
 Mr Prakash C Laha

Mr Barun Lam
 Mr Anil Kumar Manot
 Mrs Krishna Neotia
 Mrs Urmila Devi Poddar
 Mr Satya Nam Baksh Singh
 Rawatmulla Karnani Memorial Trust

Lucknow

Mr Sunil Kumar Singh

Madurai

Auro Labs

Maharashtra

Ms Mandakini Deshmukh
 Shaneshwar Devasthan Public Trust

Mangalore

Dr Surendra Basti
 Dr B Rekha

Mongolia

Dr Munkhtsetseg Tserendash

Mumbai

Dr Rajendra Y Angle
 Dr B R Barwale
 Mr Rama Chandrasekhar
 Mr Arun P Deshpande
 Dr Savari T Desai
 Mr Ramesh Chandra Vadilal Doshi
 Mr Ajay Gandhi
 Dr Nikhil S Gokhale
 Ms Nalini Hebbar
 Dr Vandana Jain
 Mrs Divya N Shah & Mr Jethabhai
 Ms Jyotsna Sudhir Joshi
 Mr Ramesh Mantri
 Dr Hijab Mehta
 Ms Rupa Mehta
 Mr Khargar Mundri
 Mr Anand Pandit
 Mr Ritesh Kewal Ramani
 Ms Nidhi K Shah
 Dr Nikunj Shah & Urmi Shah
 Mr Behram Rustom Sethna
 Mr Madhu & Mr Mahesh Thakkar/
 Mr Kantilal & Mrs Javerben Thakkar
 Embee Corporation
 Nandlal More Charitable Trust
 Pharm Aromatic Chemicals
 Satyam Enterprises
 Tirupati Traders

Muzaffarnagar

Dr Rajat Maheshwari
 Mr Syed Mohiuddin

Mysore

Dr C A Padma Prabhu

Ongole

Dr Ramesh Babu Bobbili
 Mr Ch Ananth Lakshmi Narayana

Porbandar

Mr Suresh C Gandhi

Portugal

Ms Meenari & Mr Suresh Kumar
 Gordhandari

Pune

Mrs Marina Bijoy
 Mr Bisram N Hinduja
 Dr Ritesh Kumar &
 Mr Vinay Kumar Kakrania

Ms Kaveeta Kripalani
Mr K N Kiran Kumar
Dr Sangeetha Wagh

China
Shanghai Aier Eye Hospital

Sonabhadra (UP)
Mr Kailash Nath Pandey

Srikakulam
Mr M V R Murthy, East Coast Development
Foundation

Thiruvananthapuram
Muthoot Fincorp Ltd

USA
Dr Kishore Amaraneni
Ms Joan Collins
Mr Sekhar Gopisetty
Mr Daisaku Ikach

Dr Gangadhar Prasad Kilaru
Dr Sashidhar Prasad Kilaru
Ms Mahita
Mr Abishek Pakalapati
Mr Mukesh Singhal
Mr Akhil Valluri

Valsad
Mr Pragnesh Kantilal Chheda

Vietnam
Dr Vill Tui Khash

Vijayawada
Mr A Rama Krishna Rao
Mr Vadlamudi Udaya Shankar

Visakhapatnam
Mr K Butchi Raju
Ms Mangamambai w/o Mr M G Seshagiri Rao
Dr Virender Sachdeva

Mr Emami Anand Swarup
Mr K Jagannadha Swamy &
Mrs K Vidyavathi
Chintalapati Rama Raju Charitable Trust
Garimella Charitable Trust
Lotus Wireless Technologies India
Sri Rama Raju Charitable Trust
Dr Vishwamithra Synergies Castings Ltd
Quantum Clothing India Pvt Ltd

Vizianagaram
Mr Sri Sai Sundaram Maharaj
Mandhani Carriers

West Bengal
Dr Mrigendra Nath Sau

Our International & National Linkages

International

Abbott Medical Optics, USA
Adventus Technology Inc., USA
Aidmatrix Foundation, Inc (i2 Foundation), USA
Alcon, USA
AMO Groningen BV, The Netherlands
Allergan, USA
Arabian Healthcare LLC, UAE
B P Koirala Institute of Health Sciences, Nepal
Bartimeus, The Netherlands
Bausch & Lomb, USA
BHP Billiton, Australia
Brien Holden Vision Institute, Australia
BRISC CARR Group Limited, Canada
Bristol Eye Bank, Bristol Eye Hospital, UK
Cambridge University, UK
Canadian International Development Agency, Canada
Canadian International Service Organisation, Canada
Carl Zeiss, Germany
Case Western Reserve University, Australia
Centre for Eye Research & Technology, Australia
Centre for Eye Research Australia, Australia
Centre for Sight General Hospital, Sri Lanka
Centre of Excellence in Molecular Biology, Pakistan
Champalimaud Foundation, Portugal
Children's Hospital of Florida, USA
Children's Hospital of Philadelphia, University of Pennsylvania, USA
Christoffel Blindenmission, Germany
Cicendo Eye Hospital, Indonesia
COIL, United Kingdom
Combat Blindness Foundation, USA
Cornea & Contact Lens Research Unit, Australia
Dr Wahidin Sudiro Husodo General Hospital, Indonesia
Duke University, USA
Eyesight International, Canada
Flaum Eye Institute, University of Rochester Medical Center, USA
Flinders Medical Centre, Flinders University, South Australia
Fred Hollows Foundation, Australia
Fund Incorporated, Australian Federation of University
Women (AFUW) and Queensland branch, Australia
General Hospital, Sri Lanka
Harvard University, USA
Institute of Eye Research, Australia
International Agency for Prevention of Blindness, UK
International Association for Contact Lens Educators, Australia
International Center for Eye Care Education, Australia
International Federation of Eye & Tissue Banks, USA
Islamia Eye Hospital, Bangladesh

Johns Hopkins University, USA
Jules Stein Eye Institute, University of California, USA
Keeler, United Kingdom
Kenyatta National Hospital, Africa
Korle-Bu Teaching Hospital, Africa
Latter-day Saint Charities, USA
Lighthouse International, USA
Lions Eye Institute, Australia
Lions International, USA
London School of Hygiene & Tropical Medicine, UK
Massachusetts Eye and Ear Infirmary, USA
Massachusetts Institute of Technology, USA
Mayo Clinic, USA
Moorfields Eye Hospital, UK
National Institute of Ophthalmology & Hospital, Bangladesh
National Institute of Sensory Organs, Japan
National Institutes of Health, USA
Northwestern University, USA
Ohio State University, USA
Operation Eyesight Universal, Canada
Optometry Giving Sight, Australia
ORBIS International, USA
Pakistan Institute of Community Ophthalmology, Pakistan
Pharmacia & Upjohn, Sweden
Queensland University of Technology, Australia
Rotary International, USA
Santen Inc, USA
School of Medicine and Dentistry, University of Rochester, USA
Service de Biologie Clinique Institut Salah Azaiz, Tunisia
SightLife, USA
Sightsavers, UK
Stanford Graduate School of Business, USA
SUNY School of Optometry, USA
Sussex Vision International, UK
Tel Aviv University, Israel
Telesensory (S) Pte Ltd, Singapore
Thadikonda Research Foundation, Inc, USA
The Cooperative Research Center for Eye Research & Technology,
Australia
The Hadley School for the Blind, USA
The Tun Hussein On National Eye Hospital and the Malaysian
Association for the Blind, Malaysia
Tianjin Eye Hospital, China
Tubero, Sendai University, Japan
Tufts University of Medicine, USA
University of Aberdeen, UK
University of Cleveland, USA
University of Florida, USA

University of Heidelberg, Germany
 University of London, UK
 University of Melbourne, Australia
 University of Miami, USA
 University of Nairobi, Kenya
 University of Nebraska Medical Center, USA
 University of New South Wales, Australia
 University of Nottingham, UK
 University of Ottawa, Canada
 University of Pittsburgh Medical Center, USA
 University of Rochester, USA
 University of South Carolina, USA
 University of Sydney, Australia
 University of Tennessee, USA
 University of Toronto, Canada
 University of Udine, Italy
 University of Waterloo, Canada
 Vanderbilt University, USA
 Vision CRC, Australia
 Wellcome Trust, UK
 Wharton School (University of Pennsylvania), USA
 William Beaumont Hospital, USA
 Wills Eye Hospital, USA
 World Diabetes Foundation, Denmark
 World Health Organization, Switzerland
 Yangon Eye Hospital, Myanmar
 Yayasan Penyatun Wyata Guna, Indonesia

National

ACE Experiences Asia Pvt Ltd (DiD), Hyderabad
 Action on Disability and Development India, Bengaluru
 Ali Yavar Jung National Institute for the Hearing Handicapped, Secunderabad
 Anthropological Survey of India, Kolkata
 Aravind Eye Hospital System, Madurai
 Armed Forces Medical Services, Hyderabad
 Banaras Hindu University, Varanasi
 Bhabha Atomic Research Centre, Mumbai
 Bharat Petroleum Corporation Limited, Mumbai
 Bioinovat Research Services Pvt Ltd, New Delhi
 Biomedical Foundation of India, Mumbai
 Bio-Medix Optotechnik & Devices Pvt Ltd, Bengaluru
 Birla Institute of Technology and Science, Pilani
 Blind People's Association, Ahmedabad
 Calcutta University, Kolkata
 CBR Forum, Bengaluru
 Centre for Cellular and Molecular Biology, Hyderabad
 Centre for DNA Fingerprinting and Diagnostics, Hyderabad
 Centre for Human Genetics, Bengaluru
 Charities Aids Foundation India, New Delhi
 C L Gupta Eye Institute, Moradabad
 Consolidated Products Corporation Pvt Ltd, New Delhi
 Council for Advancement of People's Action, New Delhi
 Council of Scientific & Industrial Research, Government of India, New Delhi
 Department of Biotechnology, Government of India, New Delhi
 Department of Science & Technology, Government of India, New Delhi

District Blindness Control Society, Hyderabad
 Dr Reddy's Laboratories, Hyderabad
 Essilor India Pvt Ltd, Bengaluru
 Eye Bank Association of India, Hyderabad
 Fullerton India Credit Company Ltd, Mumbai
 GE Volunteer Funding, Hyderabad
 Guru Nanak Dev University, Amritsar
 Holy Cross College, Tiruchirappalli
 Indian Council for Medical Research, New Delhi
 Indian Institute of Chemical Biology, Kolkata
 Indian Institute of Information Technology, Hyderabad
 Indian Institute of Science, Bengaluru
 Indian Institute of Technology, Chennai
 Indian Orthocane Surgicals, Chennai
 Indian Statistical Institute, Kolkata
 India Vision Institute, Hyderabad
 Indira Gandhi National Open University, New Delhi
 Institute of Health Systems, Hyderabad
 International Human Resource Development Centre, Coimbatore
 Jammu University, Jammu
 JPM Rotary Eye Hospital, Cuttack
 JP Singh Associates, New Delhi
 Kode Venkatadri Chowdary Charitable Society, Vijayawada
 Mahindra Satyam Foundation, Hyderabad
 Medfort Hospitals Private Limited, Chennai
 Micro Vision, Ahmedabad
 Microsoft, Hyderabad
 Milmet Laboratories Pvt Ltd, Ahmedabad
 Narotam Sekhsaria Foundation, Mumbai
 National Association for the Blind, Mumbai
 National Institute for Mentally Handicapped, Secunderabad
 National Institute for the Visually Handicapped, Dehradun
 National Institute of Mental Health and Neuro Sciences, Bengaluru
 National Institute of Mental Health, Hyderabad
 National Institute of Nutrition, Hyderabad
 Nava Bharat Ventures Ltd, Hyderabad
 Nimmagadda Foundation, Hyderabad
 NTPC Foundation, New Delhi
 Quality Care India Pvt Ltd (Care Hospital), Hyderabad
 Reliance Vision Express Pvt Ltd, Bengaluru
 Sadguru Netra Chikitsalaya, Chitrakoot
 Sankara Nethralaya, Chennai
 Sarva Shiksha Abhiyan, Hyderabad
 Sir Ratan Tata Trust, Mumbai
 Society for the Elimination of Rural Poverty, Hyderabad
 State Council of Education Research and Training, Hyderabad
 Thakur Hari Prasad Institute for Research and Rehabilitation of Mentally Handicapped, Hyderabad
 The Calcutta Medical & Research Institute, Kolkata
 The Helen Keller Institute for Deaf and Deafblind, Mumbai
 University of Hyderabad, Hyderabad
 VEBART Trust, Visakhapatnam
 VIMTA Laboratories, Hyderabad
 Vision For India, New Delhi
 VISION Research Foundation, Chennai
 VISION 2020: The Right to Sight, India
 Voice and Vision, Mumbai

L V Prasad Eye Institute
Kallam Anji Reddy Campus
L V Prasad Marg, Banjara Hills
Hyderabad 500034, India
Tel: +91 40 3061 2345
Fax: +91 40 2354 8271
Email: info.hyd@lvpei.org

L V Prasad Eye Institute
Patia, Bhubaneswar 751024
Orissa, India
Tel: +91 0674 3989 2020
Fax: +91 0674 3987 130
Email: info.bbsr@lvpei.org

L V Prasad Eye Institute
G M R Varalakshmi Campus
Door No: 11-113/1
Hanumanthawaka Junction
Visakhapatnam 530040
Andhra Pradesh, India
Tel: +91 0891 398 4555
Fax: +91 0891 398 4444
Email: info.vizag@lvpei.org

L V Prasad Eye Institute
Kode Venkatadri Chowdary Campus
Tadigadapa, Vijayawada 521137
Andhra Pradesh, India
Tel: +91 0866 306 2020
E-mail: kvc-appointment@lvpei.org

Excellence

Equity

Efficiency